



Kaimana Academy

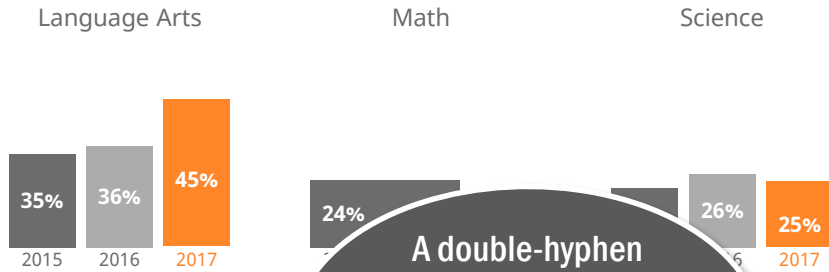
80-808 New Aloha Highway, Kaimana, Hawaii | Hawaii | Aloha Complex Area

THE STRIVE HI SCHOOL PERFORMANCE REPORT is an annual snapshot of a school's performance on key indicators. This report shows schools' progress on the Department and Board of Education's Strategic Plan and federally required indicators under the Every Student Succeeds Act. These results help inform action for teachers, principals, community members, and other stakeholders.

For more information on how these data were calculated, see the Strive HI Technical Guide.

How are students performing in each subject?

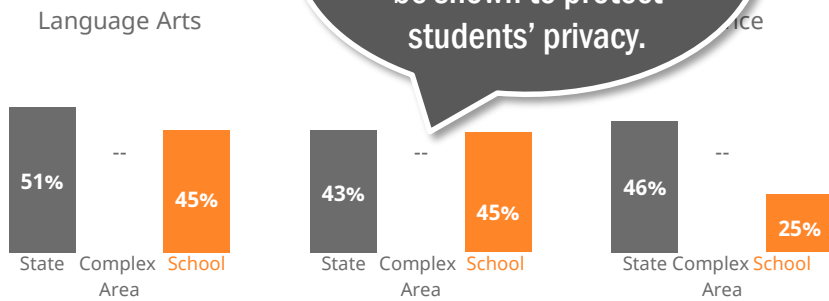
Measures the percent of students meeting the standard/who are proficient on state assessments.



A double-hyphen indicates data are either missing or cannot be shown to protect students' privacy.

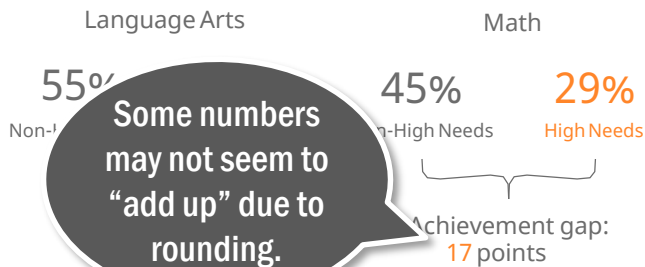
How are students performing in each subject compared to their peers?

Compares the percent of students meeting the standard/who are proficient on state assessments.



How are student subgroups performing?

High Needs: English learners, economically disadvantaged, and students receiving Special Education services. Non-High Needs: All other students.



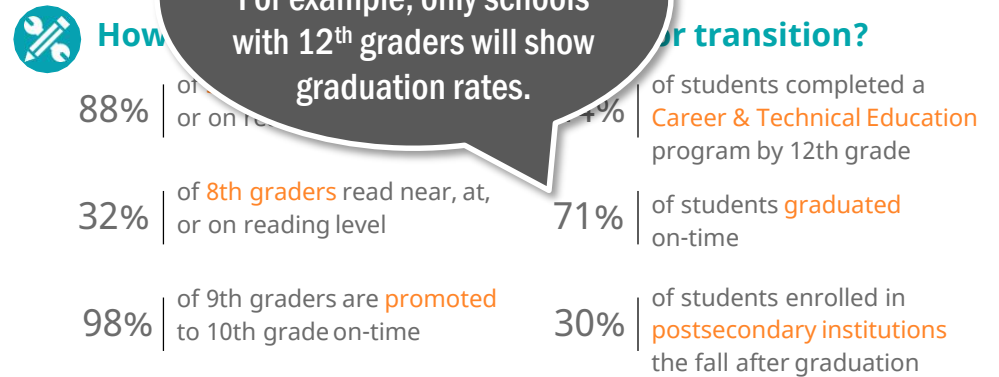
Some numbers may not seem to "add up" due to rounding.

39% of students learning English are on-track to English language proficiency

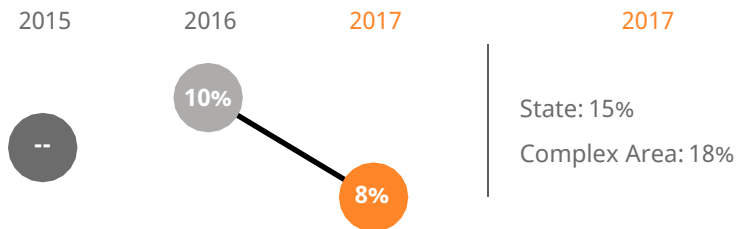
How do students' progress compare to their peers'?

The Median Growth Percentile (MGP) shows the relative progress of the average student on state assessments. For example, an MGP of 60 means the average student performance was better than 60% of students that scored similarly on previous state assessments.

Some data only apply to certain school types. For example, only schools with 12th graders will show graduation rates.



How many students missed 15 or more days of school this year?



Do students feel safe at this school?

Measures student responses on the Safety dimension of the School Quality Survey.

