



Aina Haina Elementary

801 West Hind Drive | Oahu | Farrington-Kaiser-Kalani Complex Area

THE STRIVE HI SCHOOL PERFORMANCE REPORT is an annual snapshot of a school's performance on key indicators of student success. This report shows schools' progress on the Department and Board of Education's Strategic Plan and federally-required indicators under the Every Student Succeeds Act. These results help inform action for teachers, principals, community members, and other stakeholders.

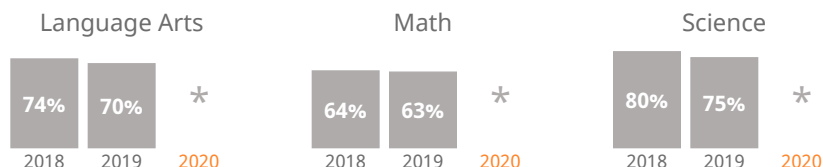
*** IMPORTANT:** Due to COVID-19, Hawaii public schools were waived from statewide testing by the U.S. Department of Education. As a result, a number of test-derived results are not available for 2020. Therefore (1) school proficiency rates along with complex area and state proficiency averages, (2) achievement gaps, (3) academic growth, and (4) third and eighth grade literacy are not reported.

****** 2020 chronic absenteeism is based on absences only through the end of the third quarter (3/13/20). As such, the rate is not directly comparable with 2019 or 2018 which was based on absences through May 1 of each school year.




How are students performing in each subject?

Measures the percent of students meeting the standard/who are proficient on state assessments.



How are students performing compared to others?

Compares the percent of students meeting the standard/who are proficient on state assessments.



How are student subgroups performing?

High Needs: English learners, economically disadvantaged, and students receiving Special Education services. Non-High Needs: All other students.




52%

of students learning English are **on-track** to English language proficiency



How are students' academic progress measured?

The Smarter Balanced test shows the relative progress of the average student on state assessments using a Median Growth Percentile (MGP). HSA-Alt & KĀ'EO tests show the percent of students making academic growth each year.

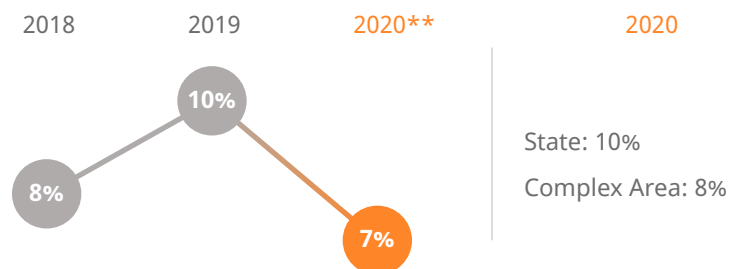


How many 3rd graders read on grade level?

* of 3rd graders read **near, at, or above** grade level

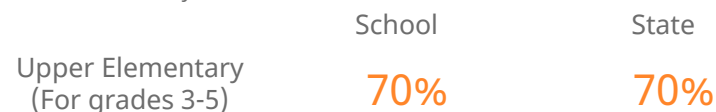


How many students missed 15 or more days of school this year?



How do students feel about their school?

Measures percent of students reporting positive school climate as measured by the Panorama Student Survey.



How do you measure how well a school is doing? In our estimation, it's more than scores on high-stakes tests. Schools should show that they are supporting children along the educational pipeline toward college, career, and community readiness. Are our students attending school? Are they graduating? Are they going to college? And how successfully are schools reducing the achievement gap between high-needs and non-high needs students?

The Strive HI Performance System was designed to account for these factors in student success. Initially created in 2013 by a U.S. Department of Education waiver from certain aspects of the former No Child Left Behind Act, Strive HI has been refocused by the goals and priorities of the 2017-2020 Department of Education and Board of Education Strategic Plan, the governing document for the public education system.

Learn more at
<http://bit.ly/StriveHISystem>

Aina Haina Elementary

801 West Hind Drive | Oahu | Farrington-Kaiser-Kalani Complex Area

Our Story

Aina Haina Elementary is an authorized International Baccalaureate (IB) World School offering the Primary Years Programme (PYP). Through its focus on IB, the school embraces the belief that high student achievement is the result of a standards-based rigorous and relevant curriculum for all students. The IB Programme builds in the students learning and character skills which help to benefit them throughout their entire educational experience and to prepare them for the workforce of the future.

Through its robust Positive Behaviour Systems of Support (PBIS) and Multi-Tiered Systems of Support (MTSS), the school focuses on building meaningful connections with everyone through a continued focus on creating nurturing, supportive, and empowering research based learning environments. This is through the implementation of the latest brain-based educational research in various school settings with the overall purpose of fostering the learning and the well-being of each and every one of its students.

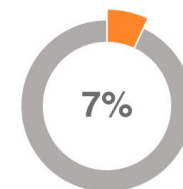
The school's Parent Teacher Association (PTA) works in collaboration with the school to support the school's efforts to educate the whole child through the funding of school programs in order to support all facets of the students' learning. Through extensive partnerships with the community, the school works to support its students' learning.

About Our School

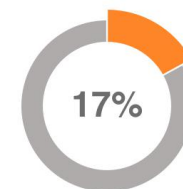
Principal | Brendan Burns
Grades | K-5
808-377-2419
www.ainahaina.k12.hi.us

458

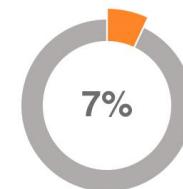
students enrolled



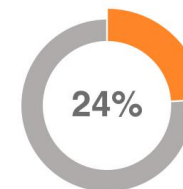
of students are
English language
learners



of students are
eligible for Free or
Reduced Lunch



of students
receive Special
Education services



of students
receiving Special
Education services
are in general
education classes
most of the day



Aina Haina Elementary

801 West Hind Drive | Oahu | Farrington-Kaiser-Kalani Complex Area

THE STRIVE HI SCHOOL PERFORMANCE REPORT is an annual snapshot of a school's performance on key indicators of student success. This report shows schools' progress on the Department and Board of Education's Strategic Plan and federally-required indicators under the Every Student Succeeds Act. These results help inform action for teachers, principals, community members, and other stakeholders.

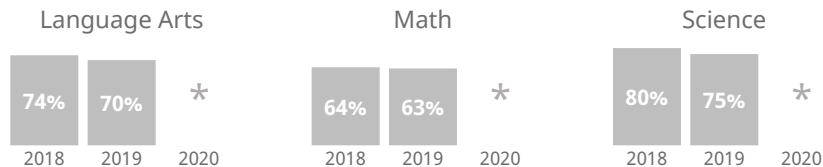
*** IMPORTANT:** Due to COVID-19, Hawaii public schools were waived from statewide testing by the U.S. Department of Education. As a result, a number of test-derived results are not available for 2020. Therefore (1) school proficiency rates along with complex area and state proficiency averages, (2) achievement gaps, (3) academic growth, and (4) third and eighth grade literacy are not reported.

****** 2020 chronic absenteeism is based on absences only through the end of the third quarter (3/13/20). As such, the rate is not directly comparable with 2019 or 2018 which was based on absences through May 1 of each school year.




How are students performing in each subject?

Measures the percent of students meeting the standard/who are proficient on state assessments.



How are students performing compared to others?

Compares the percent of students meeting the standard/who are proficient on state assessments.



How are student subgroups performing?

High Needs: English learners, economically disadvantaged, and students receiving Special Education services. Non-High Needs: All other students.



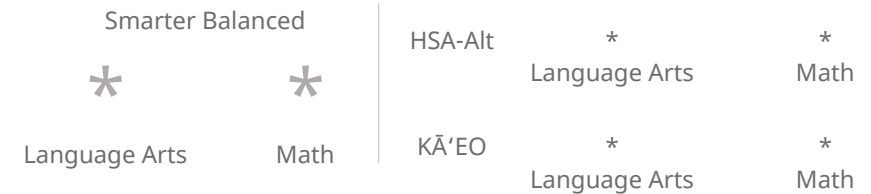
52%

of students learning English are on-track to English language proficiency



How are students' academic progress measured?

The Smarter Balanced test shows the relative progress of the average student on state assessments using a Median Growth Percentile (MGP). HSA-Alt & KĀ'EO tests show the percent of students making academic growth each year.

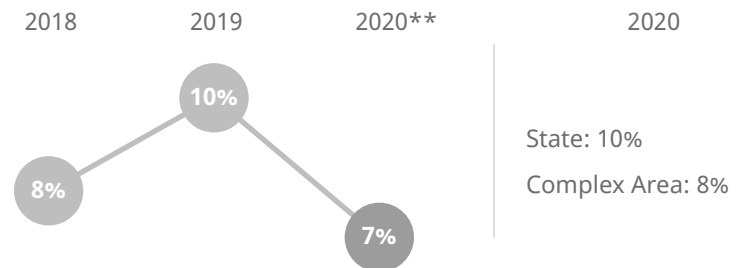


How many 3rd graders read on grade level?

* of 3rd graders read near, at, or above grade level

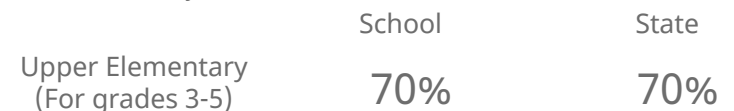


How many students missed 15 or more days of school this year?



How do students feel about their school?

Measures percent of students reporting positive school climate as measured by the Panorama Student Survey.



How do you measure how well a school is doing? In our estimation, it's more than scores on high-stakes tests. Schools should show that they are supporting children along the educational pipeline toward college, career, and community readiness. Are our students attending school? Are they graduating? Are they going to college? And how successfully are schools reducing the achievement gap between high-needs and non-high needs students?

The Strive HI Performance System was designed to account for these factors in student success. Initially created in 2013 by a U.S. Department of Education waiver from certain aspects of the former No Child Left Behind Act, Strive HI has been refocused by the goals and priorities of the 2017-2020 Department of Education and Board of Education Strategic Plan, the governing document for the public education system.

Learn more at
<http://bit.ly/StriveHISystem>

Aina Haina Elementary

801 West Hind Drive | Oahu | Farrington-Kaiser-Kalani Complex Area

Our Story

Aina Haina Elementary is an authorized International Baccalaureate (IB) World School offering the Primary Years Programme (PYP). Through its focus on IB, the school embraces the belief that high student achievement is the result of a standards-based rigorous and relevant curriculum for all students. The IB Programme builds in the students learning and character skills which help to benefit them throughout their entire educational experience and to prepare them for the workforce of the future.

Through its robust Positive Behaviour Systems of Support (PBIS) and Multi-Tiered Systems of Support (MTSS), the school focuses on building meaningful connections with everyone through a continued focus on creating nurturing, supportive, and empowering research based learning environments. This is through the implementation of the latest brain-based educational research in various school settings with the overall purpose of fostering the learning and the well-being of each and every one of its students.

The school's Parent Teacher Association (PTA) works in collaboration with the school to support the school's efforts to educate the whole child through the funding of school programs in order to support all facets of the students' learning. Through extensive partnerships with the community, the school works to support its students' learning.

About Our School

Principal | Brendan Burns
Grades | K-5
808-377-2419
www.ainahaina.k12.hi.us

458

students enrolled



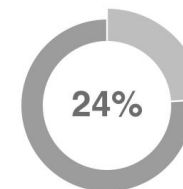
of students are
English language
learners



of students are
eligible for Free or
Reduced Lunch



of students
receive Special
Education services



of students
receiving Special
Education services
are in general
education classes
most of the day