



Hickam Elementary

Manzelman Circle | Oahu | Aiea-Moanalua-Radford Complex Area

THE STRIVE HI SCHOOL PERFORMANCE REPORT is an annual snapshot of a school's performance on key indicators of student success. This report shows schools' progress on the Department and Board of Education's Strategic Plan and federally-required indicators under the Every Student Succeeds Act. These results help inform action for teachers, principals, community members, and other stakeholders.

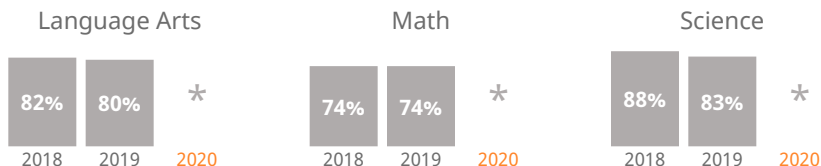
*** IMPORTANT:** Due to COVID-19, Hawaii public schools were waived from statewide testing by the U.S. Department of Education. As a result, a number of test-derived results are not available for 2020. Therefore (1) school proficiency rates along with complex area and state proficiency averages, (2) achievement gaps, (3) academic growth, and (4) third and eighth grade literacy are not reported.

****** 2020 chronic absenteeism is based on absences only through the end of the third quarter (3/13/20). As such, the rate is not directly comparable with 2019 or 2018 which was based on absences through May 1 of each school year.




How are students performing in each subject?

Measures the percent of students meeting the standard/who are proficient on state assessments.



How are students performing compared to others?

Compares the percent of students meeting the standard/who are proficient on state assessments.



How are student subgroups performing?

High Needs: English learners, economically disadvantaged, and students receiving Special Education services. Non-High Needs: All other students.




71%

of students learning English are **on-track** to English language proficiency



How are students' academic progress measured?

The Smarter Balanced test shows the relative progress of the average student on state assessments using a Median Growth Percentile (MGP). HSA-Alt & KĀ'EO tests show the percent of students making academic growth each year.

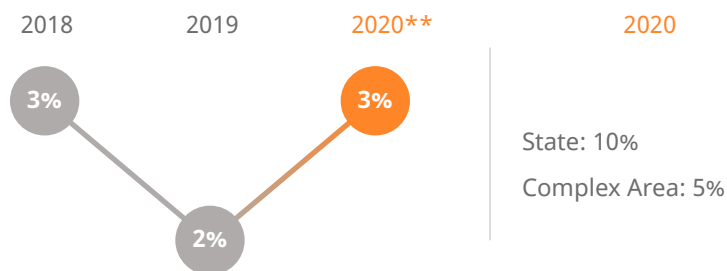


How many 3rd graders read on grade level?

* of 3rd graders read **near, at, or above** grade level

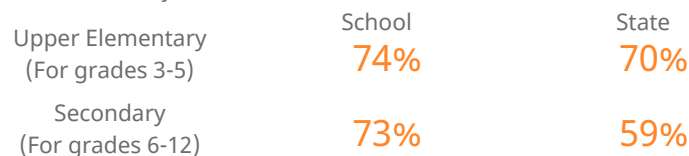


How many students missed 15 or more days of school this year?



How do students feel about their school?

Measures percent of students reporting positive school climate as measured by the Panorama Student Survey.



How do you measure how well a school is doing? In our estimation, it's more than scores on high-stakes tests. Schools should show that they are supporting children along the educational pipeline toward college, career, and community readiness. Are our students attending school? Are they graduating? Are they going to college? And how successfully are schools reducing the achievement gap between high-needs and non-high needs students?

The Strive HI Performance System was designed to account for these factors in student success. Initially created in 2013 by a U.S. Department of Education waiver from certain aspects of the former No Child Left Behind Act, Strive HI has been refocused by the goals and priorities of the 2017-2020 Department of Education and Board of Education Strategic Plan, the governing document for the public education system.

Learn more at
<http://bit.ly/StriveHISystem>

Hickam Elementary

Manzelman Circle | Oahu | Aiea-Moanalua-Radford Complex Area

Our Story

Hickam Elementary School commits to providing a positive learning community that inspires leaders for tomorrow, which is the school's vision. We aspire to be a world-class educational system that ensures college, career and community readiness. Named after Lt. Col. Horace Meek Hickam, we've consistently performed at high levels of academic achievement and growth. We also provide immediate interventions to support student success through Response to Intervention.

The school also offers specialized programs for students with limited English skills and special education needs, and co-curricular, like chorus, and athletic programs, which includes volleyball, basketball, and track. The school has many after-school clubs which support our belief in addressing the Whole Child.

Hickam has an active School Community Council (SCC) and Parent Teacher Organization (PTO), which is comprised of school and community members who meet monthly to help guide the school's academic and financial plans and support the learning environment.

The school has decided to build a culture of Leadership. From students' feedback and community input, the school includes direct instruction and embeds development using the 8 Habits of Leadership and The Leader in Me program to promote social emotional learning.

About Our School

Principal | Calvin Shimomura

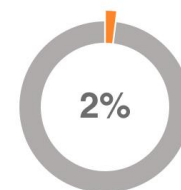
Grades | K-6

808-421-4148

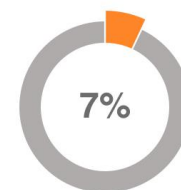
www.hickam.k12.hi.us

566

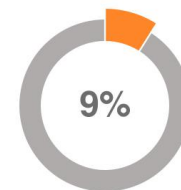
students enrolled



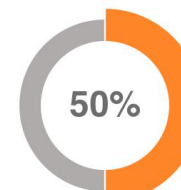
of students are
English language
learners



of students are
eligible for Free or
Reduced Lunch



of students
receive Special
Education services



of students
receiving Special
Education services
are in general
education classes
most of the day



Hickam Elementary

Manzelman Circle | Oahu | Aiea-Moanalua-Radford Complex Area

THE STRIVE HI SCHOOL PERFORMANCE REPORT is an annual snapshot of a school's performance on key indicators of student success. This report shows schools' progress on the Department and Board of Education's Strategic Plan and federally-required indicators under the Every Student Succeeds Act. These results help inform action for teachers, principals, community members, and other stakeholders.

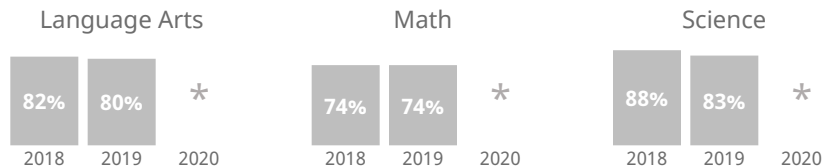
*** IMPORTANT:** Due to COVID-19, Hawaii public schools were waived from statewide testing by the U.S. Department of Education. As a result, a number of test-derived results are not available for 2020. Therefore (1) school proficiency rates along with complex area and state proficiency averages, (2) achievement gaps, (3) academic growth, and (4) third and eighth grade literacy are not reported.

****** 2020 chronic absenteeism is based on absences only through the end of the third quarter (3/13/20). As such, the rate is not directly comparable with 2019 or 2018 which was based on absences through May 1 of each school year.




How are students performing in each subject?

Measures the percent of students meeting the standard/who are proficient on state assessments.



How are students performing compared to others?

Compares the percent of students meeting the standard/who are proficient on state assessments.



How are student subgroups performing?

High Needs: English learners, economically disadvantaged, and students receiving Special Education services. Non-High Needs: All other students.



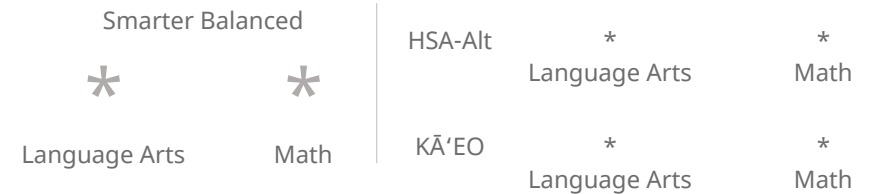
71%

of students learning English are on-track to English language proficiency



How are students' academic progress measured?

The Smarter Balanced test shows the relative progress of the average student on state assessments using a Median Growth Percentile (MGP). HSA-Alt & KĀ'EO tests show the percent of students making academic growth each year.

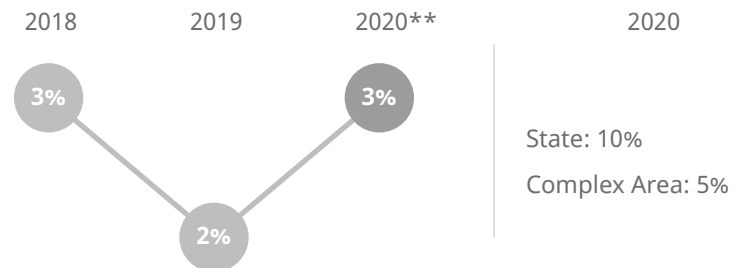


How many 3rd graders read on grade level?

* of 3rd graders read near, at, or above grade level

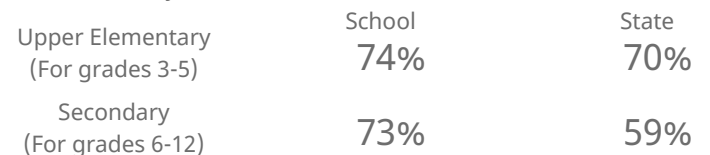


How many students missed 15 or more days of school this year?



How do students feel about their school?

Measures percent of students reporting positive school climate as measured by the Panorama Student Survey.



How do you measure how well a school is doing? In our estimation, it's more than scores on high-stakes tests. Schools should show that they are supporting children along the educational pipeline toward college, career, and community readiness. Are our students attending school? Are they graduating? Are they going to college? And how successfully are schools reducing the achievement gap between high-needs and non-high needs students?

The Strive HI Performance System was designed to account for these factors in student success. Initially created in 2013 by a U.S. Department of Education waiver from certain aspects of the former No Child Left Behind Act, Strive HI has been refocused by the goals and priorities of the 2017-2020 Department of Education and Board of Education Strategic Plan, the governing document for the public education system.

Learn more at
<http://bit.ly/StriveHISystem>

Hickam Elementary

Manzelman Circle | Oahu | Aiea-Moanalua-Radford Complex Area

Our Story

Hickam Elementary School commits to providing a positive learning community that inspires leaders for tomorrow, which is the school's vision. We aspire to be a world-class educational system that ensures college, career and community readiness. Named after Lt. Col. Horace Meek Hickam, we've consistently performed at high levels of academic achievement and growth. We also provide immediate interventions to support student success through Response to Intervention.

The school also offers specialized programs for students with limited English skills and special education needs, and co-curricular, like chorus, and athletic programs, which includes volleyball, basketball, and track. The school has many after-school clubs which support our belief in addressing the Whole Child.

Hickam has an active School Community Council (SCC) and Parent Teacher Organization (PTO), which is comprised of school and community members who meet monthly to help guide the school's academic and financial plans and support the learning environment.

The school has decided to build a culture of Leadership. From students' feedback and community input, the school includes direct instruction and embeds development using the 8 Habits of Leadership and The Leader in Me program to promote social emotional learning.

About Our School

Principal | Calvin Shimomura

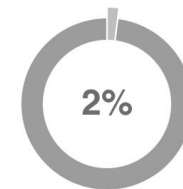
Grades | K-6

808-421-4148

www.hickam.k12.hi.us

566

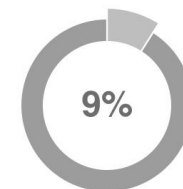
students enrolled



of students are
English language
learners



of students are
eligible for Free or
Reduced Lunch



of students
receive Special
Education services



of students
receiving Special
Education services
are in general
education classes
most of the day