



Holualoa Elementary

76-5957 Mamalahoa Highway | Hawaii | Honokaa-Kealahkehe-Kohala-Konawaena Complex Area

THE STRIVE HI SCHOOL PERFORMANCE REPORT is an annual snapshot of a school's performance on key indicators of student success. This report shows schools' progress on the Department and Board of Education's Strategic Plan and federally-required indicators under the Every Student Succeeds Act. These results help inform action for teachers, principals, community members, and other stakeholders.

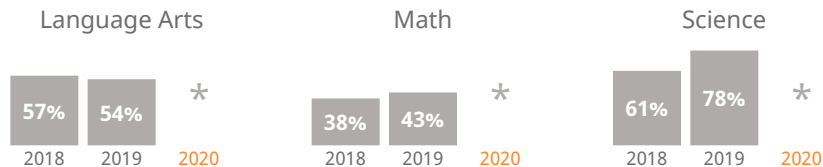
*** IMPORTANT:** Due to COVID-19, Hawaii public schools were waived from statewide testing by the U.S. Department of Education. As a result, a number of test-derived results are not available for 2020. Therefore (1) school proficiency rates along with complex area and state proficiency averages, (2) achievement gaps, (3) academic growth, and (4) third and eighth grade literacy are not reported.

****** 2020 chronic absenteeism is based on absences only through the end of the third quarter (3/13/20). As such, the rate is not directly comparable with 2019 or 2018 which was based on absences through May 1 of each school year.




How are students performing in each subject?

Measures the percent of students meeting the standard/who are proficient on state assessments.



How are students performing compared to others?

Compares the percent of students meeting the standard/who are proficient on state assessments.



How are student subgroups performing?

High Needs: English learners, economically disadvantaged, and students receiving Special Education services. Non-High Needs: All other students.



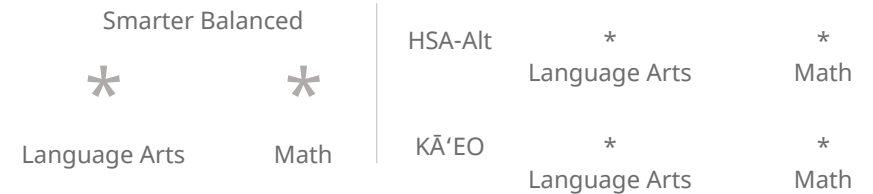
49%

of students learning English are **on-track** to English language proficiency



How are students' academic progress measured?

The Smarter Balanced test shows the relative progress of the average student on state assessments using a Median Growth Percentile (MGP). HSA-Alt & KĀ'EO tests show the percent of students making academic growth each year.

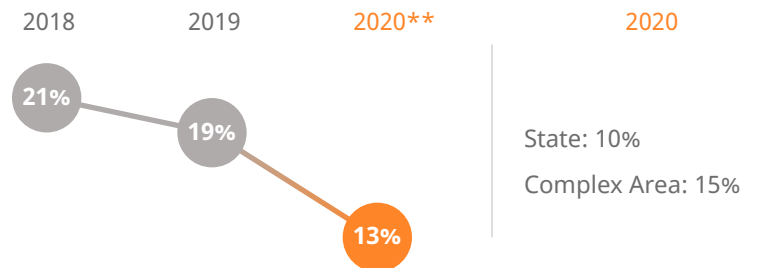


How many 3rd graders read on grade level?

* of 3rd graders read **near, at, or above** grade level

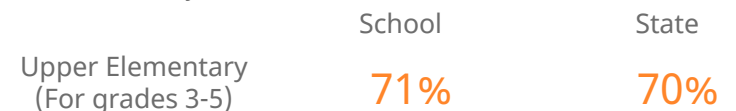


How many students missed 15 or more days of school this year?



How do students feel about their school?

Measures percent of students reporting positive school climate as measured by the Panorama Student Survey.



How do you measure how well a school is doing? In our estimation, it's more than scores on high-stakes tests. Schools should show that they are supporting children along the educational pipeline toward college, career, and community readiness. Are our students attending school? Are they graduating? Are they going to college? And how successfully are schools reducing the achievement gap between high-needs and non-high needs students?

The Strive HI Performance System was designed to account for these factors in student success. Initially created in 2013 by a U.S. Department of Education waiver from certain aspects of the former No Child Left Behind Act, Strive HI has been refocused by the goals and priorities of the 2017-2020 Department of Education and Board of Education Strategic Plan, the governing document for the public education system.

Learn more at
<http://bit.ly/StriveHISystem>

Holualoa Elementary

76-5957 Mamalahoa Highway | Hawaii | Honokaa-Kealakehe-Kohala-Konawaena Complex Area

Our Story

Holualoa Elementary School is committed to its mission of "Striving for Summit" through:

- *Rigorous standards-based curriculum and instruction
- *Education of the whole child
- *Preparing global citizens who exemplify empathy, tenacity, and resilience
- *Inspiring a lifelong love of learning

The school successfully completed the WASC accreditation process November of 2017 and was awarded a six-year term of accreditation.

Staff utilizes the state adopted curriculums of Reading Wonders and Stepping Stones supplemented with programs such as Success for All (reading), Accelerated Reader (independent reading) and various writing tools such as RACE and opinion writing to support students in learning the Common Core State Standards. The school is in the process of adopting and implementing the Next Generation Science Standards fully in the upcoming school year.

Students have the opportunity to pursue study of core academics and a rich menu of whole child experiences through resource classes in in gardening, library, Hawaiian studies, STEM and physical education. In addition, student are given the opportunity to participate in community field trips, robotics and classroom based partnership with the Donkey Mill Art Center in all grade levels. supported with a strong accelerated reading program in all grades. A variety of math instructional resources are used to teach students to think and read like mathematicians.

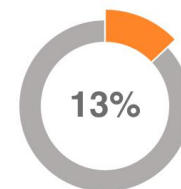
Through the actions outlined and detailed in the annual academic and financial plan, the school sets clear, measurable targets that are ambitious and challenging.

About Our School

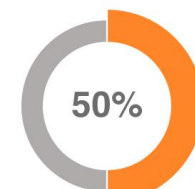
Principal | Jeffrey (Jeff) Takiue
Grades | K-5
808-313-3800
www.holualoa.school

512

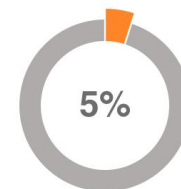
students enrolled



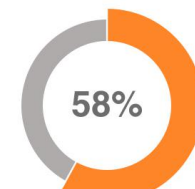
of students are
English language
learners



of students are
eligible for Free or
Reduced Lunch



of students
receive Special
Education services



of students
receiving Special
Education services
are in general
education classes
most of the day



Holualoa Elementary

76-5957 Mamalahoa Highway | Hawaii | Honokaa-Kealahkehe-Kohala-Konawaena Complex Area

THE STRIVE HI SCHOOL PERFORMANCE REPORT is an annual snapshot of a school's performance on key indicators of student success. This report shows schools' progress on the Department and Board of Education's Strategic Plan and federally-required indicators under the Every Student Succeeds Act. These results help inform action for teachers, principals, community members, and other stakeholders.

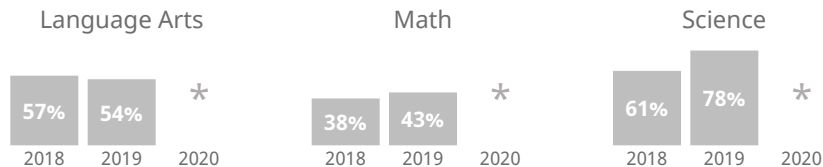
*** IMPORTANT:** Due to COVID-19, Hawaii public schools were waived from statewide testing by the U.S. Department of Education. As a result, a number of test-derived results are not available for 2020. Therefore (1) school proficiency rates along with complex area and state proficiency averages, (2) achievement gaps, (3) academic growth, and (4) third and eighth grade literacy are not reported.

****** 2020 chronic absenteeism is based on absences only through the end of the third quarter (3/13/20). As such, the rate is not directly comparable with 2019 or 2018 which was based on absences through May 1 of each school year.




How are students performing in each subject?

Measures the percent of students meeting the standard/who are proficient on state assessments.



How are students performing compared to others?

Compares the percent of students meeting the standard/who are proficient on state assessments.



How are student subgroups performing?

High Needs: English learners, economically disadvantaged, and students receiving Special Education services. Non-High Needs: All other students.



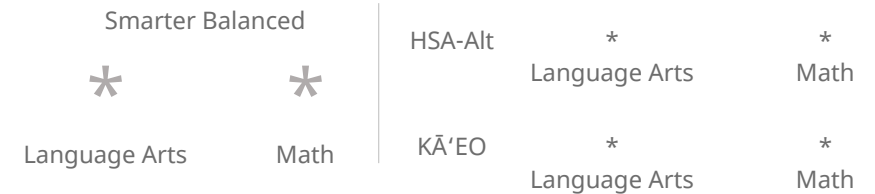
49%

of students learning English are on-track to English language proficiency



How are students' academic progress measured?

The Smarter Balanced test shows the relative progress of the average student on state assessments using a Median Growth Percentile (MGP). HSA-Alt & KĀ'EO tests show the percent of students making academic growth each year.

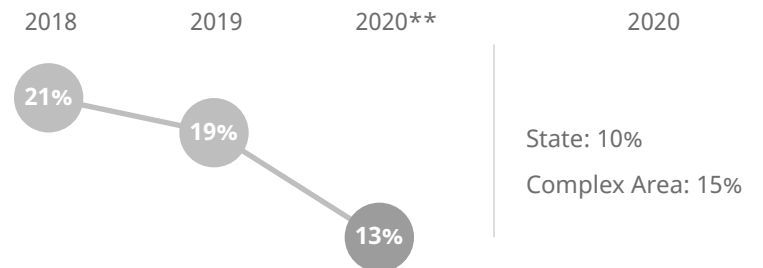


How many 3rd graders read on grade level?

* of 3rd graders read near, at, or above grade level

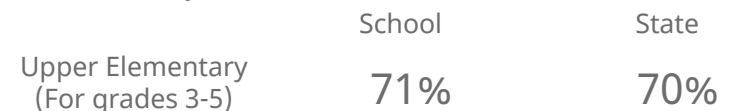


How many students missed 15 or more days of school this year?



How do students feel about their school?

Measures percent of students reporting positive school climate as measured by the Panorama Student Survey.



How do you measure how well a school is doing? In our estimation, it's more than scores on high-stakes tests. Schools should show that they are supporting children along the educational pipeline toward college, career, and community readiness. Are our students attending school? Are they graduating? Are they going to college? And how successfully are schools reducing the achievement gap between high-needs and non-high needs students?

The Strive HI Performance System was designed to account for these factors in student success. Initially created in 2013 by a U.S. Department of Education waiver from certain aspects of the former No Child Left Behind Act, Strive HI has been refocused by the goals and priorities of the 2017-2020 Department of Education and Board of Education Strategic Plan, the governing document for the public education system.

Learn more at
<http://bit.ly/StriveHISystem>

Holualoa Elementary

76-5957 Mamalahoa Highway | Hawaii | Honokaa-Kealakehe-Kohala-Konawaena Complex Area

Our Story

Holualoa Elementary School is committed to its mission of "Striving for Summit" through:

- *Rigorous standards-based curriculum and instruction
- *Education of the whole child
- *Preparing global citizens who exemplify empathy, tenacity, and resilience
- *Inspiring a lifelong love of learning

The school successfully completed the WASC accreditation process November of 2017 and was awarded a six-year term of accreditation.

Staff utilizes the state adopted curriculums of Reading Wonders and Stepping Stones supplemented with programs such as Success for All (reading), Accelerated Reader (independent reading) and various writing tools such as RACE and opinion writing to support students in learning the Common Core State Standards. The school is in the process of adopting and implementing the Next Generation Science Standards fully in the upcoming school year.

Students have the opportunity to pursue study of core academics and a rich menu of whole child experiences through resource classes in in gardening, library, Hawaiian studies, STEM and physical education. In addition, student are given the opportunity to participate in community field trips, robotics and classroom based partnership with the Donkey Mill Art Center in all grade levels. supported with a strong accelerated reading program in all grades. A variety of math instructional resources are used to teach students to think and read like mathematicians.

Through the actions outlined and detailed in the annual academic and financial plan, the school sets clear, measurable targets that are ambitious and challenging.

About Our School

Principal | Jeffrey (Jeff) Takiue
Grades | K-5
808-313-3800
www.holualoa.school

512

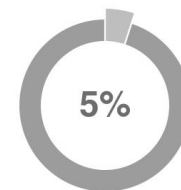
students enrolled



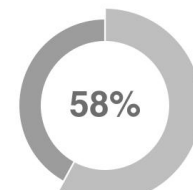
of students are
English language
learners



of students are
eligible for Free or
Reduced Lunch



of students
receive Special
Education services



of students
receiving Special
Education services
are in general
education classes
most of the day