



# Ka'ala Elementary

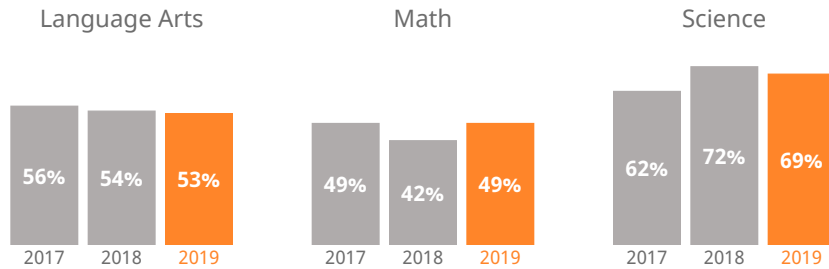
130 California Avenue, Wahiawa, Hawaii | Oahu | Leilehua-Mililani-Waialua Complex Area

**THE STRIVE HI SCHOOL PERFORMANCE REPORT** is an annual snapshot of a school's performance on key indicators of student success. This report shows schools' progress on the Department and Board of Education's Strategic Plan and federally-required indicators under the Every Student Succeeds Act. These results help inform action for teachers, principals, community members, and other stakeholders.



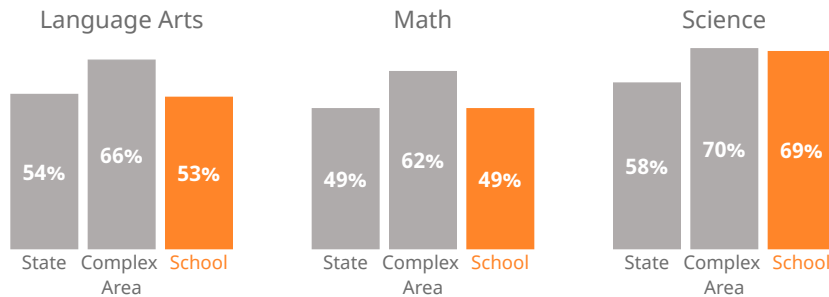
## How are students performing in each subject?

Measures the percent of students meeting the standard/who are proficient on state assessments.



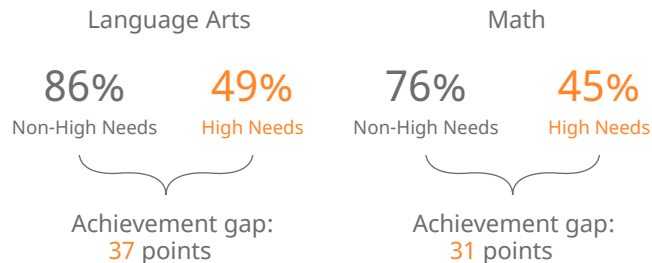
## How are students performing compared to others?

Compares the percent of students meeting the standard/who are proficient on state assessments.



## How are student subgroups performing?

High Needs: English learners, economically disadvantaged, and students receiving Special Education services. Non-High Needs: All other students.



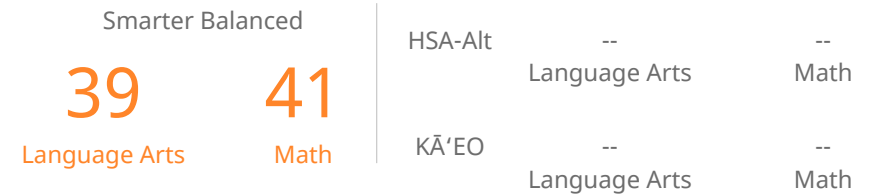
**77%**

of students learning English are **on-track** to English language proficiency



## How are students' academic progress measured?

The Smarter Balanced test shows the relative progress of the average student on state assessments using a Median Growth Percentile (MGP). HSA-Alt & KĀ'EO tests show the percent of students making academic growth each year.

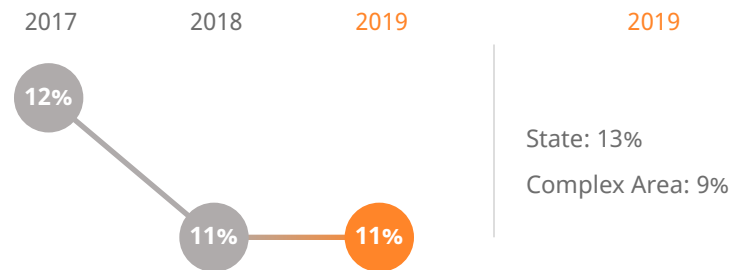


## How many 3rd graders read on grade level?

**73%** of 3rd graders read **near, at, or above** grade level



## How many students missed 15 or more days of school this year?



## How do students feel about their school?

Measures percent of students reporting positive school climate as measured by the Tripod Student Perception Survey.

**86%** of students **feel positively** about their school

How do you measure how well a school is doing? In our estimation, it's more than scores on high-stakes tests. Schools should show that they are supporting children along the educational pipeline toward college, career, and community readiness. Are our students attending school? Are they graduating? Are they going to college? And how successfully are schools reducing the achievement gap between high-needs and non-high needs students?

The Strive HI Performance System was designed to account for these factors in student success. Initially created in 2013 by a U.S. Department of Education waiver from certain aspects of the former No Child Left Behind Act, Strive HI has been refocused by the goals and priorities of the 2017-2020 Department of Education and Board of Education Strategic Plan, the governing document for the public education system.

Learn more at  
<http://bit.ly/StriveHISystem>

# Ka'ala Elementary

130 California Avenue, Wahiawa, Hawaii | Oahu | Leilehua-Mililani-Waialua Complex Area

## Our Story

Kaala Elementary focuses on the Common Core State Standards to help prepare students for college and careers.

Teachers instruct using standards-based-lessons, collect learning evidence and help students reflect on their progress. Grade level collaboration and K-5 articulation between teachers is ongoing. Staff continuously reflect on and make adjustments to instruction, with a focus on the betterment of student achievement and student efficacy.

The school's improvement plan is based on a review of annual testing data, regular weekly and monthly assessments, with input from the community and parents through the School Community Council and the accreditation process.

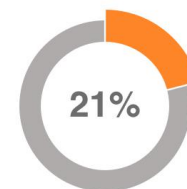
Afterschool and summer activities include tutoring, ukulele and robotics. The school's priorities are student achievement, civic responsibility and student safety and well-being.

## About Our School

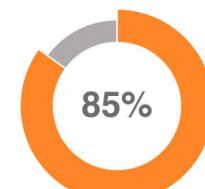
Principal | Samuel Bennett  
Grades | K-5  
808-305-3900  
[www.kaala.k12.hi.us](http://www.kaala.k12.hi.us)

446

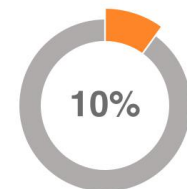
students enrolled



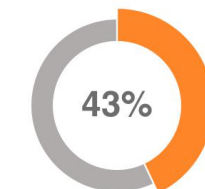
of students are  
English language  
learners



of students are  
eligible for Free or  
Reduced Lunch



of students  
receive Special  
Education services



of students  
receiving Special  
Education services  
are in general  
education classes  
most of the day



# Ka'ala Elementary

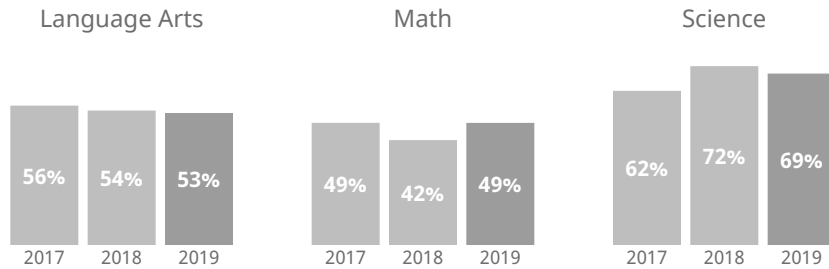
130 California Avenue, Wahiawa, Hawaii | Oahu | Leilehua-Mililani-Waialua Complex Area

**THE STRIVE HI SCHOOL PERFORMANCE REPORT** is an annual snapshot of a school's performance on key indicators of student success. This report shows schools' progress on the Department and Board of Education's Strategic Plan and federally-required indicators under the Every Student Succeeds Act. These results help inform action for teachers, principals, community members, and other stakeholders.



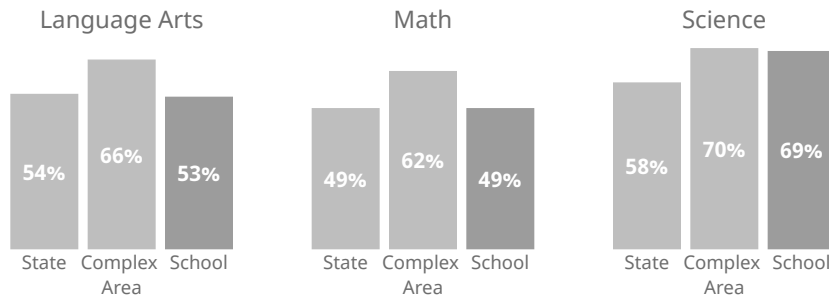
## How are students performing in each subject?

Measures the percent of students meeting the standard/who are proficient on state assessments.



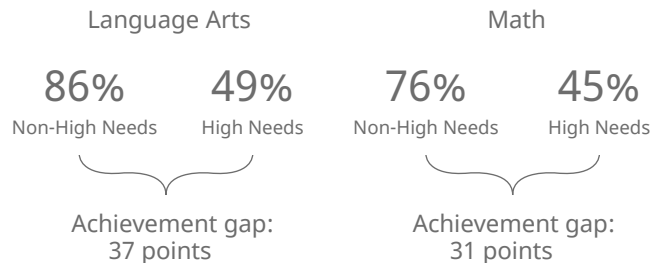
## How are students performing compared to others?

Compares the percent of students meeting the standard/who are proficient on state assessments.



## How are student subgroups performing?

High Needs: English learners, economically disadvantaged, and students receiving Special Education services. Non-High Needs: All other students.



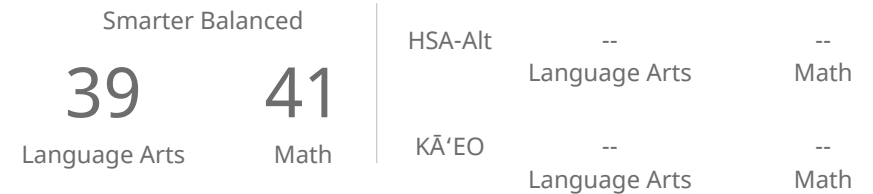
**77%**

of students learning English are on-track to English language proficiency



## How are students' academic progress measured?

The Smarter Balanced test shows the relative progress of the average student on state assessments using a Median Growth Percentile (MGP). HSA-Alt & KĀ'EO tests show the percent of students making academic growth each year.

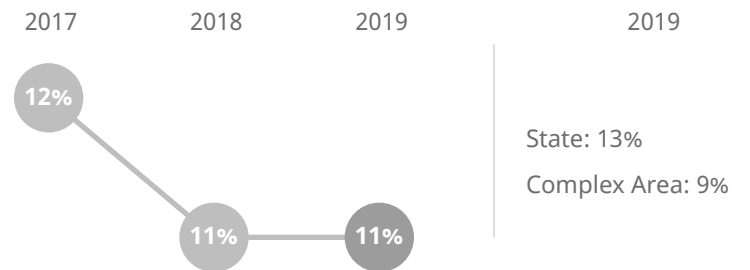


## How many 3rd graders read on grade level?

**73%** of 3rd graders read near, at, or above grade level



## How many students missed 15 or more days of school this year?



## How do students feel about their school?

Measures percent of students reporting positive school climate as measured by the Tripod Student Perception Survey.

**86%** of students feel positively about their school

How do you measure how well a school is doing? In our estimation, it's more than scores on high-stakes tests. Schools should show that they are supporting children along the educational pipeline toward college, career, and community readiness. Are our students attending school? Are they graduating? Are they going to college? And how successfully are schools reducing the achievement gap between high-needs and non-high needs students?

The Strive HI Performance System was designed to account for these factors in student success. Initially created in 2013 by a U.S. Department of Education waiver from certain aspects of the former No Child Left Behind Act, Strive HI has been refocused by the goals and priorities of the 2017-2020 Department of Education and Board of Education Strategic Plan, the governing document for the public education system.

Learn more at  
<http://bit.ly/StriveHISystem>

# Ka'ala Elementary

130 California Avenue, Wahiawa, Hawaii | Oahu | Leilehua-Mililani-Waialua Complex Area

## Our Story

Kaala Elementary focuses on the Common Core State Standards to help prepare students for college and careers.

Teachers instruct using standards-based-lessons, collect learning evidence and help students reflect on their progress. Grade level collaboration and K-5 articulation between teachers is ongoing. Staff continuously reflect on and make adjustments to instruction, with a focus on the betterment of student achievement and student efficacy.

The school's improvement plan is based on a review of annual testing data, regular weekly and monthly assessments, with input from the community and parents through the School Community Council and the accreditation process.

Afterschool and summer activities include tutoring, ukulele and robotics. The school's priorities are student achievement, civic responsibility and student safety and well-being.

## About Our School

Principal | Samuel Bennett

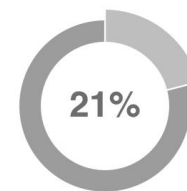
Grades | K-5

808-305-3900

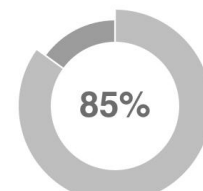
[www.kaala.k12.hi.us](http://www.kaala.k12.hi.us)

# 446

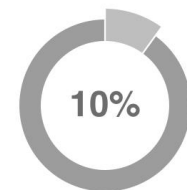
students enrolled



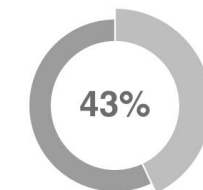
of students are  
English language  
learners



of students are  
eligible for Free or  
Reduced Lunch



of students  
receive Special  
Education services



of students  
receiving Special  
Education services  
are in general  
education classes  
most of the day