



# Kailua Intermediate

145 South Kainalu Drive | Oahu | Kailua-Kalaheo Complex Area

**THE STRIVE HI SCHOOL PERFORMANCE REPORT** is an annual snapshot of a school's performance on key indicators of student success. This report shows schools' progress on the Department and Board of Education's Strategic Plan and federally-required indicators under the Every Student Succeeds Act. These results help inform action for teachers, principals, community members, and other stakeholders.

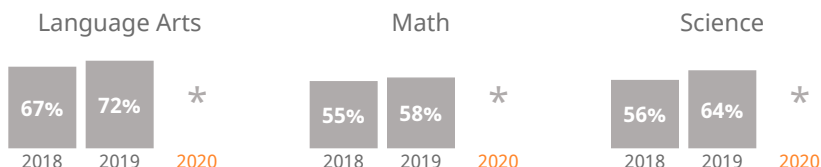
**\* IMPORTANT:** Due to COVID-19, Hawaii public schools were waived from statewide testing by the U.S. Department of Education. As a result, a number of test-derived results are not available for 2020. Therefore (1) school proficiency rates along with complex area and state proficiency averages, (2) achievement gaps, (3) academic growth, and (4) third and eighth grade literacy are not reported.

**\*\* 2020 chronic absenteeism** is based on absences only through the end of the third quarter (3/13/20). As such, the rate is not directly comparable with 2019 or 2018 which was based on absences through May 1 of each school year.




## How are students performing in each subject?

Measures the percent of students meeting the standard/who are proficient on state assessments.



## How are students performing compared to others?

Compares the percent of students meeting the standard/who are proficient on state assessments.



## How are student subgroups performing?

High Needs: English learners, economically disadvantaged, and students receiving Special Education services. Non-High Needs: All other students.




**14%**  
of students learning English are **on-track** to English language proficiency



## How are students' academic progress measured?

The Smarter Balanced test shows the relative progress of the average student on state assessments using a Median Growth Percentile (MGP). HSA-Alt & KĀ'EO tests show the percent of students making academic growth each year.

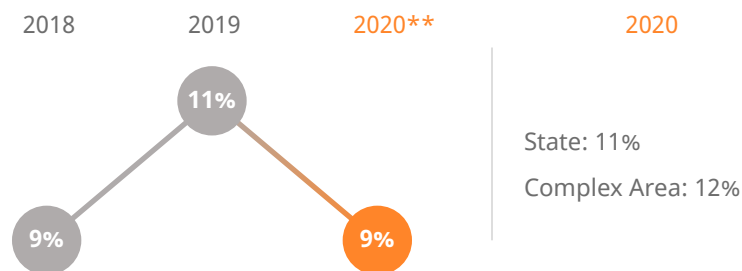


## How many 8th graders read on grade level?

\* of 8th graders read **near, at, or above** grade level



## How many students missed 15 or more days of school this year?



## How do students feel about their school?

Measures percent of students reporting positive school climate as measured by the Panorama Student Survey.



# Kailua Intermediate

145 South Kainalu Drive | Oahu | Kailua-Kalaheo Complex Area

## Our Story

At Kailua Intermediate we recognize that adolescence is a remarkable stage of life. Aligning with Association for Middle Level Education standards, our faculty embraces the unique characteristics of this age group and promotes organizational structures that support meaningful relationships and learning. We offer relevant, challenging, and exploratory programs to the approximately 740 seventh and eighth graders we serve. Our school environment is safe, nurturing, disciplined, and exploratory enabling students to build on their strengths and interests.

We like to say that we are unapologetic about our mission to prepare every student for a four-year college education and success in a global society. Students are able to learn from the most experienced and talented teachers in our state. These amazing educators are supported by an equally talented cast of staff members and we all work together to create a positive and vibrant learning environment.

We are committed to partnering with parents and our school community to help each child succeed. We have a strong Parent Teacher Student Association and supportive Parent Community Networking Coordinator. We encourage active family involvement and there are many points of access, from one-time service days to regular contributions of time, talent and resources.

How do you measure how well a school is doing? In our estimation, it's more than scores on high-stakes tests. Schools should show that they are supporting children along the educational pipeline toward college, career, and community readiness. Are our students attending school? Are they graduating? Are they going to college? And how successfully are schools reducing the achievement gap between high-needs and non-high needs students?

The Strive HI Performance System was designed to account for these factors in student success. Initially created in 2013 by a U.S. Department of Education waiver from certain aspects of the former No Child Left Behind Act, Strive HI has been refocused by the goals and priorities of the 2017-2020 Department of Education and Board of Education Strategic Plan, the governing document for the public education system.

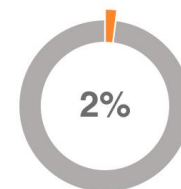
Learn more at  
<http://bit.ly/StriveHISystem>

## About Our School

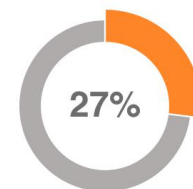
Principal | Jill LaBoy  
Grades | 7-8  
808-263-1500  
[www.kis.k12.hi.us](http://www.kis.k12.hi.us)

# 776

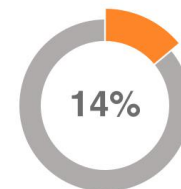
students enrolled



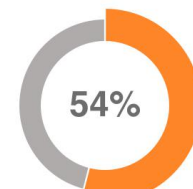
of students are  
English language  
learners



of students are  
eligible for Free or  
Reduced Lunch



of students  
receive Special  
Education services



of students  
receiving Special  
Education services  
are in general  
education classes  
most of the day



# Kailua Intermediate

145 South Kainalu Drive | Oahu | Kailua-Kalaheo Complex Area

**THE STRIVE HI SCHOOL PERFORMANCE REPORT** is an annual snapshot of a school's performance on key indicators of student success. This report shows schools' progress on the Department and Board of Education's Strategic Plan and federally-required indicators under the Every Student Succeeds Act. These results help inform action for teachers, principals, community members, and other stakeholders.

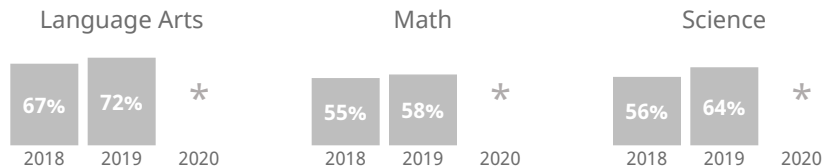
**\* IMPORTANT:** Due to COVID-19, Hawaii public schools were waived from statewide testing by the U.S. Department of Education. As a result, a number of test-derived results are not available for 2020. Therefore (1) school proficiency rates along with complex area and state proficiency averages, (2) achievement gaps, (3) academic growth, and (4) third and eighth grade literacy are not reported.

**\*\*** 2020 chronic absenteeism is based on absences only through the end of the third quarter (3/13/20). As such, the rate is not directly comparable with 2019 or 2018 which was based on absences through May 1 of each school year.




## How are students performing in each subject?

Measures the percent of students meeting the standard/who are proficient on state assessments.



## How are students performing compared to others?

Compares the percent of students meeting the standard/who are proficient on state assessments.



## How are student subgroups performing?

High Needs: English learners, economically disadvantaged, and students receiving Special Education services. Non-High Needs: All other students.



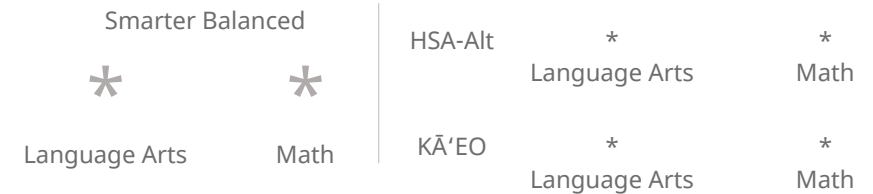
14%

of students learning English are on-track to English language proficiency



## How are students' academic progress measured?

The Smarter Balanced test shows the relative progress of the average student on state assessments using a Median Growth Percentile (MGP). HSA-Alt & KĀ'EO tests show the percent of students making academic growth each year.

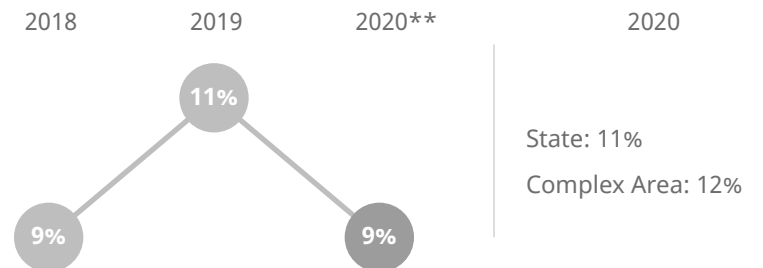


## How many 8th graders read on grade level?

\* of 8th graders read near, at, or above grade level



## How many students missed 15 or more days of school this year?



## How do students feel about their school?

Measures percent of students reporting positive school climate as measured by the Panorama Student Survey.



How do you measure how well a school is doing? In our estimation, it's more than scores on high-stakes tests. Schools should show that they are supporting children along the educational pipeline toward college, career, and community readiness. Are our students attending school? Are they graduating? Are they going to college? And how successfully are schools reducing the achievement gap between high-needs and non-high needs students?

The Strive HI Performance System was designed to account for these factors in student success. Initially created in 2013 by a U.S. Department of Education waiver from certain aspects of the former No Child Left Behind Act, Strive HI has been refocused by the goals and priorities of the 2017-2020 Department of Education and Board of Education Strategic Plan, the governing document for the public education system.

Learn more at  
<http://bit.ly/StriveHISystem>

# Kailua Intermediate

145 South Kainalu Drive | Oahu | Kailua-Kalaheo Complex Area

## Our Story

At Kailua Intermediate we recognize that adolescence is a remarkable stage of life. Aligning with Association for Middle Level Education standards, our faculty embraces the unique characteristics of this age group and promotes organizational structures that support meaningful relationships and learning. We offer relevant, challenging, and exploratory programs to the approximately 740 seventh and eighth graders we serve. Our school environment is safe, nurturing, disciplined, and exploratory enabling students to build on their strengths and interests.

We like to say that we are unapologetic about our mission to prepare every student for a four-year college education and success in a global society. Students are able to learn from the most experienced and talented teachers in our state. These amazing educators are supported by an equally talented cast of staff members and we all work together to create a positive and vibrant learning environment.

We are committed to partnering with parents and our school community to help each child succeed. We have a strong Parent Teacher Student Association and supportive Parent Community Networking Coordinator. We encourage active family involvement and there are many points of access, from one-time service days to regular contributions of time, talent and resources.

## About Our School

Principal | Jill LaBoy

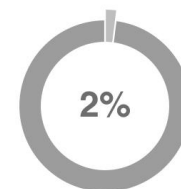
Grades | 7-8

808-263-1500

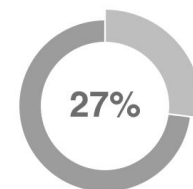
[www.kis.k12.hi.us](http://www.kis.k12.hi.us)

# 776

students enrolled



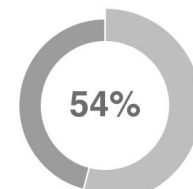
of students are  
English language  
learners



of students are  
eligible for Free or  
Reduced Lunch



of students  
receive Special  
Education services



of students  
receiving Special  
Education services  
are in general  
education classes  
most of the day