



Kalākaua Middle

821 Kalihi Street | Oahu | Farrington-Kaiser-Kalani Complex Area

THE STRIVE HI SCHOOL PERFORMANCE REPORT is an annual snapshot of a school's performance on key indicators of student success. This report shows schools' progress on the Department and Board of Education's Strategic Plan and federally-required indicators under the Every Student Succeeds Act. These results help inform action for teachers, principals, community members, and other stakeholders.

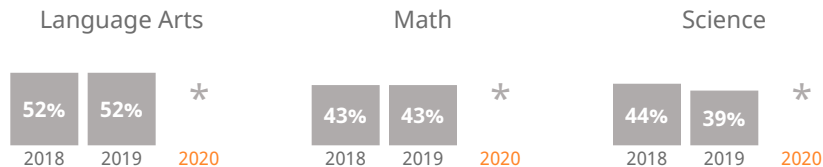
*** IMPORTANT:** Due to COVID-19, Hawaii public schools were waived from statewide testing by the U.S. Department of Education. As a result, a number of test-derived results are not available for 2020. Therefore (1) school proficiency rates along with complex area and state proficiency averages, (2) achievement gaps, (3) academic growth, and (4) third and eighth grade literacy are not reported.

****** 2020 chronic absenteeism is based on absences only through the end of the third quarter (3/13/20). As such, the rate is not directly comparable with 2019 or 2018 which was based on absences through May 1 of each school year.




How are students performing in each subject?

Measures the percent of students meeting the standard/who are proficient on state assessments.



How are students performing compared to others?

Compares the percent of students meeting the standard/who are proficient on state assessments.



How are student subgroups performing?

High Needs: English learners, economically disadvantaged, and students receiving Special Education services. Non-High Needs: All other students.

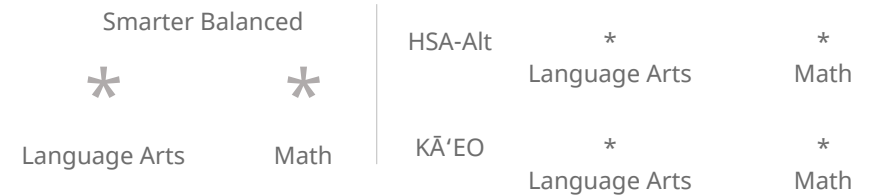


13%
of students learning English are **on-track** to English language proficiency



How are students' academic progress measured?

The Smarter Balanced test shows the relative progress of the average student on state assessments using a Median Growth Percentile (MGP). HSA-Alt & KĀ'EO tests show the percent of students making academic growth each year.

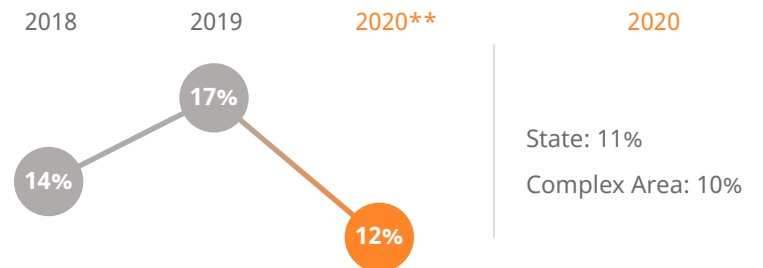


How many 8th graders read on grade level?

* of 8th graders read **near, at, or above** grade level

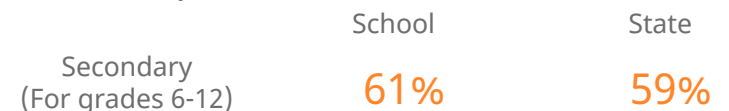


How many students missed 15 or more days of school this year?



How do students feel about their school?

Measures percent of students reporting positive school climate as measured by the Panorama Student Survey.



How do you measure how well a school is doing? In our estimation, it's more than scores on high-stakes tests. Schools should show that they are supporting children along the educational pipeline toward college, career, and community readiness. Are our students attending school? Are they graduating? Are they going to college? And how successfully are schools reducing the achievement gap between high-needs and non-high needs students?

The Strive HI Performance System was designed to account for these factors in student success. Initially created in 2013 by a U.S. Department of Education waiver from certain aspects of the former No Child Left Behind Act, Strive HI has been refocused by the goals and priorities of the 2017-2020 Department of Education and Board of Education Strategic Plan, the governing document for the public education system.

Learn more at
<http://bit.ly/StriveHISystem>

Kalākaua Middle

821 Kalihi Street | Oahu | Farrington-Kaiser-Kalani Complex Area

Our Story

At Kalakaua Middle School our passion is student learning. It is our mission to empower students to be college and career ready through rigorous instruction and positive relationships. Our belief is that all students will know how to solve problems, make good choices, and Show Respect (KMS3). We strive for success through our vision: "Commit to Achieve".

We are a certified AVID, Advancement Via Individual Determination, school using strategies dedicated to closing the achievement gap by preparing all students for college and careers. The campus offers specialized programs for all struggling learners including students with limited English skills and special education needs.

Kalakaua Middle School provides a variety of courses for our high achieving students including algebra, STEM, and History Day Project Based Learning.

UPLINK funds allow us to offer a variety of after school programs, pledging to develop the whole child as well as extending our hours to keep students safe. Students participate in Math Club, Book Club, Robotics, Dance, Chorus, Basketball, music and tutoring. After School All Stars programs also provide a broad co-curricular and athletic program.

Kalakaua Middle has an active School Community Council.

About Our School

Principal | Lorelei Aiwohi

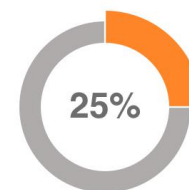
Grades | 6-8

808-832-3130

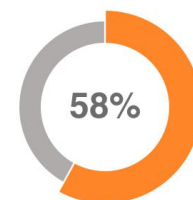
[sites.google.com/k12.hi.us/
kaiulanielementaryschool](https://sites.google.com/k12.hi.us/kaiulanielementaryschool)

1,065

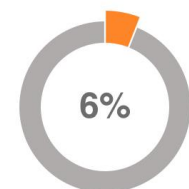
students enrolled



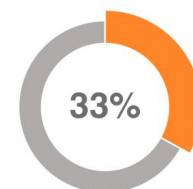
of students are
English language
learners



of students are
eligible for Free or
Reduced Lunch



of students
receive Special
Education services



of students
receiving Special
Education services
are in general
education classes
most of the day



Kalākaua Middle

821 Kalihi Street | Oahu | Farrington-Kaiser-Kalani Complex Area

THE STRIVE HI SCHOOL PERFORMANCE REPORT is an annual snapshot of a school's performance on key indicators of student success. This report shows schools' progress on the Department and Board of Education's Strategic Plan and federally-required indicators under the Every Student Succeeds Act. These results help inform action for teachers, principals, community members, and other stakeholders.

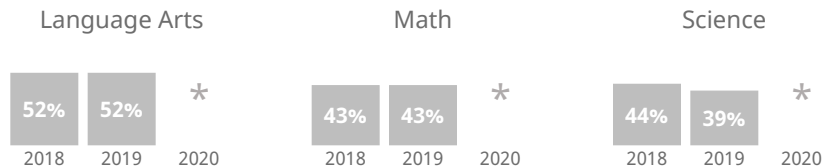
*** IMPORTANT:** Due to COVID-19, Hawaii public schools were waived from statewide testing by the U.S. Department of Education. As a result, a number of test-derived results are not available for 2020. Therefore (1) school proficiency rates along with complex area and state proficiency averages, (2) achievement gaps, (3) academic growth, and (4) third and eighth grade literacy are not reported.

****** 2020 chronic absenteeism is based on absences only through the end of the third quarter (3/13/20). As such, the rate is not directly comparable with 2019 or 2018 which was based on absences through May 1 of each school year.




How are students performing in each subject?

Measures the percent of students meeting the standard/who are proficient on state assessments.



How are students performing compared to others?

Compares the percent of students meeting the standard/who are proficient on state assessments.



How are student subgroups performing?

High Needs: English learners, economically disadvantaged, and students receiving Special Education services. Non-High Needs: All other students.



13%

of students learning English are on-track to English language proficiency



How are students' academic progress measured?

The Smarter Balanced test shows the relative progress of the average student on state assessments using a Median Growth Percentile (MGP). HSA-Alt & KĀ'EO tests show the percent of students making academic growth each year.

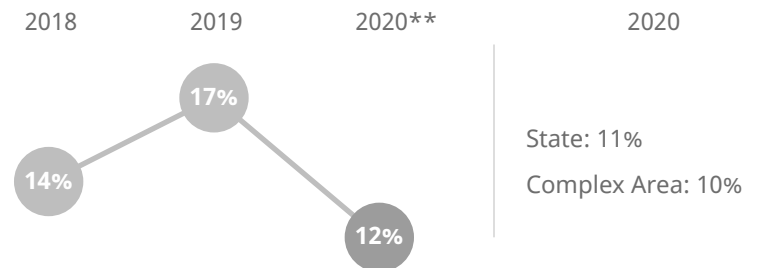


How many 8th graders read on grade level?

* of 8th graders read near, at, or above grade level




How many students missed 15 or more days of school this year?



How do students feel about their school?

Measures percent of students reporting positive school climate as measured by the Panorama Student Survey.



How do you measure how well a school is doing? In our estimation, it's more than scores on high-stakes tests. Schools should show that they are supporting children along the educational pipeline toward college, career, and community readiness. Are our students attending school? Are they graduating? Are they going to college? And how successfully are schools reducing the achievement gap between high-needs and non-high needs students?

The Strive HI Performance System was designed to account for these factors in student success. Initially created in 2013 by a U.S. Department of Education waiver from certain aspects of the former No Child Left Behind Act, Strive HI has been refocused by the goals and priorities of the 2017-2020 Department of Education and Board of Education Strategic Plan, the governing document for the public education system.

Learn more at
<http://bit.ly/StriveHISystem>

Kalākaua Middle

821 Kalihi Street | Oahu | Farrington-Kaiser-Kalani Complex Area

Our Story

At Kalakaua Middle School our passion is student learning. It is our mission to empower students to be college and career ready through rigorous instruction and positive relationships. Our belief is that all students will know how to solve problems, make good choices, and Show Respect (KMS3). We strive for success through our vision: "Commit to Achieve".

We are a certified AVID, Advancement Via Individual Determination, school using strategies dedicated to closing the achievement gap by preparing all students for college and careers. The campus offers specialized programs for all struggling learners including students with limited English skills and special education needs.

Kalakaua Middle School provides a variety of courses for our high achieving students including algebra, STEM, and History Day Project Based Learning.

UPLINK funds allow us to offer a variety of after school programs, pledging to develop the whole child as well as extending our hours to keep students safe. Students participate in Math Club, Book Club, Robotics, Dance, Chorus, Basketball, music and tutoring. After School All Stars programs also provide a broad co-curricular and athletic program.

Kalakaua Middle has an active School Community Council.

About Our School

Principal | Lorelei Aiwohi

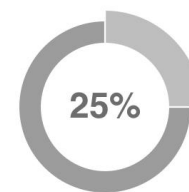
Grades | 6-8

808-832-3130

[sites.google.com/k12.hi.us/
kaiulanielementaryschool](https://sites.google.com/k12.hi.us/kaiulanielementaryschool)

1,065

students enrolled



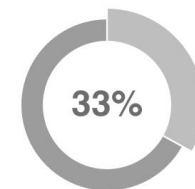
of students are
English language
learners



of students are
eligible for Free or
Reduced Lunch



of students
receive Special
Education services



of students
receiving Special
Education services
are in general
education classes
most of the day