



Ka'umana Elementary

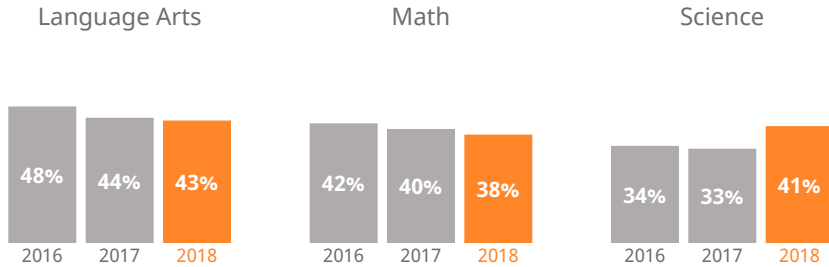
1710 Kaumana Drive, Hilo, Hawaii | Hawaii | Hilo-Waiakea Complex Area

THE STRIVE HI SCHOOL PERFORMANCE REPORT is an annual snapshot of a school's performance on key indicators of student success. This report shows schools' progress on the Department and Board of Education's Strategic Plan and federally-required indicators under the Every Student Succeeds Act. These results help inform action for teachers, principals, community members, and other stakeholders.



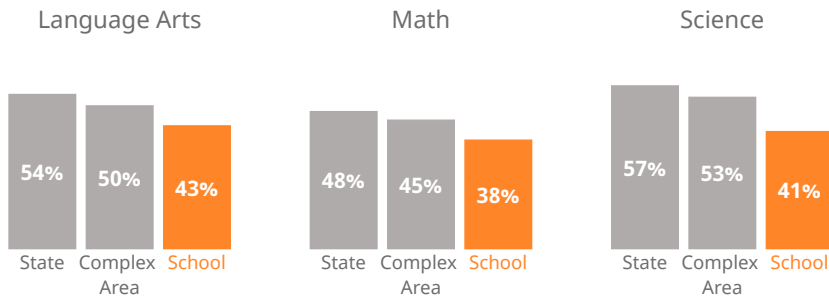
How are students performing in each subject?

Measures the percent of students meeting the standard/who are proficient on state assessments.



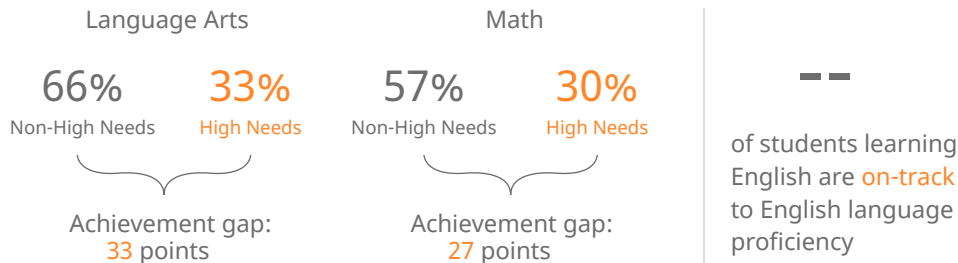
How are students performing compared to others?

Compares the percent of students meeting the standard/who are proficient on state assessments.



How are student subgroups performing?

High Needs: English learners, economically disadvantaged, and students receiving Special Education services. Non-High Needs: All other students.



How are students' academic progress measured?

The Smarter Balanced test shows the relative progress of the average student on state assessments using a Median Growth Percentile (MGP). HSA-Alt & KĀ'EO tests show the percent of students making academic growth each year.

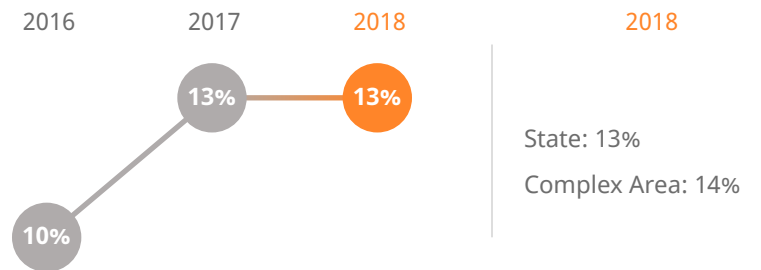


How many 3rd graders read on grade level?

--- of 3rd graders read **near, at, or above** grade level



How many students missed 15 or more days of school this year?



How do students feel about their school?

Measures percent of students reporting positive school climate as measured by the Tripod Student Perception Survey.

74% of students **feel positively** about their school

Ka'umana Elementary

1710 Kaumana Drive, Hilo, Hawaii | Hawaii | Hilo-Waiakea Complex Area

Our Story

Kaumana Elementary uses Evidenced Based and Multi Tier Support Systems practices and interventions to guide students in their math and language arts program.

The school collaborates with numerous community partners to improve student's math, language arts, and whole student health and wellness. It has an active Parent Teacher Student Association that supports the school's efforts to raise student achievement and classroom activities. Kaumana Elementary also enjoys strong support from school staff, parents, school support groups (i.e. School Community Council), community members, complex and state resource personnel who help shape the school's academic and financial plans.

How do you measure how well a school is doing? In our estimation, it's more than scores on high-stakes tests. Schools should show that they are supporting children along the educational pipeline toward college, career, and community readiness. Are our students attending school? Are they graduating? Are they going to college? And how successfully are schools reducing the achievement gap between high-needs and non-high needs students?

The Strive HI Performance System was designed to account for these factors in student success. Initially created in 2013 by a U.S. Department of Education waiver from certain aspects of the former No Child Left Behind Act, Strive HI has been refocused by the goals and priorities of the 2017-2020 Department of Education and Board of Education Strategic Plan, the governing document for the public education system.

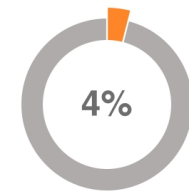
Learn more at <http://bit.ly/StriveHISystem>

About Our School

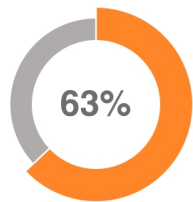
Principal | Ray Mizuba
Grades | K-6
808-974-4190
sites.google.com/a/kaumana.k12.hi.us/kaumanaelementary

279

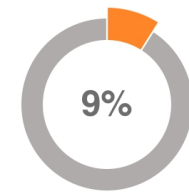
students enrolled



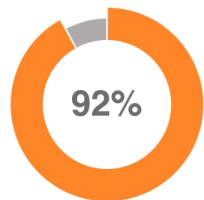
4%
of students are English language learners



63%
of students are eligible for Free or Reduced Lunch



9%
of students receive Special Education services



92%
of students receiving Special Education services are in general education classes most of the day



Ka'umana Elementary

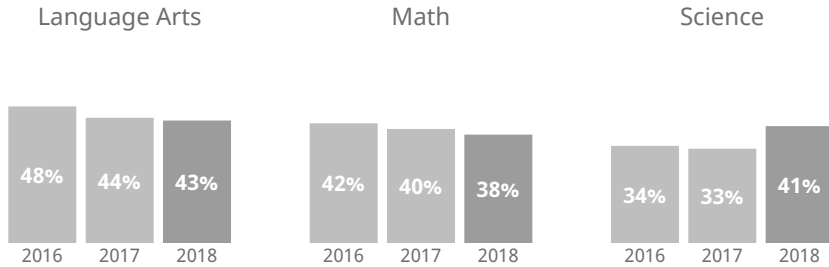
1710 Kaumana Drive, Hilo, Hawaii | Hawaii | Hilo-Waiakea Complex Area

THE STRIVE HI SCHOOL PERFORMANCE REPORT is an annual snapshot of a school's performance on key indicators of student success. This report shows schools' progress on the Department and Board of Education's Strategic Plan and federally-required indicators under the Every Student Succeeds Act. These results help inform action for teachers, principals, community members, and other stakeholders.



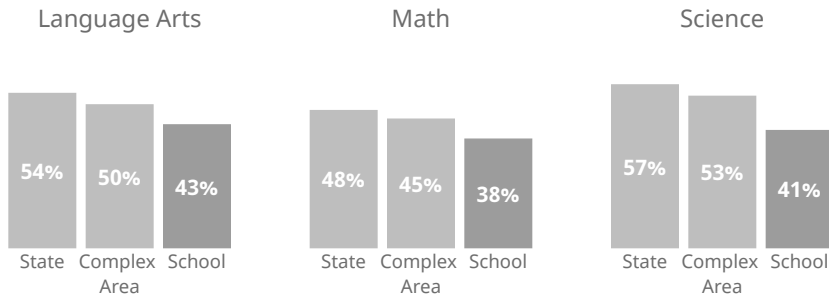
How are students performing in each subject?

Measures the percent of students meeting the standard/who are proficient on state assessments.



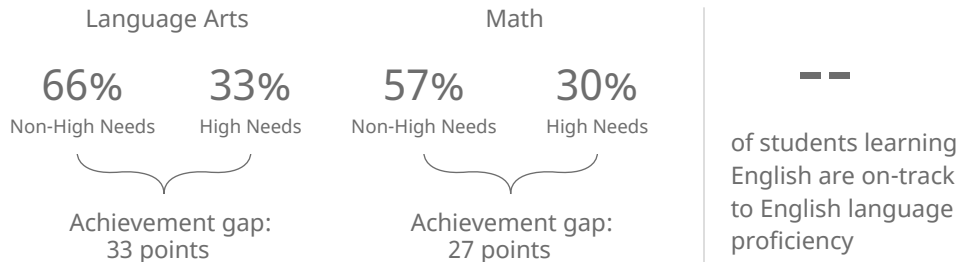
How are students performing compared to others?

Compares the percent of students meeting the standard/who are proficient on state assessments.



How are student subgroups performing?

High Needs: English learners, economically disadvantaged, and students receiving Special Education services. Non-High Needs: All other students.



How are students' academic progress measured?

The Smarter Balanced test shows the relative progress of the average student on state assessments using a Median Growth Percentile (MGP). HSA-Alt & KĀ'EO tests show the percent of students making academic growth each year.

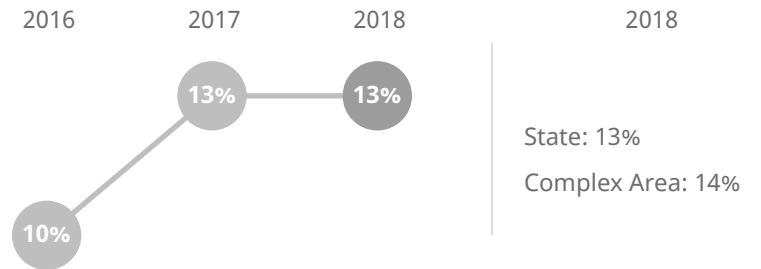


How many 3rd graders read on grade level?

-- of 3rd graders read near, at, or above grade level



How many students missed 15 or more days of school this year?



How do students feel about their school?

Measures percent of students reporting positive school climate as measured by the Tripod Student Perception Survey.

74% of students feel positively about their school

How do you measure how well a school is doing? In our estimation, it's more than scores on high-stakes tests. Schools should show that they are supporting children along the educational pipeline toward college, career, and community readiness. Are our students attending school? Are they graduating? Are they going to college? And how successfully are schools reducing the achievement gap between high-needs and non-high needs students?

The Strive HI Performance System was designed to account for these factors in student success. Initially created in 2013 by a U.S. Department of Education waiver from certain aspects of the former No Child Left Behind Act, Strive HI has been refocused by the goals and priorities of the 2017-2020 Department of Education and Board of Education Strategic Plan, the governing document for the public education system.

Learn more at <http://bit.ly/StriveHISystem>

Ka'umana Elementary

1710 Kaumana Drive, Hilo, Hawaii | Hawaii | Hilo-Waiakea Complex Area

Our Story

Kaumana Elementary uses Evidenced Based and Multi Tier Support Systems practices and interventions to guide students in their math and language arts program.

The school collaborates with numerous community partners to improve student's math, language arts, and whole student health and wellness. It has an active Parent Teacher Student Association that supports the school's efforts to raise student achievement and classroom activities. Kaumana Elementary also enjoys strong support from school staff, parents, school support groups (i.e. School Community Council), community members, complex and state resource personnel who help shape the school's academic and financial plans.

About Our School

Principal | Ray Mizuba

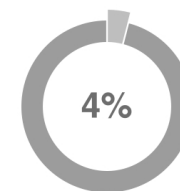
Grades | K-6

808-974-4190

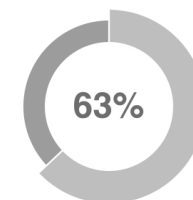
sites.google.com/a/kaumana.k12.hi.us/kaumanaelementary

279

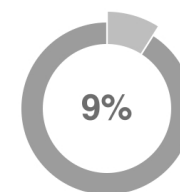
students enrolled



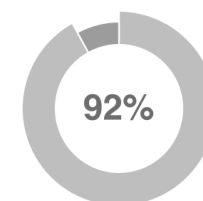
of students are English language learners



of students are eligible for Free or Reduced Lunch



of students receive Special Education services



of students receiving Special Education services are in general education classes most of the day