



Maunaloa Elementary

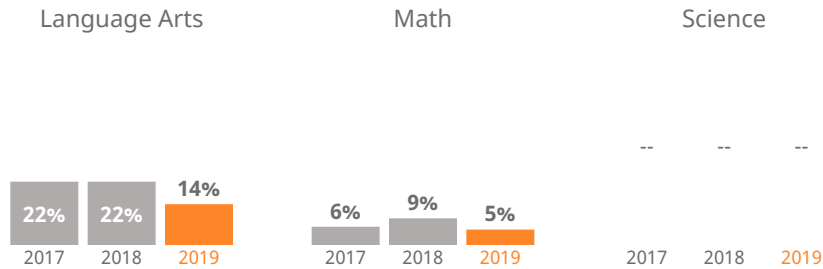
128 Maunaloa Road, Maunaloa, Hawaii | Molokai | Hana-Lahainaluna-Lanai-Molokai Complex Area

THE STRIVE HI SCHOOL PERFORMANCE REPORT is an annual snapshot of a school's performance on key indicators of student success. This report shows schools' progress on the Department and Board of Education's Strategic Plan and federally-required indicators under the Every Student Succeeds Act. These results help inform action for teachers, principals, community members, and other stakeholders.



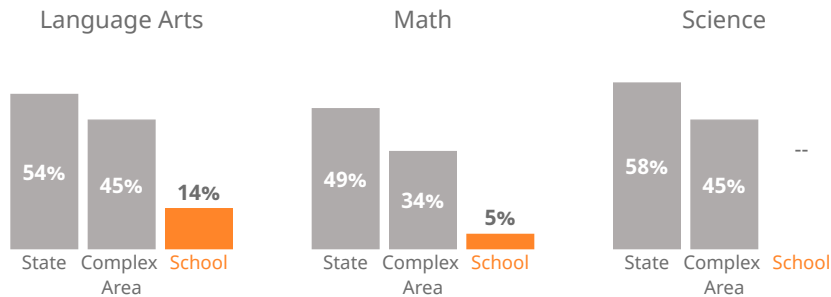
How are students performing in each subject?

Measures the percent of students meeting the standard/who are proficient on state assessments.



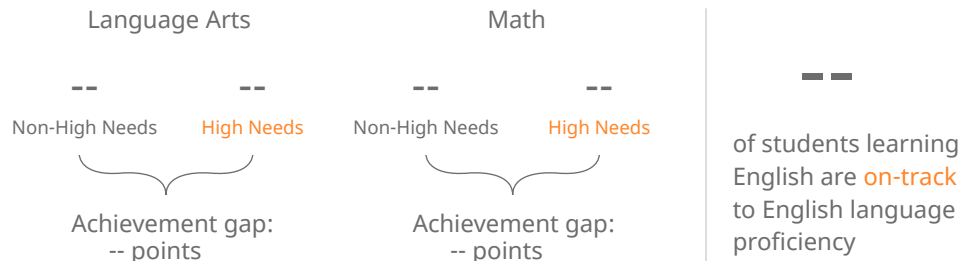
How are students performing compared to others?

Compares the percent of students meeting the standard/who are proficient on state assessments.



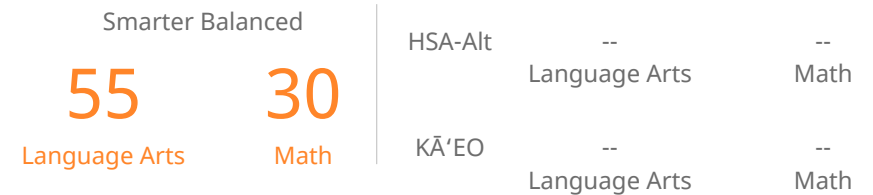
How are student subgroups performing?

High Needs: English learners, economically disadvantaged, and students receiving Special Education services. Non-High Needs: All other students.



How are students' academic progress measured?

The Smarter Balanced test shows the relative progress of the average student on state assessments using a Median Growth Percentile (MGP). HSA-Alt & KĀ'EO tests show the percent of students making academic growth each year.

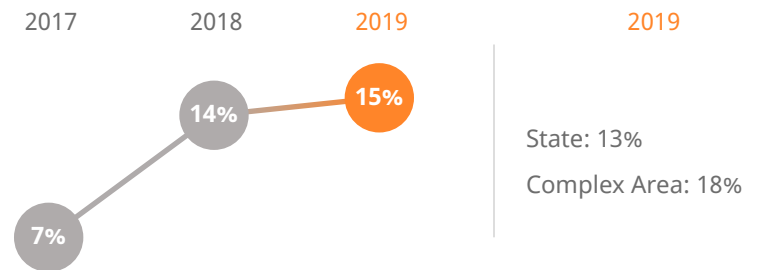


How many 3rd graders read on grade level?

-- of 3rd graders read **near, at, or above** grade level



How many students missed 15 or more days of school this year?



How do students feel about their school?

Measures percent of students reporting positive school climate as measured by the Tripod Student Perception Survey.

-- of students **feel positively** about their school

Maunaloa Elementary

128 Maunaloa Road, Maunaloa, Hawaii | Molokai | Hana-Lahainaluna-Lanai-Molokai Complex Area

Our Story

Maunaloa Elementary is focused on preparing students for college and career success. Its goals include: 1) assure all students graduate college- and career-ready through effective use of standards-based education; 2) ensure and sustain a rich environment and culture for lifelong learners targeted interventions; and 3) continuously improve the effectiveness, efficiency and responsiveness of the educational system.

How do you measure how well a school is doing? In our estimation, it's more than scores on high-stakes tests. Schools should show that they are supporting children along the educational pipeline toward college, career, and community readiness. Are our students attending school? Are they graduating? Are they going to college? And how successfully are schools reducing the achievement gap between high-needs and non-high needs students?

The Strive HI Performance System was designed to account for these factors in student success. Initially created in 2013 by a U.S. Department of Education waiver from certain aspects of the former No Child Left Behind Act, Strive HI has been refocused by the goals and priorities of the 2017-2020 Department of Education and Board of Education Strategic Plan, the governing document for the public education system.

Learn more at
<http://bit.ly/StriveHISystem>

About Our School

Principal | Joe Yamamoto

Grades | K-6

808-552-2000

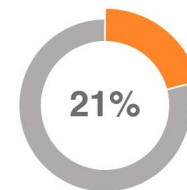
maunaloaschool.weebly.com

38

students enrolled

of students are
English language
learners

of students are
eligible for Free or
Reduced Lunch



of students
receive Special
Education services

of students
receiving Special
Education services
are in general
education classes
most of the day



Maunaloa Elementary

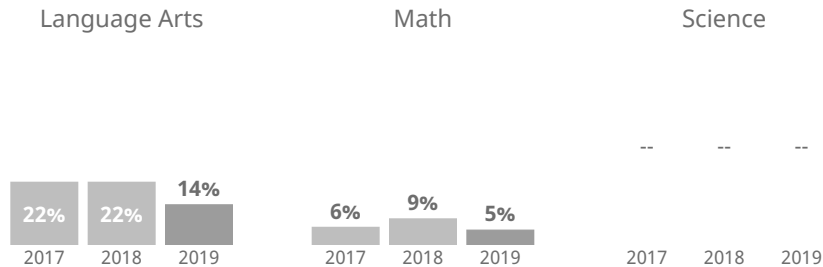
128 Maunaloa Road, Maunaloa, Hawaii | Molokai | Hana-Lahainaluna-Lanai-Molokai Complex Area

THE STRIVE HI SCHOOL PERFORMANCE REPORT is an annual snapshot of a school's performance on key indicators of student success. This report shows schools' progress on the Department and Board of Education's Strategic Plan and federally-required indicators under the Every Student Succeeds Act. These results help inform action for teachers, principals, community members, and other stakeholders.



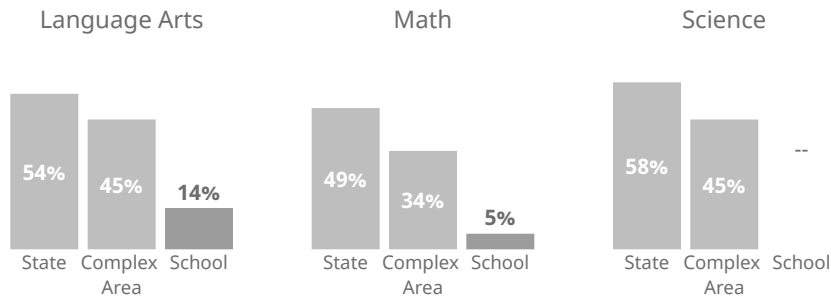
How are students performing in each subject?

Measures the percent of students meeting the standard/who are proficient on state assessments.



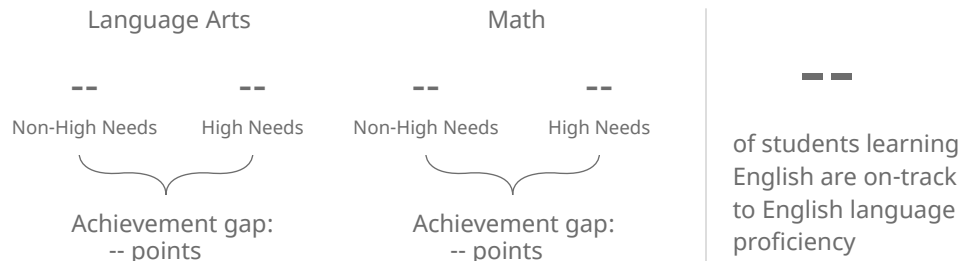
How are students performing compared to others?

Compares the percent of students meeting the standard/who are proficient on state assessments.



How are student subgroups performing?

High Needs: English learners, economically disadvantaged, and students receiving Special Education services. Non-High Needs: All other students.



How are students' academic progress measured?

The Smarter Balanced test shows the relative progress of the average student on state assessments using a Median Growth Percentile (MGP). HSA-Alt & KĀ'EO tests show the percent of students making academic growth each year.

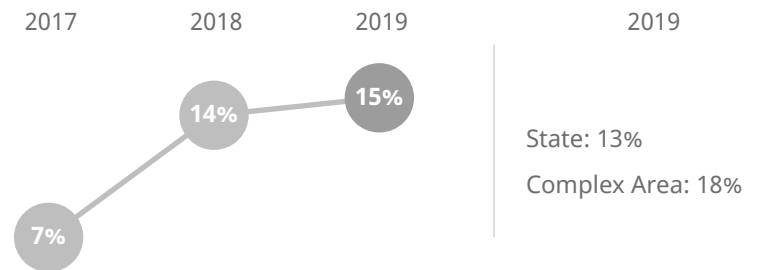


How many 3rd graders read on grade level?

-- of 3rd graders read near, at, or above grade level



How many students missed 15 or more days of school this year?



How do students feel about their school?

Measures percent of students reporting positive school climate as measured by the Tripod Student Perception Survey.

-- of students feel positively about their school

Maunaloa Elementary

128 Maunaloa Road, Maunaloa, Hawaii | Molokai | Hana-Lahainaluna-Lanai-Molokai Complex Area

Our Story

Maunaloa Elementary is focused on preparing students for college and career success. Its goals include: 1) assure all students graduate college- and career-ready through effective use of standards-based education; 2) ensure and sustain a rich environment and culture for lifelong learners targeted interventions; and 3) continuously improve the effectiveness, efficiency and responsiveness of the educational system.

How do you measure how well a school is doing? In our estimation, it's more than scores on high-stakes tests. Schools should show that they are supporting children along the educational pipeline toward college, career, and community readiness. Are our students attending school? Are they graduating? Are they going to college? And how successfully are schools reducing the achievement gap between high-needs and non-high needs students?

The Strive HI Performance System was designed to account for these factors in student success. Initially created in 2013 by a U.S. Department of Education waiver from certain aspects of the former No Child Left Behind Act, Strive HI has been refocused by the goals and priorities of the 2017-2020 Department of Education and Board of Education Strategic Plan, the governing document for the public education system.

Learn more at
<http://bit.ly/StriveHISystem>

About Our School

Principal | Joe Yamamoto

Grades | K-6

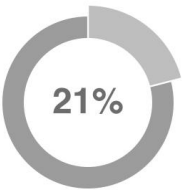
808-552-2000

maunaloaschool.weebly.com

38

students enrolled

of students are
English language
learners



of students
receive Special
Education services

of students are
eligible for Free or
Reduced Lunch

of students
receiving Special
Education services
are in general
education classes
most of the day