



# Maunawili Elementary

1465 Ulupii Street | Oahu | Kailua-Kalaheo Complex Area

**THE STRIVE HI SCHOOL PERFORMANCE REPORT** is an annual snapshot of a school's performance on key indicators of student success. This report shows schools' progress on the Department and Board of Education's Strategic Plan and federally-required indicators under the Every Student Succeeds Act. These results help inform action for teachers, principals, community members, and other stakeholders.

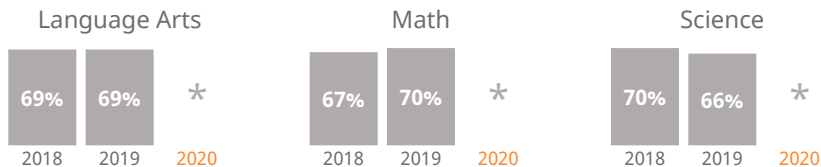
**\* IMPORTANT:** Due to COVID-19, Hawaii public schools were waived from statewide testing by the U.S. Department of Education. As a result, a number of test-derived results are not available for 2020. Therefore (1) school proficiency rates along with complex area and state proficiency averages, (2) achievement gaps, (3) academic growth, and (4) third and eighth grade literacy are not reported.

**\*\* 2020 chronic absenteeism** is based on absences only through the end of the third quarter (3/13/20). As such, the rate is not directly comparable with 2019 or 2018 which was based on absences through May 1 of each school year.




## How are students performing in each subject?

Measures the percent of students meeting the standard/who are proficient on state assessments.



## How are students performing compared to others?

Compares the percent of students meeting the standard/who are proficient on state assessments.



## How are student subgroups performing?

High Needs: English learners, economically disadvantaged, and students receiving Special Education services. Non-High Needs: All other students.



of students learning English are **on-track** to English language proficiency



## How are students' academic progress measured?

The Smarter Balanced test shows the relative progress of the average student on state assessments using a Median Growth Percentile (MGP). HSA-Alt & KĀ'EO tests show the percent of students making academic growth each year.

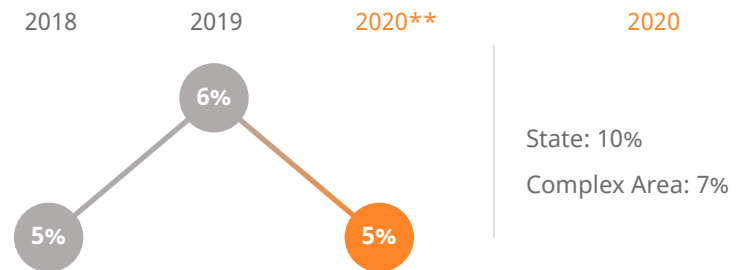


## How many 3rd graders read on grade level?

\* of 3rd graders read **near, at, or above** grade level

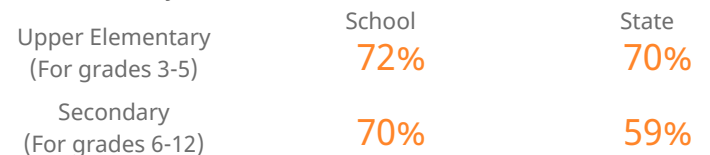


## How many students missed 15 or more days of school this year?



## How do students feel about their school?

Measures percent of students reporting positive school climate as measured by the Panorama Student Survey.



How do you measure how well a school is doing? In our estimation, it's more than scores on high-stakes tests. Schools should show that they are supporting children along the educational pipeline toward college, career, and community readiness. Are our students attending school? Are they graduating? Are they going to college? And how successfully are schools reducing the achievement gap between high-needs and non-high needs students?

The Strive HI Performance System was designed to account for these factors in student success. Initially created in 2013 by a U.S. Department of Education waiver from certain aspects of the former No Child Left Behind Act, Strive HI has been refocused by the goals and priorities of the 2017-2020 Department of Education and Board of Education Strategic Plan, the governing document for the public education system.

Learn more at  
<http://bit.ly/StriveHISystem>

# Maunawili Elementary

1465 Ulupii Street | Oahu | Kailua-Kalaheo Complex Area

## Our Story

Maunawili Elementary is a Professional Learning Community (PLC) committed to providing a caring learning environment that engages our students in rigorous and relevant teaching and learning. We are grounded in our Core Beliefs which are 1) Each student is unique; 2) Everyone shares the responsibility for student success; 3) Learning is a dynamic process; and 4) Academic rigor fosters growth. Our focus is on the development of the Whole Child and we strive to meet the academic, behavioral, and social/emotional needs of each student through a Multi-Tiered System of Supports (MTSS) which includes standards-based instruction, Response to Intervention (RTI), and Positive Behavioral Interventions and Supports (PBIS).

Our students are active in various Service Learning Groups and events such as Curriculum Fair, Spring Festival, Wellness Day, Technology and family activity nights highlight how student voice is integrated into the curriculum and instruction. We work collaboratively with our School Community Council to develop and monitor our Academic and Financial Plan. Our PTO (MES Ohana) partners with the school to provide school/community events such as Trunk or Treat, movie nights, and Glow Jam, which have been instrumental in building our family involvement and engagement.

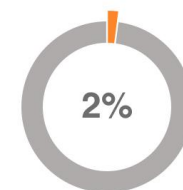
At Maunawili Elementary, we care deeply about our students and believe in continuous school improvement and reflective practices to meet the needs of our students. We empower students by honoring diversity, cultivating creativity, and establishing high expectations so that students leave Maunawili as inclusive, innovative, and inspired individuals.

## About Our School

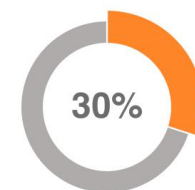
Principal | Nathan Maeda  
Grades | K-6  
808-266-7822  
[www.maunawili.k12.hi.us](http://www.maunawili.k12.hi.us)

# 355

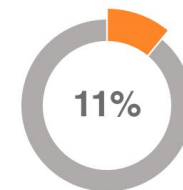
students enrolled



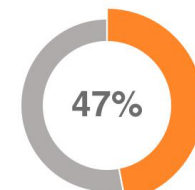
of students are  
English language  
learners



of students are  
eligible for Free or  
Reduced Lunch



of students  
receive Special  
Education services



of students  
receiving Special  
Education services  
are in general  
education classes  
most of the day



# Maunawili Elementary

1465 Ulupii Street | Oahu | Kailua-Kalaheo Complex Area

**THE STRIVE HI SCHOOL PERFORMANCE REPORT** is an annual snapshot of a school's performance on key indicators of student success. This report shows schools' progress on the Department and Board of Education's Strategic Plan and federally-required indicators under the Every Student Succeeds Act. These results help inform action for teachers, principals, community members, and other stakeholders.

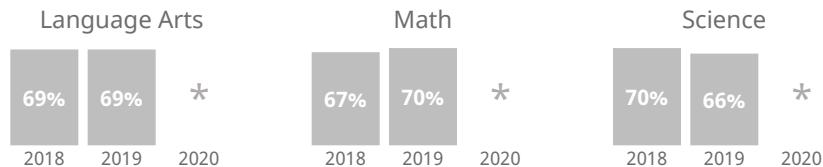
**\* IMPORTANT:** Due to COVID-19, Hawaii public schools were waived from statewide testing by the U.S. Department of Education. As a result, a number of test-derived results are not available for 2020. Therefore (1) school proficiency rates along with complex area and state proficiency averages, (2) achievement gaps, (3) academic growth, and (4) third and eighth grade literacy are not reported.

**\*\*** 2020 chronic absenteeism is based on absences only through the end of the third quarter (3/13/20). As such, the rate is not directly comparable with 2019 or 2018 which was based on absences through May 1 of each school year.




## How are students performing in each subject?

Measures the percent of students meeting the standard/who are proficient on state assessments.



## How are students performing compared to others?

Compares the percent of students meeting the standard/who are proficient on state assessments.



## How are student subgroups performing?

High Needs: English learners, economically disadvantaged, and students receiving Special Education services. Non-High Needs: All other students.

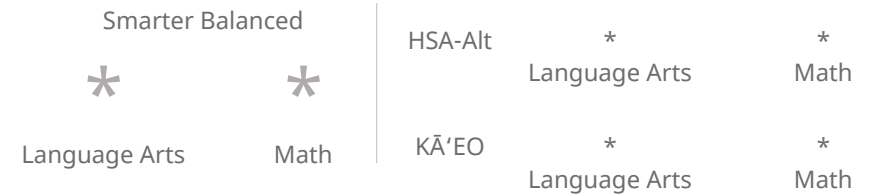


of students learning English are on-track to English language proficiency



## How are students' academic progress measured?

The Smarter Balanced test shows the relative progress of the average student on state assessments using a Median Growth Percentile (MGP). HSA-Alt & KĀ'EO tests show the percent of students making academic growth each year.




## How many 3rd graders read on grade level?

\* of 3rd graders read near, at, or above grade level

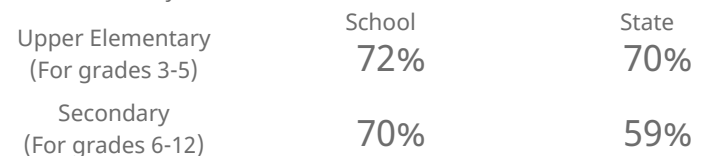


## How many students missed 15 or more days of school this year?



## How do students feel about their school?

Measures percent of students reporting positive school climate as measured by the Panorama Student Survey.



How do you measure how well a school is doing? In our estimation, it's more than scores on high-stakes tests. Schools should show that they are supporting children along the educational pipeline toward college, career, and community readiness. Are our students attending school? Are they graduating? Are they going to college? And how successfully are schools reducing the achievement gap between high-needs and non-high needs students?

The Strive HI Performance System was designed to account for these factors in student success. Initially created in 2013 by a U.S. Department of Education waiver from certain aspects of the former No Child Left Behind Act, Strive HI has been refocused by the goals and priorities of the 2017-2020 Department of Education and Board of Education Strategic Plan, the governing document for the public education system.

Learn more at  
<http://bit.ly/StriveHISystem>

# Maunawili Elementary

1465 Ulupii Street | Oahu | Kailua-Kalaheo Complex Area

## Our Story

Maunawili Elementary is a Professional Learning Community (PLC) committed to providing a caring learning environment that engages our students in rigorous and relevant teaching and learning. We are grounded in our Core Beliefs which are 1) Each student is unique; 2) Everyone shares the responsibility for student success; 3) Learning is a dynamic process; and 4) Academic rigor fosters growth. Our focus is on the development of the Whole Child and we strive to meet the academic, behavioral, and social/emotional needs of each student through a Multi-Tiered System of Supports (MTSS) which includes standards-based instruction, Response to Intervention (RTI), and Positive Behavioral Interventions and Supports (PBIS).

Our students are active in various Service Learning Groups and events such as Curriculum Fair, Spring Festival, Wellness Day, Technology and family activity nights highlight how student voice is integrated into the curriculum and instruction. We work collaboratively with our School Community Council to develop and monitor our Academic and Financial Plan. Our PTO (MES Ohana) partners with the school to provide school/community events such as Trunk or Treat, movie nights, and Glow Jam, which have been instrumental in building our family involvement and engagement.

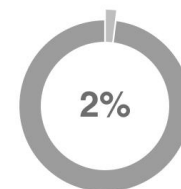
At Maunawili Elementary, we care deeply about our students and believe in continuous school improvement and reflective practices to meet the needs of our students. We empower students by honoring diversity, cultivating creativity, and establishing high expectations so that students leave Maunawili as inclusive, innovative, and inspired individuals.

## About Our School

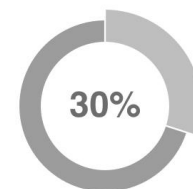
Principal | Nathan Maeda  
Grades | K-6  
808-266-7822  
[www.maunawili.k12.hi.us](http://www.maunawili.k12.hi.us)

# 355

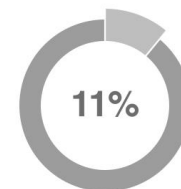
students enrolled



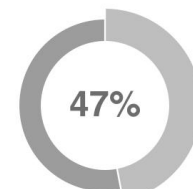
of students are  
English language  
learners



of students are  
eligible for Free or  
Reduced Lunch



of students  
receive Special  
Education services



of students  
receiving Special  
Education services  
are in general  
education classes  
most of the day