



Nānākuli High & Intermediate

89-980 Nanakuli Avenue | Oahu | Nanakuli-Waianae Complex Area

THE STRIVE HI SCHOOL PERFORMANCE REPORT is an annual snapshot of a school's performance on key indicators of student success. This report shows schools' progress on the Department and Board of Education's Strategic Plan and federally-required indicators under the Every Student Succeeds Act. These results help inform action for teachers, principals, community members, and other stakeholders.

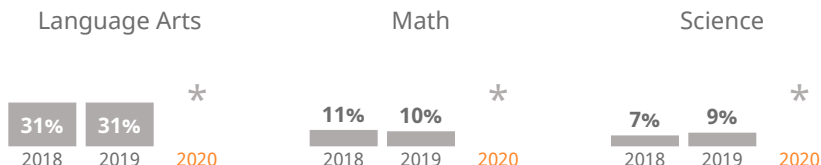
*** IMPORTANT:** Due to COVID-19, Hawaii public schools were waived from statewide testing by the U.S. Department of Education. As a result, a number of test-derived results are not available for 2020. Therefore (1) school proficiency rates along with complex area and state proficiency averages, (2) achievement gaps, (3) academic growth, and (4) third and eighth grade literacy are not reported.

****** 2020 chronic absenteeism is based on absences only through the end of the third quarter (3/13/20). As such, the rate is not directly comparable with 2019 or 2018 which was based on absences through May 1 of each school year.




How are students performing in each subject?

Measures the percent of students meeting the standard/who are proficient on state assessments.



How are students performing compared to others?

Compares the percent of students meeting the standard/who are proficient on state assessments.



How are student subgroups performing?

High Needs: English learners, economically disadvantaged, and students receiving Special Education services. Non-High Needs: All other students.




17%
of students learning English are **on-track** to English language proficiency



How are students' academic progress measured?

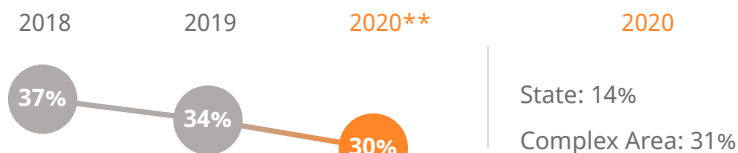
The Smarter Balanced test shows the relative progress of the average student on state assessments using a Median Growth Percentile (MGP). HSA-Alt & KĀ'EO tests show the percent of students making academic growth each year.



How many students are prepared for transition?



How many students missed 15 or more days of school this year?



How do students feel about their school?

Measures percent of students reporting positive school climate as measured by the Panorama Student Survey.



Nānākuli High & Intermediate

89-980 Nanakuli Avenue | Oahu | Nanakuli-Waianae Complex Area

Our Story

Nanakuli High and Intermediate focuses on fostering positive and caring relationships, providing a stimulating curriculum and making learning relevant for all students.

The school seeks to prepare students for college and careers through an exciting and enriching learning environment grounded on project-based learning. Students have access to a variety of programs, including the Performing Arts Learning Center an innovative afterschool program for students grades 4-12 that promotes academics, college and confidence via the arts; Robotics; Health Occupations and Professions Exploration program; JROTC; and Career and Technology Education program, such as Food Service, Agriculture, Building and Construction, and Electronics.

The school has also implemented the Advancement Via Individual Determination program, which promotes a college culture. The school also focuses on building relationships through Multi-Tiered Systems of Support strategies. The school is an ASCA RAMP certified school to further strengthen relationships and support for students.

Finally, Hawaiian cultural concepts are integrated in classes and through programs such as place based programs like the 'Aali'i Academy and Summer Field School.

How do you measure how well a school is doing? In our estimation, it's more than scores on high-stakes tests. Schools should show that they are supporting children along the educational pipeline toward college, career, and community readiness. Are our students attending school? Are they graduating? Are they going to college? And how successfully are schools reducing the achievement gap between high-needs and non-high needs students?

The Strive HI Performance System was designed to account for these factors in student success. Initially created in 2013 by a U.S. Department of Education waiver from certain aspects of the former No Child Left Behind Act, Strive HI has been refocused by the goals and priorities of the 2017-2020 Department of Education and Board of Education Strategic Plan, the governing document for the public education system.

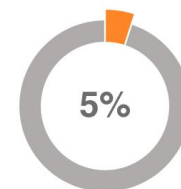
Learn more at
<http://bit.ly/StriveHISystem>

About Our School

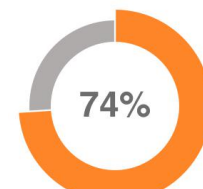
Principal | Darin Pilioloha
Grades | 7-12
808-305-7600
nhis.nwcomplex.org

1,043

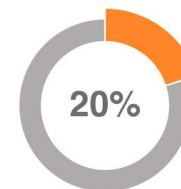
students enrolled



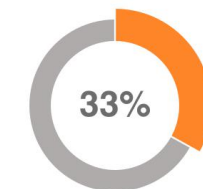
of students are
English language
learners



of students are
eligible for Free or
Reduced Lunch



of students
receive Special
Education services



of students
receiving Special
Education services
are in general
education classes
most of the day



Nānākuli High & Intermediate

89-980 Nanakuli Avenue | Oahu | Nanakuli-Waianae Complex Area

THE STRIVE HI SCHOOL PERFORMANCE REPORT is an annual snapshot of a school's performance on key indicators of student success. This report shows schools' progress on the Department and Board of Education's Strategic Plan and federally-required indicators under the Every Student Succeeds Act. These results help inform action for teachers, principals, community members, and other stakeholders.

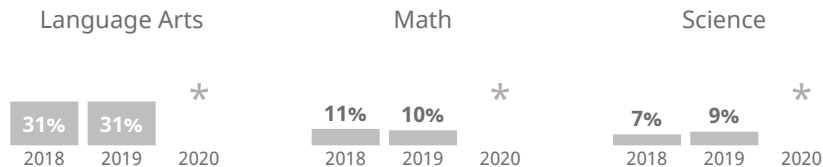
*** IMPORTANT:** Due to COVID-19, Hawaii public schools were waived from statewide testing by the U.S. Department of Education. As a result, a number of test-derived results are not available for 2020. Therefore (1) school proficiency rates along with complex area and state proficiency averages, (2) achievement gaps, (3) academic growth, and (4) third and eighth grade literacy are not reported.

****** 2020 chronic absenteeism is based on absences only through the end of the third quarter (3/13/20). As such, the rate is not directly comparable with 2019 or 2018 which was based on absences through May 1 of each school year.




How are students performing in each subject?

Measures the percent of students meeting the standard/who are proficient on state assessments.



How are students performing compared to others?

Compares the percent of students meeting the standard/who are proficient on state assessments.



How are student subgroups performing?

High Needs: English learners, economically disadvantaged, and students receiving Special Education services. Non-High Needs: All other students.



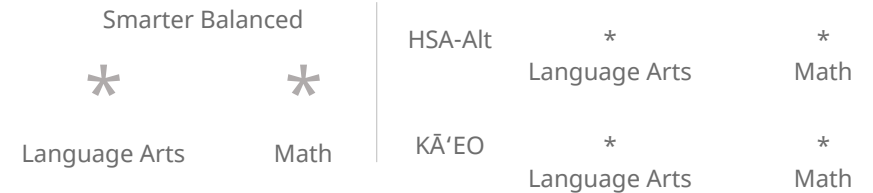
17%

of students learning English are on-track to English language proficiency

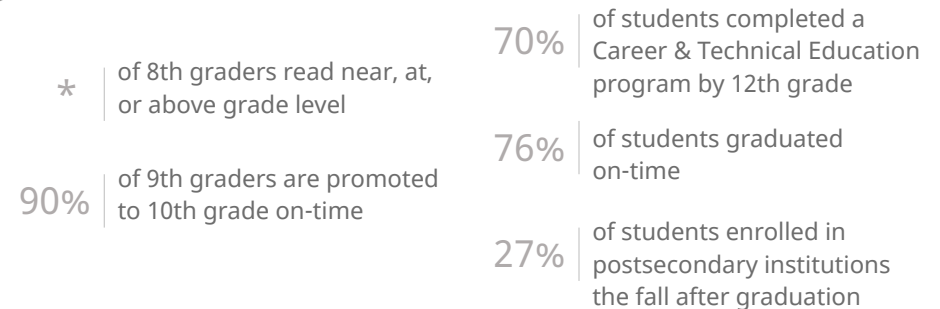


How are students' academic progress measured?

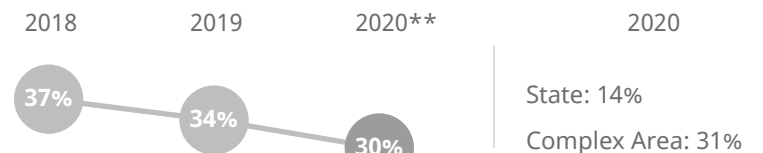
The Smarter Balanced test shows the relative progress of the average student on state assessments using a Median Growth Percentile (MGP). HSA-Alt & KĀ'EO tests show the percent of students making academic growth each year.



How many students are prepared for transition?

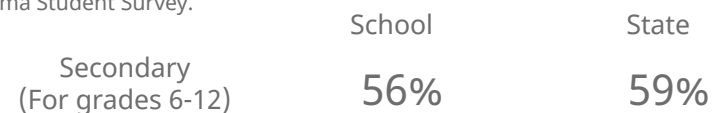


How many students missed 15 or more days of school this year?



How do students feel about their school?

Measures percent of students reporting positive school climate as measured by the Panorama Student Survey.



How do you measure how well a school is doing? In our estimation, it's more than scores on high-stakes tests. Schools should show that they are supporting children along the educational pipeline toward college, career, and community readiness. Are our students attending school? Are they graduating? Are they going to college? And how successfully are schools reducing the achievement gap between high-needs and non-high needs students?

The Strive HI Performance System was designed to account for these factors in student success. Initially created in 2013 by a U.S. Department of Education waiver from certain aspects of the former No Child Left Behind Act, Strive HI has been refocused by the goals and priorities of the 2017-2020 Department of Education and Board of Education Strategic Plan, the governing document for the public education system.

Learn more at
<http://bit.ly/StriveHISystem>

Nānākuli High & Intermediate

89-980 Nanakuli Avenue | Oahu | Nanakuli-Waianae Complex Area

Our Story

Nanakuli High and Intermediate focuses on fostering positive and caring relationships, providing a stimulating curriculum and making learning relevant for all students.

The school seeks to prepare students for college and careers through an exciting and enriching learning environment grounded on project-based learning. Students have access to a variety of programs, including the Performing Arts Learning Center an innovative afterschool program for students grades 4-12 that promotes academics, college and confidence via the arts; Robotics; Health Occupations and Professions Exploration program; JROTC; and Career and Technology Education program, such as Food Service, Agriculture, Building and Construction, and Electronics.

The school has also implemented the Advancement Via Individual Determination program, which promotes a college culture. The school also focuses on building relationships through Multi-Tiered Systems of Support strategies. The school is an ASCA RAMP certified school to further strengthen relationships and support for students.

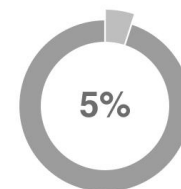
Finally, Hawaiian cultural concepts are integrated in classes and through programs such as place based programs like the 'Aali'i Academy and Summer Field School.

About Our School

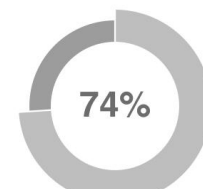
Principal | Darin Pilioloha
Grades | 7-12
808-305-7600
nhis.nwcomplex.org

1,043

students enrolled



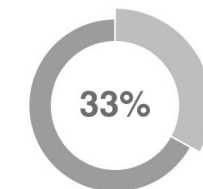
of students are
English language
learners



of students are
eligible for Free or
Reduced Lunch



of students
receive Special
Education services



of students
receiving Special
Education services
are in general
education classes
most of the day