



Salt Lake Elementary

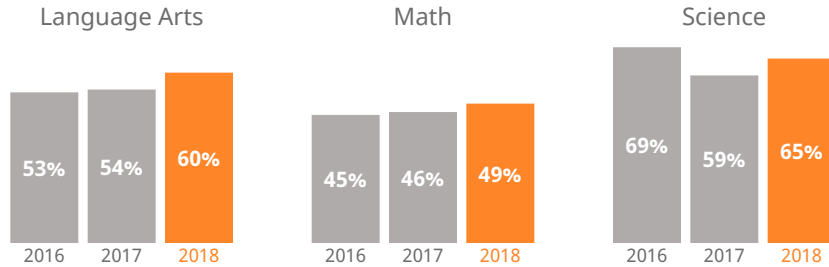
1131 Ala Liliko'i Street, Honolulu, Hawaii | Oahu | Aiea-Moanalua-Radford Complex Area

THE STRIVE HI SCHOOL PERFORMANCE REPORT is an annual snapshot of a school's performance on key indicators of student success. This report shows schools' progress on the Department and Board of Education's Strategic Plan and federally-required indicators under the Every Student Succeeds Act. These results help inform action for teachers, principals, community members, and other stakeholders.



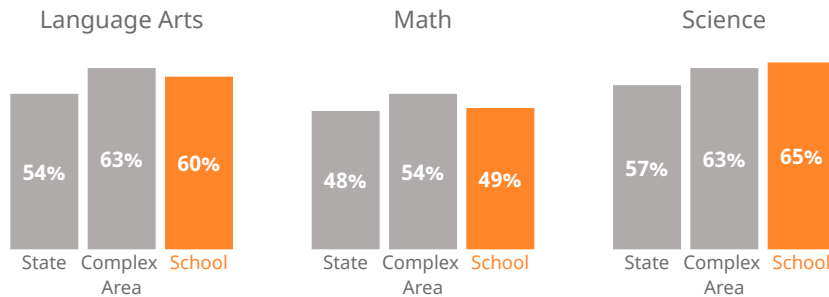
How are students performing in each subject?

Measures the percent of students meeting the standard/who are proficient on state assessments.



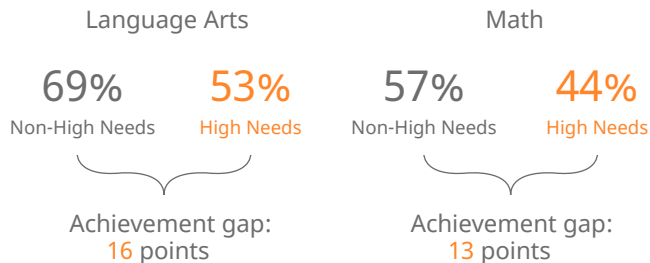
How are students performing compared to others?

Compares the percent of students meeting the standard/who are proficient on state assessments.



How are student subgroups performing?

High Needs: English learners, economically disadvantaged, and students receiving Special Education services. Non-High Needs: All other students.



62%

of students learning English are **on-track** to English language proficiency



How are students' academic progress measured?

The Smarter Balanced test shows the relative progress of the average student on state assessments using a Median Growth Percentile (MGP). HSA-Alt & KĀ'EO tests show the percent of students making academic growth each year.

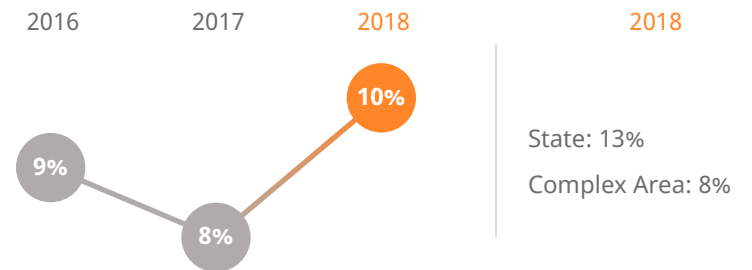


How many 3rd graders read on grade level?

80% of 3rd graders read **near, at, or above** grade level



How many students missed 15 or more days of school this year?



How do students feel about their school?

Measures percent of students reporting positive school climate as measured by the Tripod Student Perception Survey.

66% of students **feel positively** about their school

Salt Lake Elementary

1131 Ala Lilikoi Street, Honolulu, Hawaii | Oahu | Aiea-Moanalua-Radford Complex Area

Our Story

Salt Lake Elementary School (SLES) was established in 1970 and is a part of the Moanalua Complex Schools. We are a Title I school with over 48% of students enrolled in the free or reduced lunch program. Salt Lake Elementary School enrolls approximately 700 students annually, serving students from Kindergarten through 6th grade including a special education preschool class. We have a diverse student population with a high percentage of English Learners from all parts of the world. At SLES, we prepare our children to be life-long learners through the direct teaching of Thinking Skills and Habits of Mind. We pride ourselves with the motto: "Dolphin P.R.I.D.E. Practicing Respect, Integrity and Demonstrating Excellence."

Students wear uniform school t-shirts to promote school spirit, pride and safety on campus. They can join one of six service groups: Junior Police Officers, Conflict Mediators, Mall Patrol, Student Council, Library Club, and Campus Safety Patrol. Student Council members are encouraged to do individual and group service-learning projects such as collecting and donating personal hygiene products to homeless shelters. The Music Enrichment Group, comprised of Grades 2-6 students, enjoy singing and playing ukulele at various school and community events.

The School Community Council (SCC) continues to be actively engaged in the development of the Academic and Financial Plans, supporting our continuous school improvement efforts.

How do you measure how well a school is doing? In our estimation, it's more than scores on high-stakes tests. Schools should show that they are supporting children along the educational pipeline toward college, career, and community readiness. Are our students attending school? Are they graduating? Are they going to college? And how successfully are schools reducing the achievement gap between high-needs and non-high needs students?

The Strive HI Performance System was designed to account for these factors in student success. Initially created in 2013 by a U.S. Department of Education waiver from certain aspects of the former No Child Left Behind Act, Strive HI has been refocused by the goals and priorities of the 2017-2020 Department of Education and Board of Education Strategic Plan, the governing document for the public education system.

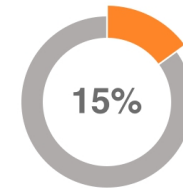
Learn more at <http://bit.ly/StriveHISystem>

About Our School

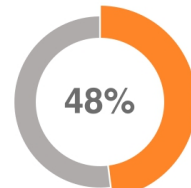
Principal | Duwayne Abe
Grades | K-6
808-305-1600
www.saltlakeeshawaii.org

731

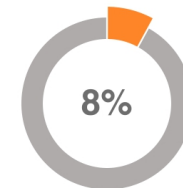
students enrolled



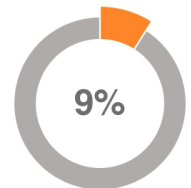
of students are English language learners



of students are eligible for Free or Reduced Lunch



of students receive Special Education services



of students receiving Special Education services are in general education classes most of the day



Salt Lake Elementary

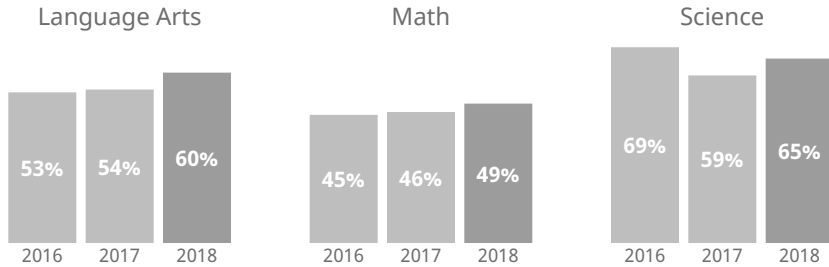
1131 Ala Lilikoi Street, Honolulu, Hawaii | Oahu | Aiea-Moanalua-Radford Complex Area

THE STRIVE HI SCHOOL PERFORMANCE REPORT is an annual snapshot of a school's performance on key indicators of student success. This report shows schools' progress on the Department and Board of Education's Strategic Plan and federally-required indicators under the Every Student Succeeds Act. These results help inform action for teachers, principals, community members, and other stakeholders.



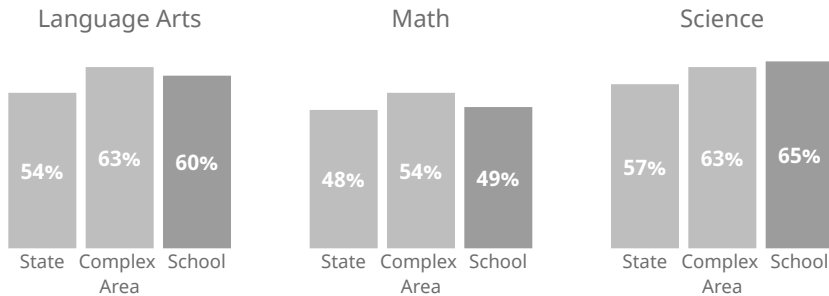
How are students performing in each subject?

Measures the percent of students meeting the standard/who are proficient on state assessments.



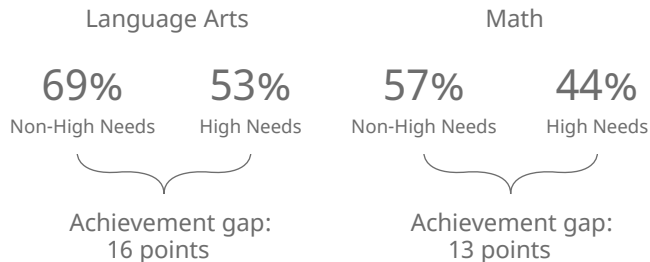
How are students performing compared to others?

Compares the percent of students meeting the standard/who are proficient on state assessments.



How are student subgroups performing?

High Needs: English learners, economically disadvantaged, and students receiving Special Education services. Non-High Needs: All other students.



62%

of students learning English are on-track to English language proficiency



How are students' academic progress measured?

The Smarter Balanced test shows the relative progress of the average student on state assessments using a Median Growth Percentile (MGP). HSA-Alt & KĀ'EO tests show the percent of students making academic growth each year.

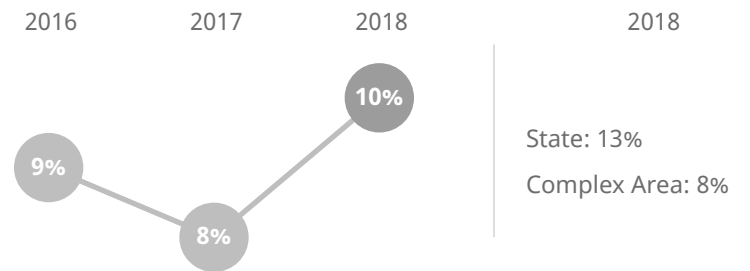


How many 3rd graders read on grade level?

80%

 of 3rd graders read near, at, or above grade level

How many students missed 15 or more days of school this year?



How do students feel about their school?

Measures percent of students reporting positive school climate as measured by the Tripod Student Perception Survey.

66%

 of students feel positively about their school

How do you measure how well a school is doing? In our estimation, it's more than scores on high-stakes tests. Schools should show that they are supporting children along the educational pipeline toward college, career, and community readiness. Are our students attending school? Are they graduating? Are they going to college? And how successfully are schools reducing the achievement gap between high-needs and non-high needs students?

The Strive HI Performance System was designed to account for these factors in student success. Initially created in 2013 by a U.S. Department of Education waiver from certain aspects of the former No Child Left Behind Act, Strive HI has been refocused by the goals and priorities of the 2017-2020 Department of Education and Board of Education Strategic Plan, the governing document for the public education system.

Learn more at <http://bit.ly/StriveHISystem>

Salt Lake Elementary

1131 Ala Lilikoi Street, Honolulu, Hawaii | Oahu | Aiea-Moanalua-Radford Complex Area

Our Story

Salt Lake Elementary School (SLES) was established in 1970 and is a part of the Moanalua Complex Schools. We are a Title I school with over 48% of students enrolled in the free or reduced lunch program. Salt Lake Elementary School enrolls approximately 700 students annually, serving students from Kindergarten through 6th grade including a special education preschool class. We have a diverse student population with a high percentage of English Learners from all parts of the world. At SLES, we prepare our children to be life-long learners through the direct teaching of Thinking Skills and Habits of Mind. We pride ourselves with the motto: "Dolphin P.R.I.D.E. Practicing Respect, Integrity and Demonstrating Excellence."

Students wear uniform school t-shirts to promote school spirit, pride and safety on campus. They can join one of six service groups: Junior Police Officers, Conflict Mediators, Mall Patrol, Student Council, Library Club, and Campus Safety Patrol. Student Council members are encouraged to do individual and group service-learning projects such as collecting and donating personal hygiene products to homeless shelters. The Music Enrichment Group, comprised of Grades 2-6 students, enjoy singing and playing ukulele at various school and community events.

The School Community Council (SCC) continues to be actively engaged in the development of the Academic and Financial Plans, supporting our continuous school improvement efforts.

About Our School

Principal | Duwayne Abe

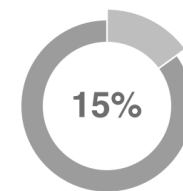
Grades | K-6

808-305-1600

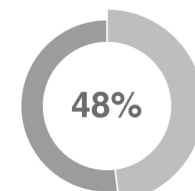
www.saltlakeeshawaii.org

731

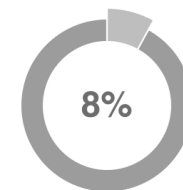
students enrolled



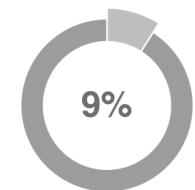
of students are English language learners



of students are eligible for Free or Reduced Lunch



of students receive Special Education services



of students receiving Special Education services are in general education classes most of the day