



Solomon Elementary

2875 Waianae Uka Avenue | Oahu | Leilehua-Mililani-Waialua Complex Area

THE STRIVE HI SCHOOL PERFORMANCE REPORT is an annual snapshot of a school's performance on key indicators of student success. This report shows schools' progress on the Department and Board of Education's Strategic Plan and federally-required indicators under the Every Student Succeeds Act. These results help inform action for teachers, principals, community members, and other stakeholders.

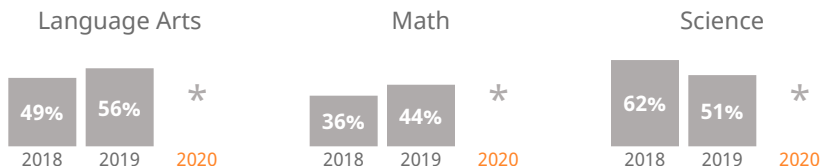
*** IMPORTANT:** Due to COVID-19, Hawaii public schools were waived from statewide testing by the U.S. Department of Education. As a result, a number of test-derived results are not available for 2020. Therefore (1) school proficiency rates along with complex area and state proficiency averages, (2) achievement gaps, (3) academic growth, and (4) third and eighth grade literacy are not reported.

****** 2020 chronic absenteeism is based on absences only through the end of the third quarter (3/13/20). As such, the rate is not directly comparable with 2019 or 2018 which was based on absences through May 1 of each school year.




How are students performing in each subject?

Measures the percent of students meeting the standard/who are proficient on state assessments.



How are students performing compared to others?

Compares the percent of students meeting the standard/who are proficient on state assessments.



How are student subgroups performing?

High Needs: English learners, economically disadvantaged, and students receiving Special Education services. Non-High Needs: All other students.




38%

of students learning English are **on-track** to English language proficiency



How are students' academic progress measured?

The Smarter Balanced test shows the relative progress of the average student on state assessments using a Median Growth Percentile (MGP). HSA-Alt & KĀ'EO tests show the percent of students making academic growth each year.

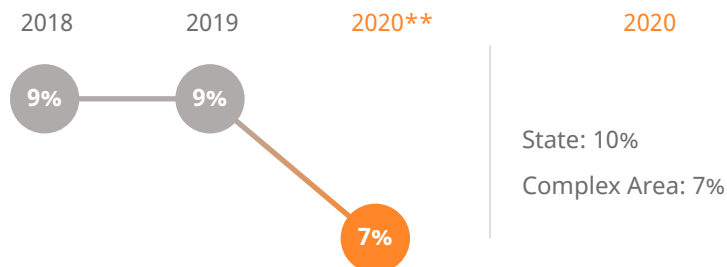


How many 3rd graders read on grade level?

* of 3rd graders read **near, at, or above** grade level



How many students missed 15 or more days of school this year?



How do students feel about their school?

Measures percent of students reporting positive school climate as measured by the Panorama Student Survey.



How do you measure how well a school is doing? In our estimation, it's more than scores on high-stakes tests. Schools should show that they are supporting children along the educational pipeline toward college, career, and community readiness. Are our students attending school? Are they graduating? Are they going to college? And how successfully are schools reducing the achievement gap between high-needs and non-high needs students?

The Strive HI Performance System was designed to account for these factors in student success. Initially created in 2013 by a U.S. Department of Education waiver from certain aspects of the former No Child Left Behind Act, Strive HI has been refocused by the goals and priorities of the 2017-2020 Department of Education and Board of Education Strategic Plan, the governing document for the public education system.

Learn more at
<http://bit.ly/StriveHISystem>

Solomon Elementary

2875 Waianae Uka Avenue | Oahu | Leilehua-Mililani-Waialua Complex Area

Our Story

Solomon Elementary School is located on Schofield Barracks Army Installation in Central Oahu and services over 900 PK-5 students, almost all being military dependents. Although we average a 35% transiency rate each year, we embrace the unique experiences each of our students bring. We are a Title 1 school who receives federal funds to ensure all our students have access to a high quality education.

At Solomon, we believe "Everyone is a Leader, Everyone is a Learner." We strive to achieve this through balancing a standards-based curriculum with supports that nurture the development of the whole-child. We aim to create curricula that

Incorporates technology, NGSS, C3, Aina in Schools, and Music and Physical Education with the CCSS. Students have access to a variety of social-emotional programs including, Second Step, SWEP (a mental health collaboration with Tripler Army Medical Center) and our Wellness Center.

Solomon Elementary has spent the last four years in a reflective process of improvement, preparing for our WASC accreditation this past spring. We were excited to hear that we are now accredited and have identified our strengths and weaknesses and are now following a guided plan for continuous improvement.

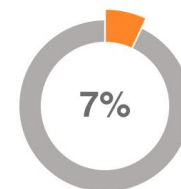
We have also worked hard to create strong community partnerships with our parents, local organizations, and military partners. With all of these supports, we embrace the challenge of creating SES: Success for Every Student!

About Our School

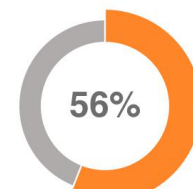
Principal | Sally (Sarah) Omalza
Grades | K-5
808-305-1800
www.solomonelementary.org

765

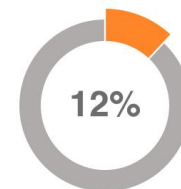
students enrolled



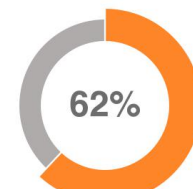
of students are
English language
learners



of students are
eligible for Free or
Reduced Lunch



of students
receive Special
Education services



of students
receiving Special
Education services
are in general
education classes
most of the day



Solomon Elementary

2875 Waianae Uka Avenue | Oahu | Leilehua-Mililani-Waialua Complex Area

THE STRIVE HI SCHOOL PERFORMANCE REPORT is an annual snapshot of a school's performance on key indicators of student success. This report shows schools' progress on the Department and Board of Education's Strategic Plan and federally-required indicators under the Every Student Succeeds Act. These results help inform action for teachers, principals, community members, and other stakeholders.

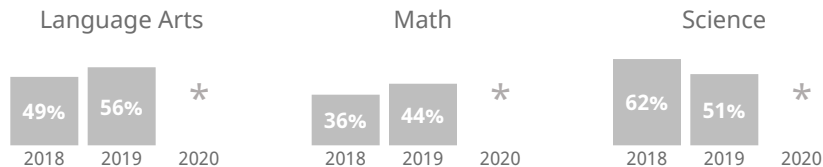
*** IMPORTANT:** Due to COVID-19, Hawaii public schools were waived from statewide testing by the U.S. Department of Education. As a result, a number of test-derived results are not available for 2020. Therefore (1) school proficiency rates along with complex area and state proficiency averages, (2) achievement gaps, (3) academic growth, and (4) third and eighth grade literacy are not reported.

****** 2020 chronic absenteeism is based on absences only through the end of the third quarter (3/13/20). As such, the rate is not directly comparable with 2019 or 2018 which was based on absences through May 1 of each school year.




How are students performing in each subject?

Measures the percent of students meeting the standard/who are proficient on state assessments.



How are students performing compared to others?

Compares the percent of students meeting the standard/who are proficient on state assessments.



How are student subgroups performing?

High Needs: English learners, economically disadvantaged, and students receiving Special Education services. Non-High Needs: All other students.



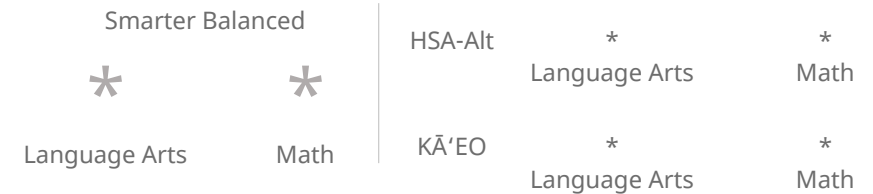
38%

of students learning English are on-track to English language proficiency



How are students' academic progress measured?

The Smarter Balanced test shows the relative progress of the average student on state assessments using a Median Growth Percentile (MGP). HSA-Alt & KĀ'EO tests show the percent of students making academic growth each year.

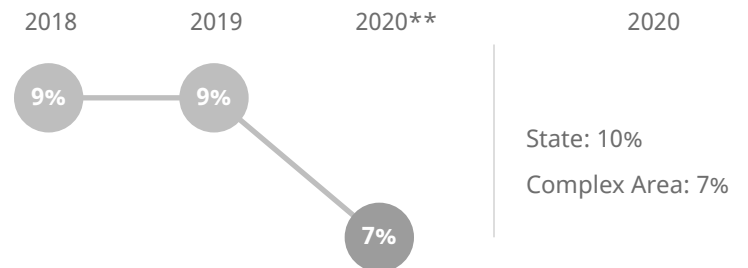


How many 3rd graders read on grade level?

* of 3rd graders read near, at, or above grade level




How many students missed 15 or more days of school this year?



How do students feel about their school?

Measures percent of students reporting positive school climate as measured by the Panorama Student Survey.



How do you measure how well a school is doing? In our estimation, it's more than scores on high-stakes tests. Schools should show that they are supporting children along the educational pipeline toward college, career, and community readiness. Are our students attending school? Are they graduating? Are they going to college? And how successfully are schools reducing the achievement gap between high-needs and non-high needs students?

The Strive HI Performance System was designed to account for these factors in student success. Initially created in 2013 by a U.S. Department of Education waiver from certain aspects of the former No Child Left Behind Act, Strive HI has been refocused by the goals and priorities of the 2017-2020 Department of Education and Board of Education Strategic Plan, the governing document for the public education system.

Learn more at
<http://bit.ly/StriveHISystem>

Solomon Elementary

2875 Waianae Uka Avenue | Oahu | Leilehua-Mililani-Waialua Complex Area

Our Story

Solomon Elementary School is located on Schofield Barracks Army Installation in Central Oahu and services over 900 PK-5 students, almost all being military dependents. Although we average a 35% transiency rate each year, we embrace the unique experiences each of our students bring. We are a Title 1 school who receives federal funds to ensure all our students have access to a high quality education.

At Solomon, we believe "Everyone is a Leader, Everyone is a Learner." We strive to achieve this through balancing a standards-based curriculum with supports that nurture the development of the whole-child. We aim to create curricula that

Incorporates technology, NGSS, C3, Aina in Schools, and Music and Physical Education with the CCSS. Students have access to a variety of social-emotional programs including, Second Step, SWEP (a mental health collaboration with Tripler Army Medical Center) and our Wellness Center.

Solomon Elementary has spent the last four years in a reflective process of improvement, preparing for our WASC accreditation this past spring. We were excited to hear that we are now accredited and have identified our strengths and weaknesses and are now following a guided plan for continuous improvement.

We have also worked hard to create strong community partnerships with our parents, local organizations, and military partners. With all of these supports, we embrace the challenge of creating SES: Success for Every Student!

About Our School

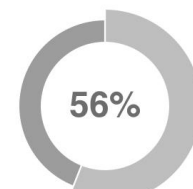
Principal | Sally (Sarah) Omalza
Grades | K-5
808-305-1800
www.solomonelementary.org

765

students enrolled



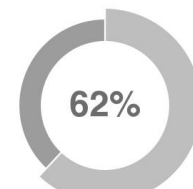
of students are
English language
learners



of students are
eligible for Free or
Reduced Lunch



of students
receive Special
Education services



of students
receiving Special
Education services
are in general
education classes
most of the day