



# Wheeler Middle

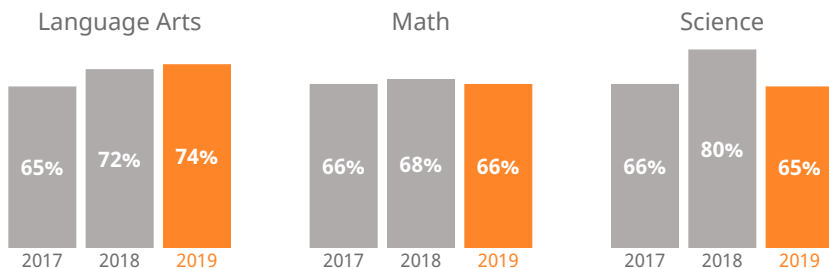
2 Wheeler Army Air Field, Wahiawa, Hawaii | Oahu | Leilehua-Mililani-Waialua Complex Area

**THE STRIVE HI SCHOOL PERFORMANCE REPORT** is an annual snapshot of a school's performance on key indicators of student success. This report shows schools' progress on the Department and Board of Education's Strategic Plan and federally-required indicators under the Every Student Succeeds Act. These results help inform action for teachers, principals, community members, and other stakeholders.



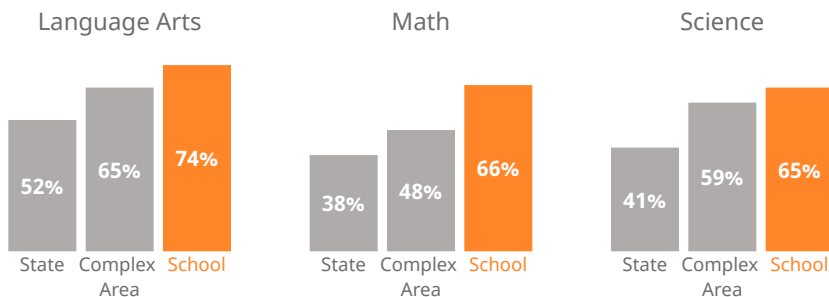
## How are students performing in each subject?

Measures the percent of students meeting the standard/who are proficient on state assessments.



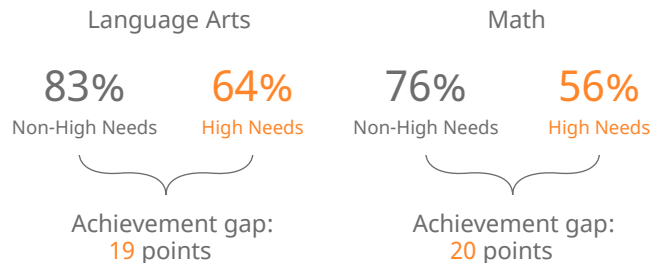
## How are students performing compared to others?

Compares the percent of students meeting the standard/who are proficient on state assessments.



## How are student subgroups performing?

High Needs: English learners, economically disadvantaged, and students receiving Special Education services. Non-High Needs: All other students.



**27%**  
of students learning English are **on-track** to English language proficiency



## How are students' academic progress measured?

The Smarter Balanced test shows the relative progress of the average student on state assessments using a Median Growth Percentile (MGP). HSA-Alt & KĀ'EO tests show the percent of students making academic growth each year.

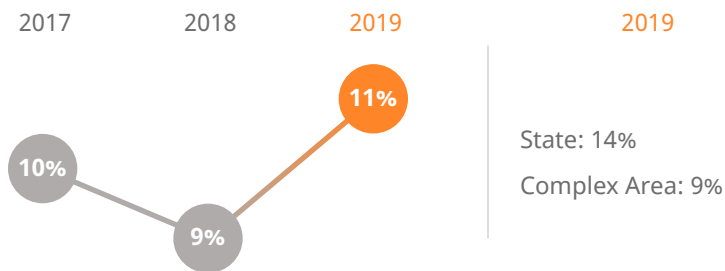


## How many 8th graders read on grade level?

**87%** of 8th graders read **near, at, or above** grade level



## How many students missed 15 or more days of school this year?



## How do students feel about their school?

Measures percent of students reporting positive school climate as measured by the Tripod Student Perception Survey.

**75%** of students **feel positively** about their school

# Wheeler Middle

2 Wheeler Army Air Field, Wahiawa, Hawaii | Oahu | Leilehua-Mililani-Waialua Complex Area

## Our Story

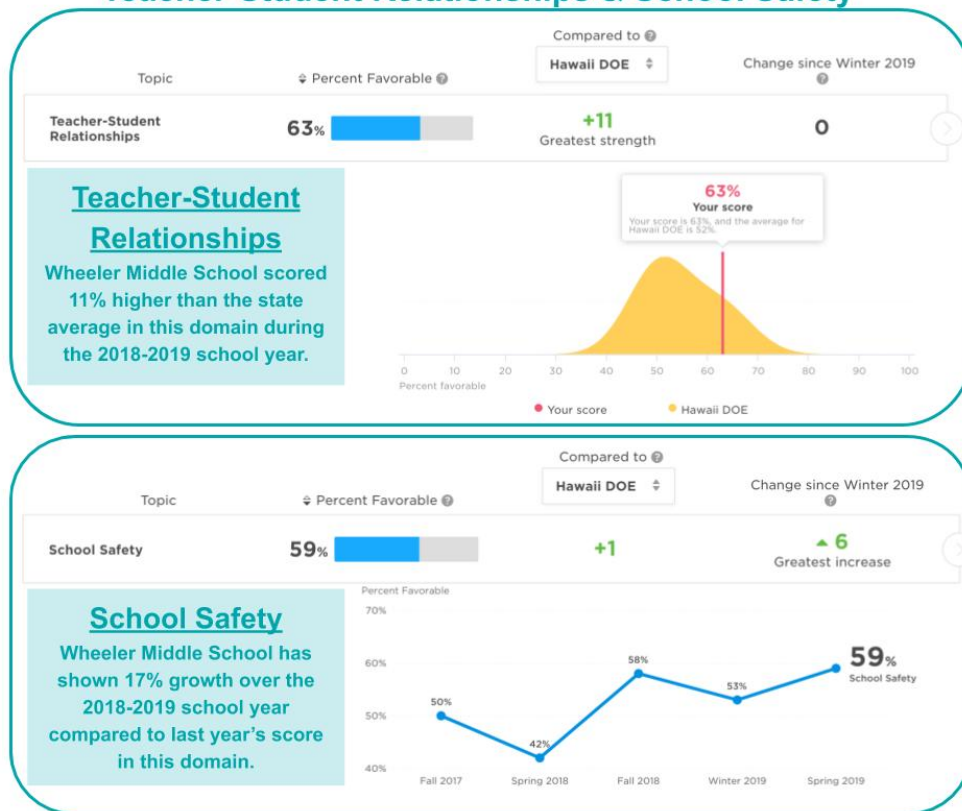
Wheeler Middle School's faculty and staff are dedicated to meeting the diverse needs of adolescent students through the implementation of rigorous curriculum, high quality instruction, and a deliberate focus on supporting and growing the whole child. During regular data team meetings, teachers and staff collaborate to analyze student work and assessment data to identify trends and devise intentional interventions. We address the social-emotional needs of our student population through bi-weekly CARE meetings, implementation of a research-based advisory curriculum focused on cultivating positive student behaviors and mindsets, and a range of on-campus counseling supports. In an effort to improve school safety and culture, Wheeler Middle has begun a renewed school-wide focus on "Respect." Using student voice as well as behavioral and perception data, we have developed and implemented programs and practices that have had a positive effect on how students feel about their school.

How do you measure how well a school is doing? In our estimation, it's more than scores on high-stakes tests. Schools should show that they are supporting children along the educational pipeline toward college, career, and community readiness. Are our students attending school? Are they graduating? Are they going to college? And how successfully are schools reducing the achievement gap between high-needs and non-high needs students?

The Strive HI Performance System was designed to account for these factors in student success. Initially created in 2013 by a U.S. Department of Education waiver from certain aspects of the former No Child Left Behind Act, Strive HI has been refocused by the goals and priorities of the 2017-2020 Department of Education and Board of Education Strategic Plan, the governing document for the public education system.

Learn more at  
<http://bit.ly/StriveHISystem>

## Teacher-Student Relationships & School Safety

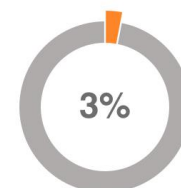


## About Our School

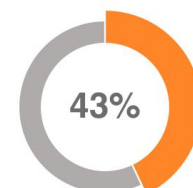
Principal | Brenda Vierra-Chun  
Grades | 6-8  
808-305-9000  
[www.wheelm.k12.hi.us](http://www.wheelm.k12.hi.us)

800

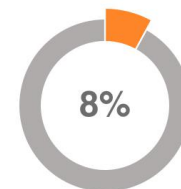
students enrolled



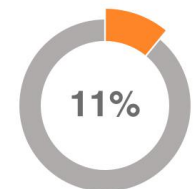
of students are English language learners



of students are eligible for Free or Reduced Lunch



of students receive Special Education services



of students receiving Special Education services are in general education classes most of the day



# Wheeler Middle

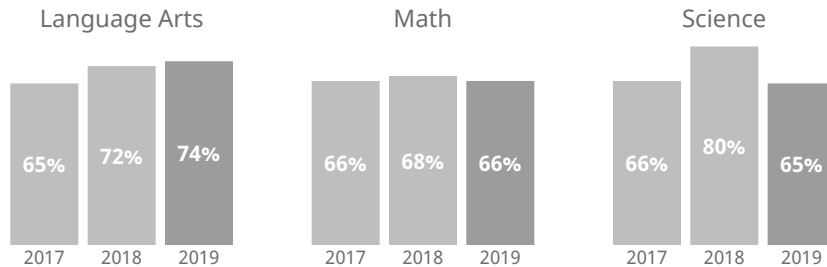
2 Wheeler Army Air Field, Wahiawa, Hawaii | Oahu | Leilehua-Mililani-Waialua Complex Area

**THE STRIVE HI SCHOOL PERFORMANCE REPORT** is an annual snapshot of a school's performance on key indicators of student success. This report shows schools' progress on the Department and Board of Education's Strategic Plan and federally-required indicators under the Every Student Succeeds Act. These results help inform action for teachers, principals, community members, and other stakeholders.



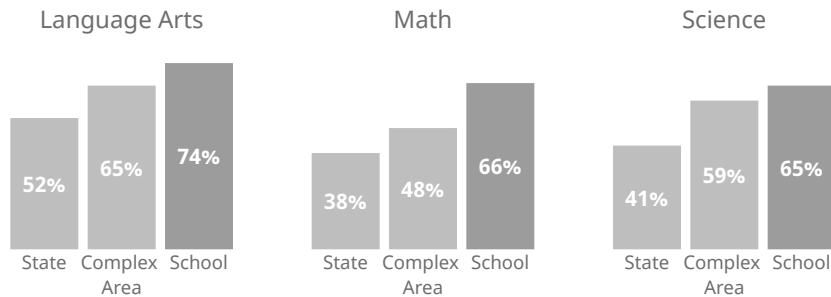
## How are students performing in each subject?

Measures the percent of students meeting the standard/who are proficient on state assessments.



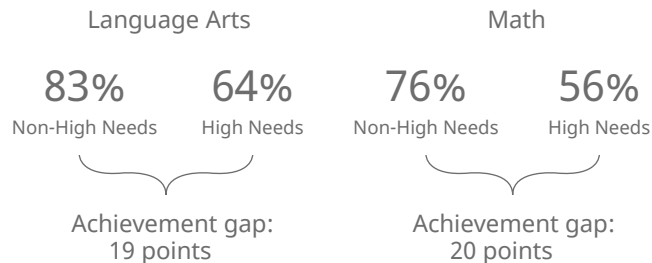
## How are students performing compared to others?

Compares the percent of students meeting the standard/who are proficient on state assessments.



## How are student subgroups performing?

High Needs: English learners, economically disadvantaged, and students receiving Special Education services. Non-High Needs: All other students.




**27%**

of students learning English are on-track to English language proficiency



## How are students' academic progress measured?

The Smarter Balanced test shows the relative progress of the average student on state assessments using a Median Growth Percentile (MGP). HSA-Alt & KĀ'EO tests show the percent of students making academic growth each year.

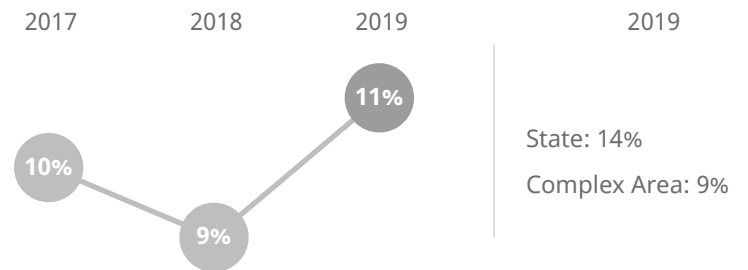


## How many 8th graders read on grade level?

**87%** of 8th graders read near, at, or above grade level



## How many students missed 15 or more days of school this year?



## How do students feel about their school?

Measures percent of students reporting positive school climate as measured by the Tripod Student Perception Survey.

**75%** of students feel positively about their school

# Wheeler Middle

2 Wheeler Army Air Field, Wahiawa, Hawaii | Oahu | Leilehua-Mililani-Waialua Complex Area

## Our Story

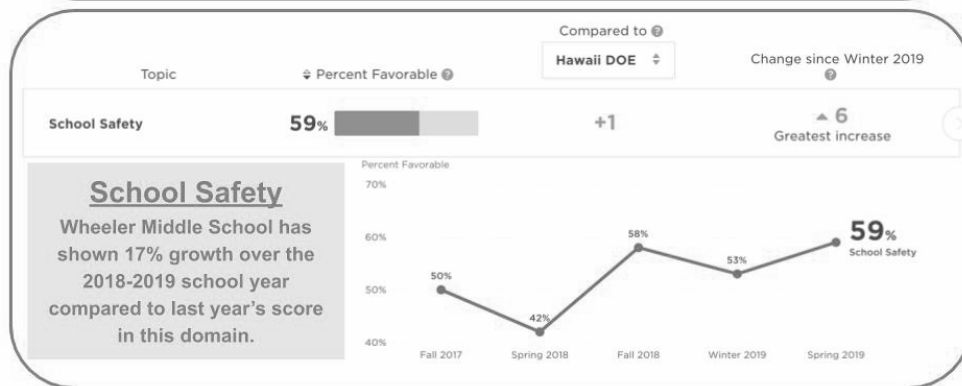
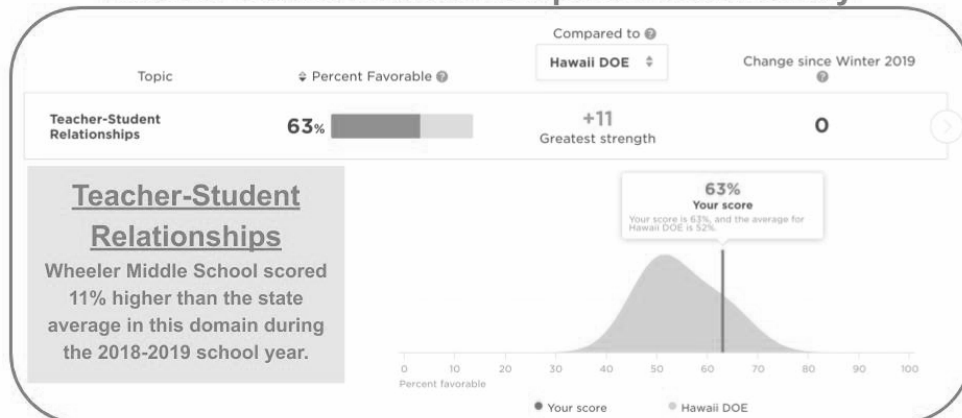
Wheeler Middle School's faculty and staff are dedicated to meeting the diverse needs of adolescent students through the implementation of rigorous curriculum, high quality instruction, and a deliberate focus on supporting and growing the whole child. During regular data team meetings, teachers and staff collaborate to analyze student work and assessment data to identify trends and devise intentional interventions. We address the social-emotional needs of our student population through bi-weekly CARE meetings, implementation of a research-based advisory curriculum focused on cultivating positive student behaviors and mindsets, and a range of on-campus counseling supports. In an effort to improve school safety and culture, Wheeler Middle has begun a renewed school-wide focus on "Respect." Using student voice as well as behavioral and perception data, we have developed and implemented programs and practices that have had a positive effect on how students feel about their school.

How do you measure how well a school is doing? In our estimation, it's more than scores on high-stakes tests. Schools should show that they are supporting children along the educational pipeline toward college, career, and community readiness. Are our students attending school? Are they graduating? Are they going to college? And how successfully are schools reducing the achievement gap between high-needs and non-high needs students?

The Strive HI Performance System was designed to account for these factors in student success. Initially created in 2013 by a U.S. Department of Education waiver from certain aspects of the former No Child Left Behind Act, Strive HI has been refocused by the goals and priorities of the 2017-2020 Department of Education and Board of Education Strategic Plan, the governing document for the public education system.

Learn more at  
<http://bit.ly/StriveHISystem>

### Teacher-Student Relationships & School Safety



## About Our School

Principal | Brenda Vierra-Chun

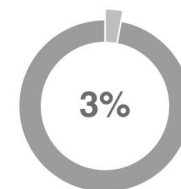
Grades | 6-8

808-305-9000

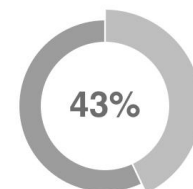
[www.wheelm.k12.hi.us](http://www.wheelm.k12.hi.us)

800

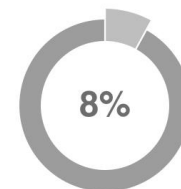
students enrolled



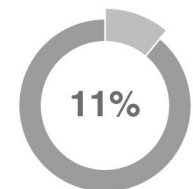
of students are English language learners



of students are eligible for Free or Reduced Lunch



of students receive Special Education services



of students receiving Special Education services are in general education classes most of the day