

# UTILITIES

## DECEMBER 31, 2023


### OVERVIEW

#### BUDGET-TO-ACTUAL - Current Budget Fiscal Year (BFY)

	FY 2024	FY 2023	FY 2022	FY 2021	FY 2020
General Fund Budget Appropriations	68,358,520	34,431,838	64,268,930	56,244,136	56,244,136
Less: General Fund Budget Restrictions	-	-	-	37,070,000	-
Equals: General Fund Budget Allocations	68,358,520	34,431,838	64,268,930	19,174,136	56,244,136
Add: Federal Fund Budget Allocation	10,588,138	50,000,000	-	37,070,000	-
Equals: Total Budget Allotments	78,946,658	84,431,838	64,268,930	56,244,136	56,244,136
Less: Expenditures	31,470,660	78,511,380	64,153,399	53,784,280	56,216,730
Less: Encumbrances	1,771,328	5,916,031	111,440	2,459,150	23,301
Subtotal - Expenditures & Encumbrances	33,241,988	84,427,411	64,264,839	56,243,430	56,240,031
Equals: ALLOTMENT BALANCE	45,704,670	4,427	4,091	706	4,105

#### CURRENT FISCAL YEAR EXPENDITURES - Current and Prior Budget Fiscal Year (BFY)

	FY 2024	FY 2023	FY 2022	FY 2021	FY 2020
<u>Prior BFY funds - Encumbrance</u>					
Balance carried forward from prior fiscal year	5,916,031	111,440	2,459,150	23,301	545,158
Less: Expended in current fiscal year	5,906,470	109,645	2,219,727	23,301	545,158
Less: Unused encumbrances (PO Savings) - lapsed	9,561	1,795	239,413	-	-
Equals: Prior BFY funds - ENCUMBRANCE BALANCE	-	-	10	-	-
<u>Expenditures</u>					
Prior BFY funds	5,906,470	109,645	2,219,727	23,301	545,158
Current BFY funds	31,470,660	78,511,380	64,153,399	53,784,280	56,216,730
Equals: TOTAL EXPENDITURES	37,377,130	78,621,025	66,373,126	53,807,581	56,761,888




# UTILITIES

## DECEMBER 31, 2023

OVERVIEW (continued)

### CURRENT FISCAL YEAR EXPENDITURES - By PROGRAM

	FY 2024	Y-T-Y	FY 2023	Y-T-Y	FY 2022	Y-T-Y	FY 2021	Y-T-Y	FY 2020	Y-T-Y
37720: UTILITIES	20,847,699	449%	3,797,303	-93%	55,454,739	304%	13,729,634	-74%	52,801,690	-7%
37722: UTILITIES EFFICIENCY	-	-100%	100,782	2067%	4,650	-96%	114,309	-84%	720,041	-17%
37723: UTILITIES MANAGEMENT	-	---	-	-100%	40,022	-78%	184,653	8%	171,313	-91%
37724: UTILITIES SUSTAINABILITY	3	-100%	257,561	-31%	371,384	25%	296,313	-62%	772,493	-54%
37725: UTILITIES OPERATIONS & MAINTENANCE	1	-100%	38,909	100%	-	---	-	---	-	-100%
37726: UTILITIES FINANCING REPAYMENTS	1,238,769	0%	1,238,769	-50%	2,477,538	3%	2,412,672	5%	2,296,351	0%
12400: EDN 400 GENERAL FUND ADJUSTMENT	4,702,522	-80%	23,187,702	189%	8,024,794	100%	-	---	-	---
39608: ESSER-HEALTH & SAFETY (off-set)	-	---	-	---	-	-100%	4,570,000	100%	-	---
39675: ESSER II-TEACHER DIFFERENTIALS (off-set)	-	---	-	---	-	-100%	32,500,000	100%	-	---
39710: ESSER II-CLOSEOUT OFFSETS (off-set)	1,804,348	100%	-	---	-	---	-	---	-	---
16186: CSFRF-UTILITIES	-	-100%	50,000,000	100%	-	---	-	---	-	---
13134: GEER II-UTILITIES	474,345	100%	-	---	-	---	-	---	-	---
39645: ARP-EANS-GEER UTILITIES	8,309,445	100%	-	---	-	---	-	---	-	---
<b>TOTAL EXPENDITURES</b>	<b>37,377,132</b>	<b>-52%</b>	<b>78,621,026</b>	<b>18%</b>	<b>66,373,127</b>	<b>23%</b>	<b>53,807,581</b>	<b>-5%</b>	<b>56,761,888</b>	<b>-11%</b>




# UTILITIES

## DECEMBER 31, 2023

CURRENT FISCAL YEAR EXPENDITURE DETAIL - UTILITIES (PROGRAM 37720; 12400; 39608; 39675; 39710; 16186; 13134; 39645)

### CURRENT FISCAL YEAR EXPENDITURES - By ACCOUNT (OBJECT) & SUPPLIER

	FY 2024	Y-T-Y	FY 2023	Y-T-Y	FY 2022	Y-T-Y	FY 2021	Y-T-Y	FY 2020	Y-T-Y
<b>650010: ELECTRICITY</b>										
020425: HAWAIIAN ELECTRIC COMPANY	16,428,326		36,016,154		25,459,716		18,601,803		21,220,258	
019800: HELCO	3,475,924		7,675,868		6,063,826		4,477,297		5,326,637	
028865: MAUI ELECTRIC COMPANY LTD	3,168,682		6,998,999		5,713,002		4,300,959		5,186,075	
011135: KAUAI ISLAND UTILITY COOPERATIVE	752,355		1,544,295		1,328,617		1,062,823		1,172,121	
009476: CASTLE & COOKE COMMERCIAL INC	108,984		400,447		237,963		175,298		330,692	
Charges - Schools on Military Bases	213,355		703,591		579,027		514,756		702,620	
Charges - Various Misc Vendors	1,818		4,091		4,128		23,680		8,789	
Energy Rebates	-		-		(837)		(103,053)		(374,114)	
Use of Facilities/Collections for Utilities	(310,211)		(338,049)		(467,720)		(23,797)		(494,158)	
<b>TOTAL 650010: ELECTRICITY</b>	<b>23,839,233</b>	<b>-55%</b>	<b>53,005,396</b>	<b>36%</b>	<b>38,917,722</b>	<b>34%</b>	<b>29,029,766</b>	<b>-12%</b>	<b>33,078,920</b>	<b>-10%</b>
<b>650020: ALTERNATIVE ENERGY COST</b>										
143055: RC ENERGY HDOE LLC	1,317,085		2,451,394		2,513,339		2,566,364		2,533,245	
147438: KEC OHANA SOLAR FUND 2014 LLC	480,937		917,249		990,048		1,050,246		1,040,742	
144729: RC ENERGY HDOE PHASE 3 LLC	377,388		744,718		751,565		762,748		731,634	
147526: DOE HAWAII SOLAR 2014 LLC	324,000		625,223		663,410		673,960		676,285	
145890: DOE HAWAII SOLAR 2013 LLC	247,322		532,572		579,766		513,049		478,495	
1002427: RC ENERGY GROUP LLC	70,179		95,086		-		-		-	
Charges - Various Misc Vendors	-		-		-		(912)		(1)	
<b>TOTAL 650020: ALTERNATIVE ENERGY COST</b>	<b>2,816,911</b>	<b>-48%</b>	<b>5,366,242</b>	<b>-2%</b>	<b>5,498,128</b>	<b>-1%</b>	<b>5,565,455</b>	<b>2%</b>	<b>5,460,400</b>	<b>-2%</b>
<b>651010: GAS</b>										
018020: HAWAII GAS	200,463		442,577		418,710		461,897		268,658	
033485: AMERIGAS PROPANE LP (OAHU)	62,951		180,276		134,181		121,664		65,992	
028888: AMERIGAS (MAUI)	19,768		39,082		31,812		21,452		20,956	
Charges - Various Misc Vendors	23,376		-		(1,336)		(225,400)		38,597	
<b>TOTAL 651010: GAS</b>	<b>306,558</b>	<b>-54%</b>	<b>661,935</b>	<b>13%</b>	<b>583,367</b>	<b>54%</b>	<b>379,613</b>	<b>-4%</b>	<b>394,203</b>	<b>-36%</b>



# UTILITIES

## DECEMBER 31, 2023

CURRENT FISCAL YEAR EXPENDITURE DETAIL - UTILITIES (PROGRAM 37720; 12400; 39608; 39675; 39710; 16186; 13134; 39645) - *continued*

CURRENT FISCAL YEAR EXPENDITURES - By ACCOUNT (OBJECT) & SUPPLIER *continued*

	FY 2024	Y-T-Y	FY 2023	Y-T-Y	FY 2022	Y-T-Y	FY 2021	Y-T-Y	FY 2020	Y-T-Y
<b>651020: CAFETERIA GAS</b>										
018020: HAWAII GAS	823,879		1,996,895		1,919,081		948,830		-	
033485: AMERIGAS PROPANE LP (OAHU)	152,835		302,510		280,238		143,853		-	
028888: AMERIGAS (MAUI)	9,391		14,531		13,314		6,053		-	
Charges - Various Misc Vendors	-		-		(778)		(397,521)		-	
<b>TOTAL 651020: CAFETERIA GAS</b>	<b>986,105</b>	<b>-57%</b>	<b>2,313,936</b>	<b>5%</b>	<b>2,211,855</b>	<b>215%</b>	<b>701,215</b>	<b>100%</b>	<b>-</b>	<b>---</b>
<b>652010: WATER</b>										
007660: BOARD OF WATER SUPPLY	2,430,167		4,190,513		4,412,997		3,947,375		3,908,022	
014695: COUNTY OF MAUI - DEPARTMENT OF WATER	775,442		1,429,153		1,605,359		1,509,022		1,406,481	
014700: DEPT OF WATER SUPPLY - COUNTY OF HAWAII	487,345		975,790		751,921		632,474		591,538	
014690: DEPARTMENT OF WATER - COUNTY OF KAUAI	167,716		328,728		385,617		315,498		327,984	
Charges - Schools on Military Bases	23,717		149,456		186,933		132,753		144,430	
Charges - Various Misc Vendors	216,488		417,059		213,014		183,931		213,570	
<b>TOTAL 652010: WATER</b>	<b>4,100,875</b>	<b>-45%</b>	<b>7,490,699</b>	<b>-1%</b>	<b>7,555,841</b>	<b>12%</b>	<b>6,721,053</b>	<b>2%</b>	<b>6,592,025</b>	<b>4%</b>
<b>653010: SEWER</b>										
007660: BOARD OF WATER SUPPLY	2,832,349		5,660,408		5,659,110		6,121,542		5,180,928	
014695: COUNTY OF MAUI - DEPARTMENT OF WATER	666,358		1,204,567		1,552,698		1,317,017		1,284,068	
013286: COUNTY OF HAWAII - DIRECTOR OF FINANCE	283,246		359,563		379,818		187,183		177,036	
013295: COUNTY OF KAUAI - DEPARTMENT OF FINANC	83,220		140,635		146,299		98,341		117,373	
142969: HAWAII AMERICAN WATER COMPANY	20,356		40,679		71,464		71,571		61,959	
143380: HAWAII WATER SERVICE COMPANY	112,317		159,149		191,822		140,223		94,381	
146401: PUHI SEWER & WATER COMPANY	31,001		49,344		44,893		44,242		42,276	
Charges - Schools on Military Bases	44,233		451,548		581,159		302,489		172,147	
Charges - Various Misc Vendors	14,676		73,092		69,666		106,599		142,908	
<b>TOTAL 653010: SEWER</b>	<b>4,087,756</b>	<b>-50%</b>	<b>8,138,985</b>	<b>-6%</b>	<b>8,696,929</b>	<b>4%</b>	<b>8,389,207</b>	<b>15%</b>	<b>7,273,076</b>	<b>-3%</b>
Other Miscellaneous Object Codes	921		7,812		15,691		13,325		3,066	
Payroll Expenditures	-		-		-		-		-	
<b>Total Expenditures</b>	<b>36,138,359</b>	<b>-53%</b>	<b>76,985,005</b>	<b>21%</b>	<b>63,479,533</b>	<b>25%</b>	<b>50,799,634</b>	<b>-4%</b>	<b>52,801,690</b>	<b>-7%</b>



# UTILITIES

## DECEMBER 31, 2023

COST & USAGE - ACCOUNT (OBJECT CODE) 650010: ELECTRICITY

COST (\$)	FY 2024	Y-T-Y	FY 2023	Y-T-Y	FY 2022	Y-T-Y	FY 2021	Y-T-Y	FY 2020	Y-T-Y
Fiscal Month 01 - JULY	\$ 3,049,764	-7%	\$ 3,277,208	40%	\$ 2,342,217	20%	\$ 1,952,330	-25%	\$ 2,609,448	5%
Fiscal Month 02 - AUGUST	\$ 3,364,766	-16%	\$ 3,990,710	37%	\$ 2,920,269	32%	\$ 2,206,407	-27%	\$ 3,034,865	2%
Fiscal Month 03 - SEPTEMBER	\$ 4,289,016	-14%	\$ 5,000,378	45%	\$ 3,458,381	29%	\$ 2,689,334	-27%	\$ 3,670,420	2%
Fiscal Month 04 - OCTOBER	\$ 4,560,618	-11%	\$ 5,122,781	50%	\$ 3,415,441	28%	\$ 2,658,411	-25%	\$ 3,554,208	-6%
Fiscal Month 05 - NOVEMBER	\$ 4,545,238	-8%	\$ 4,927,307	43%	\$ 3,437,087	27%	\$ 2,713,138	-20%	\$ 3,374,387	-7%
Fiscal Month 06 - DECEMBER	\$ 4,506,137	-2%	\$ 4,616,146	39%	\$ 3,328,094	32%	\$ 2,520,649	-23%	\$ 3,276,782	-7%
Fiscal Month 07 - JANUARY		-100%	\$ 3,871,454	28%	\$ 3,033,910	33%	\$ 2,273,416	-21%	\$ 2,868,674	-2%
Fiscal Month 08 - FEBRUARY		-100%	\$ 3,990,812	26%	\$ 3,157,704	38%	\$ 2,296,005	-23%	\$ 2,973,915	6%
Fiscal Month 09 - MARCH		-100%	\$ 3,982,540	22%	\$ 3,264,755	40%	\$ 2,323,992	-21%	\$ 2,940,149	12%
Fiscal Month 10 - APRIL		-100%	\$ 3,956,802	15%	\$ 3,435,305	47%	\$ 2,333,740	9%	\$ 2,140,043	-21%
Fiscal Month 11 - MAY		-100%	\$ 4,062,310	3%	\$ 3,945,923	51%	\$ 2,619,280	39%	\$ 1,887,649	-41%
Fiscal Month 12 - JUNE		-100%	\$ 3,579,669	-5%	\$ 3,764,229	42%	\$ 2,650,020	46%	\$ 1,816,892	-41%
<b>Total</b>	<b>\$ 24,315,539</b>	<b>-52%</b>	<b>\$ 50,378,117</b>	<b>28%</b>	<b>\$ 39,503,315</b>	<b>35%</b>	<b>\$ 29,236,722</b>	<b>-14%</b>	<b>\$ 34,147,432</b>	<b>-8%</b>

USAGE (KWH)	FY 2024	Y-T-Y	FY 2023	Y-T-Y	FY 2022	Y-T-Y	FY 2021	Y-T-Y	FY 2020	Y-T-Y
Fiscal Month 01 - JULY	7,180,837	4%	6,879,074	4%	6,589,220	9%	6,035,875	-18%	7,331,069	6%
Fiscal Month 02 - AUGUST	8,188,777	-4%	8,494,888	0%	8,491,565	16%	7,341,976	-19%	9,039,244	2%
Fiscal Month 03 - SEPTEMBER	10,853,814	0%	10,867,717	4%	10,469,790	11%	9,409,028	-20%	11,710,825	5%
Fiscal Month 04 - OCTOBER	11,246,995	2%	11,072,780	8%	10,249,820	13%	9,107,572	-21%	11,542,764	0%
Fiscal Month 05 - NOVEMBER	10,751,019	0%	10,780,988	5%	10,250,317	11%	9,195,569	-16%	10,958,538	1%
Fiscal Month 06 - DECEMBER	10,647,297	3%	10,309,071	7%	9,631,194	11%	8,646,877	-19%	10,687,466	4%
Fiscal Month 07 - JANUARY		-100%	8,443,523	1%	8,387,419	12%	7,456,758	-17%	8,942,582	7%
Fiscal Month 08 - FEBRUARY		-100%	8,905,472	6%	8,418,535	14%	7,398,420	-17%	8,966,816	6%
Fiscal Month 09 - MARCH		-100%	8,877,929	5%	8,429,231	15%	7,304,138	-15%	8,579,795	6%
Fiscal Month 10 - APRIL		-100%	9,160,993	7%	8,530,701	19%	7,176,668	29%	5,565,415	-32%
Fiscal Month 11 - MAY		-100%	9,792,237	3%	9,536,612	15%	8,307,511	68%	4,936,839	-49%
Fiscal Month 12 - JUNE		-100%	8,523,038	1%	8,440,493	6%	7,974,764	50%	5,310,618	-41%
<b>Total</b>	<b>58,868,739</b>	<b>-47%</b>	<b>112,107,710</b>	<b>4%</b>	<b>107,424,897</b>	<b>13%</b>	<b>95,355,156</b>	<b>-8%</b>	<b>103,571,971</b>	<b>-7%</b>

COST PER USAGE (\$/KWH)	FY 2024	Y-T-Y	FY 2023	Y-T-Y	FY 2022	Y-T-Y	FY 2021	Y-T-Y	FY 2020	Y-T-Y
Fiscal Month 01 - JULY	\$ 0.42	-13%	\$ 0.48	33%	\$ 0.36	13%	\$ 0.32	-11%	\$ 0.36	0%
Fiscal Month 02 - AUGUST	\$ 0.41	-13%	\$ 0.47	38%	\$ 0.34	13%	\$ 0.30	-12%	\$ 0.34	0%
Fiscal Month 03 - SEPTEMBER	\$ 0.40	-13%	\$ 0.46	39%	\$ 0.33	14%	\$ 0.29	-6%	\$ 0.31	-3%
Fiscal Month 04 - OCTOBER	\$ 0.41	-11%	\$ 0.46	39%	\$ 0.33	14%	\$ 0.29	-6%	\$ 0.31	-6%
Fiscal Month 05 - NOVEMBER	\$ 0.42	-9%	\$ 0.46	35%	\$ 0.34	13%	\$ 0.30	-3%	\$ 0.31	-9%
Fiscal Month 06 - DECEMBER	\$ 0.42	-7%	\$ 0.45	29%	\$ 0.35	21%	\$ 0.29	-6%	\$ 0.31	-9%
Fiscal Month 07 - JANUARY	\$ -	-100%	\$ 0.46	28%	\$ 0.36	20%	\$ 0.30	-6%	\$ 0.32	-9%
Fiscal Month 08 - FEBRUARY	\$ -	-100%	\$ 0.45	18%	\$ 0.38	23%	\$ 0.31	-6%	\$ 0.33	0%
Fiscal Month 09 - MARCH	\$ -	-100%	\$ 0.45	15%	\$ 0.39	22%	\$ 0.32	-6%	\$ 0.34	6%
Fiscal Month 10 - APRIL	\$ -	-100%	\$ 0.43	7%	\$ 0.40	21%	\$ 0.33	-13%	\$ 0.38	15%
Fiscal Month 11 - MAY	\$ -	-100%	\$ 0.41	0%	\$ 0.41	28%	\$ 0.32	-16%	\$ 0.38	15%
Fiscal Month 12 - JUNE	\$ -	-100%	\$ 0.42	-7%	\$ 0.45	36%	\$ 0.33	-3%	\$ 0.34	0%
<b>Total</b>	<b>\$ 0.41</b>	<b>-9%</b>	<b>\$ 0.45</b>	<b>22%</b>	<b>\$ 0.37</b>	<b>19%</b>	<b>\$ 0.31</b>	<b>-6%</b>	<b>\$ 0.33</b>	<b>-3%</b>



# UTILITIES

## DECEMBER 31, 2023

COST & USAGE - ACCOUNT (OBJECT CODE) 650020: ALTERNATIVE ENERGY

COST (\$)	FY 2024	Y-T-Y	FY 2023	Y-T-Y	FY 2022	Y-T-Y	FY 2021	Y-T-Y	FY 2020	Y-T-Y
Fiscal Month 01 - JULY	\$ 507,862	-2%	\$ 518,617	-2%	\$ 528,030	3%	\$ 513,097	-7%	\$ 553,417	13%
Fiscal Month 02 - AUGUST	\$ 534,325	-2%	\$ 543,578	1%	\$ 536,238	-1%	\$ 541,399	1%	\$ 535,160	22%
Fiscal Month 03 - SEPTEMBER	\$ 479,791	-1%	\$ 485,184	-2%	\$ 494,051	-4%	\$ 513,927	9%	\$ 473,154	14%
Fiscal Month 04 - OCTOBER	\$ 433,521	-1%	\$ 437,172	-4%	\$ 455,572	11%	\$ 411,259	-9%	\$ 451,693	13%
Fiscal Month 05 - NOVEMBER	\$ 334,415	-13%	\$ 386,505	5%	\$ 368,130	0%	\$ 369,070	0%	\$ 368,833	5%
Fiscal Month 06 - DECEMBER	\$ 299,974	-12%	\$ 341,417	9%	\$ 312,899	-14%	\$ 363,010	7%	\$ 339,339	-4%
Fiscal Month 07 - JANUARY		-100%	\$ 372,821	14%	\$ 325,949	-10%	\$ 363,815	4%	\$ 351,433	-13%
Fiscal Month 08 - FEBRUARY		-100%	\$ 340,752	-18%	\$ 417,297	10%	\$ 379,042	-5%	\$ 400,886	-1%
Fiscal Month 09 - MARCH		-100%	\$ 430,403	-9%	\$ 474,857	7%	\$ 443,958	7%	\$ 416,771	-17%
Fiscal Month 10 - APRIL		-100%	\$ 443,308	-6%	\$ 470,460	-11%	\$ 527,431	4%	\$ 507,320	-4%
Fiscal Month 11 - MAY		-100%	\$ 502,100	1%	\$ 496,920	-9%	\$ 547,196	-1%	\$ 552,389	6%
Fiscal Month 12 - JUNE		-100%	\$ 521,192	-2%	\$ 531,072	-3%	\$ 549,667	10%	\$ 498,653	-1%
<b>Total</b>	<b>\$ 2,589,888</b>	<b>-51%</b>	<b>\$ 5,323,049</b>	<b>-2%</b>	<b>\$ 5,411,475</b>	<b>-2%</b>	<b>\$ 5,522,871</b>	<b>1%</b>	<b>\$ 5,449,048</b>	<b>3%</b>

USAGE (KWH)	FY 2024	Y-T-Y	FY 2023	Y-T-Y	FY 2022	Y-T-Y	FY 2021	Y-T-Y	FY 2020	Y-T-Y
Fiscal Month 01 - JULY	2,087,060	-1%	2,112,460	-3%	2,168,139	-1%	2,184,950	-9%	2,402,117	6%
Fiscal Month 02 - AUGUST	2,201,102	-1%	2,230,353	1%	2,202,041	-6%	2,342,480	0%	2,341,909	16%
Fiscal Month 03 - SEPTEMBER	1,966,687	-2%	1,999,476	-1%	2,023,850	-9%	2,220,074	7%	2,069,811	8%
Fiscal Month 04 - OCTOBER	1,774,595	-1%	1,794,880	-3%	1,859,183	4%	1,780,167	-10%	1,976,468	10%
Fiscal Month 05 - NOVEMBER	1,366,802	-13%	1,578,308	5%	1,498,946	-6%	1,592,355	-2%	1,616,719	3%
Fiscal Month 06 - DECEMBER	1,227,141	-12%	1,389,482	9%	1,270,364	-17%	1,531,094	3%	1,488,088	-7%
Fiscal Month 07 - JANUARY		-100%	1,524,657	3%	1,486,300	-3%	1,526,832	1%	1,518,647	-11%
Fiscal Month 08 - FEBRUARY		-100%	1,386,686	-17%	1,676,933	6%	1,576,227	-10%	1,749,104	1%
Fiscal Month 09 - MARCH		-100%	1,771,008	-7%	1,911,749	4%	1,842,846	3%	1,794,602	-16%
Fiscal Month 10 - APRIL		-100%	1,825,705	-5%	1,929,478	-12%	2,185,714	0%	2,183,031	-5%
Fiscal Month 11 - MAY		-100%	2,061,928	0%	2,053,205	-9%	2,264,093	-5%	2,380,885	5%
Fiscal Month 12 - JUNE		-100%	2,140,636	-2%	2,174,049	-3%	2,252,575	5%	2,147,822	-1%
<b>Total</b>	<b>10,623,387</b>	<b>-51%</b>	<b>21,815,579</b>	<b>-2%</b>	<b>22,254,237</b>	<b>-4%</b>	<b>23,299,407</b>	<b>-2%</b>	<b>23,669,203</b>	<b>1%</b>

COST PER USAGE (\$/KWH)	FY 2024	Y-T-Y	FY 2023	Y-T-Y	FY 2022	Y-T-Y	FY 2021	Y-T-Y	FY 2020	Y-T-Y
Fiscal Month 01 - JULY	\$ 0.24	-4%	\$ 0.25	4%	\$ 0.24	4%	\$ 0.23	0%	\$ 0.23	5%
Fiscal Month 02 - AUGUST	\$ 0.24	0%	\$ 0.24	0%	\$ 0.24	4%	\$ 0.23	0%	\$ 0.23	5%
Fiscal Month 03 - SEPTEMBER	\$ 0.24	0%	\$ 0.24	0%	\$ 0.24	4%	\$ 0.23	0%	\$ 0.23	5%
Fiscal Month 04 - OCTOBER	\$ 0.24	0%	\$ 0.24	-4%	\$ 0.25	9%	\$ 0.23	0%	\$ 0.23	5%
Fiscal Month 05 - NOVEMBER	\$ 0.24	0%	\$ 0.24	-4%	\$ 0.25	9%	\$ 0.23	0%	\$ 0.23	5%
Fiscal Month 06 - DECEMBER	\$ 0.24	-4%	\$ 0.25	0%	\$ 0.25	4%	\$ 0.24	4%	\$ 0.23	5%
Fiscal Month 07 - JANUARY	\$ -	-100%	\$ 0.24	9%	\$ 0.22	-8%	\$ 0.24	4%	\$ 0.23	-4%
Fiscal Month 08 - FEBRUARY	\$ -	-100%	\$ 0.25	0%	\$ 0.25	4%	\$ 0.24	4%	\$ 0.23	0%
Fiscal Month 09 - MARCH	\$ -	-100%	\$ 0.24	-4%	\$ 0.25	4%	\$ 0.24	4%	\$ 0.23	0%
Fiscal Month 10 - APRIL	\$ -	-100%	\$ 0.24	0%	\$ 0.24	0%	\$ 0.24	4%	\$ 0.23	0%
Fiscal Month 11 - MAY	\$ -	-100%	\$ 0.24	0%	\$ 0.24	0%	\$ 0.24	4%	\$ 0.23	0%
Fiscal Month 12 - JUNE	\$ -	-100%	\$ 0.24	0%	\$ 0.24	0%	\$ 0.24	4%	\$ 0.23	0%
<b>Total</b>	<b>\$ 0.24</b>	<b>0%</b>	<b>\$ 0.24</b>	<b>0%</b>	<b>\$ 0.24</b>	<b>0%</b>	<b>\$ 0.24</b>	<b>4%</b>	<b>\$ 0.23</b>	<b>0%</b>



# UTILITIES

## DECEMBER 31, 2023

COST & USAGE - TOTAL - ACCOUNT (OBJECT CODE) 650010: ELECTRICITY & 650020: ALTERNATIVE ENERGY

COST (\$)	FY 2024	Y-T-Y	FY 2023	Y-T-Y	FY 2022	Y-T-Y	FY 2021	Y-T-Y	FY 2020	Y-T-Y
Fiscal Month 01 - JULY	\$ 3,557,626	-6%	\$ 3,795,825	32%	\$ 2,870,247	16%	\$ 2,465,427	-22%	\$ 3,162,865	6%
Fiscal Month 02 - AUGUST	\$ 3,899,091	-14%	\$ 4,534,288	31%	\$ 3,456,507	26%	\$ 2,747,806	-23%	\$ 3,570,025	5%
Fiscal Month 03 - SEPTEMBER	\$ 4,768,807	-13%	\$ 5,485,562	39%	\$ 3,952,432	23%	\$ 3,203,261	-23%	\$ 4,143,574	3%
Fiscal Month 04 - OCTOBER	\$ 4,994,139	-10%	\$ 5,559,953	44%	\$ 3,871,013	26%	\$ 3,069,670	-23%	\$ 4,005,901	-4%
Fiscal Month 05 - NOVEMBER	\$ 4,879,653	-8%	\$ 5,313,812	40%	\$ 3,805,217	23%	\$ 3,082,208	-18%	\$ 3,743,220	-6%
Fiscal Month 06 - DECEMBER	\$ 4,806,111	-3%	\$ 4,957,563	36%	\$ 3,640,993	26%	\$ 2,883,659	-20%	\$ 3,616,121	-7%
Fiscal Month 07 - JANUARY	\$ -	-100%	\$ 4,244,275	26%	\$ 3,359,859	27%	\$ 2,637,231	-18%	\$ 3,220,107	-4%
Fiscal Month 08 - FEBRUARY	\$ -	-100%	\$ 4,331,564	21%	\$ 3,575,001	34%	\$ 2,675,047	-21%	\$ 3,374,801	5%
Fiscal Month 09 - MARCH	\$ -	-100%	\$ 4,412,943	18%	\$ 3,739,612	35%	\$ 2,767,950	-18%	\$ 3,356,920	7%
Fiscal Month 10 - APRIL	\$ -	-100%	\$ 4,400,110	13%	\$ 3,905,765	37%	\$ 2,861,171	8%	\$ 2,647,363	-18%
Fiscal Month 11 - MAY	\$ -	-100%	\$ 4,564,410	3%	\$ 4,442,843	40%	\$ 3,166,476	30%	\$ 2,440,038	-34%
Fiscal Month 12 - JUNE	\$ -	-100%	\$ 4,100,861	-5%	\$ 4,295,301	34%	\$ 3,199,687	38%	\$ 2,315,545	-35%
<b>Total</b>	<b>\$ 26,905,427</b>	<b>-52%</b>	<b>\$ 55,701,166</b>	<b>24%</b>	<b>\$ 44,914,790</b>	<b>29%</b>	<b>\$ 34,759,593</b>	<b>-12%</b>	<b>\$ 39,596,480</b>	<b>-7%</b>

USAGE (KWH)	FY 2024	Y-T-Y	FY 2023	Y-T-Y	FY 2022	Y-T-Y	FY 2021	Y-T-Y	FY 2020	Y-T-Y
Fiscal Month 01 - JULY	9,267,897	3%	8,991,534	3%	8,757,359	7%	8,220,825	-16%	9,733,186	6%
Fiscal Month 02 - AUGUST	10,389,879	-3%	10,725,241	0%	10,693,606	10%	9,684,456	-15%	11,381,153	5%
Fiscal Month 03 - SEPTEMBER	12,820,501	0%	12,867,193	3%	12,493,640	7%	11,629,102	-16%	13,780,636	5%
Fiscal Month 04 - OCTOBER	13,021,590	1%	12,867,660	6%	12,109,003	11%	10,887,739	-19%	13,519,232	2%
Fiscal Month 05 - NOVEMBER	12,117,821	-2%	12,359,296	5%	11,749,263	9%	10,787,924	-14%	12,575,257	1%
Fiscal Month 06 - DECEMBER	11,874,438	2%	11,698,553	7%	10,901,558	7%	10,177,971	-16%	12,175,554	3%
Fiscal Month 07 - JANUARY	-	-100%	9,968,180	1%	9,873,719	10%	8,983,590	-14%	10,461,229	4%
Fiscal Month 08 - FEBRUARY	-	-100%	10,292,158	2%	10,095,468	12%	8,974,647	-16%	10,715,920	5%
Fiscal Month 09 - MARCH	-	-100%	10,648,937	3%	10,340,980	13%	9,146,984	-12%	10,374,397	1%
Fiscal Month 10 - APRIL	-	-100%	10,986,698	5%	10,460,179	12%	9,362,382	21%	7,748,446	-26%
Fiscal Month 11 - MAY	-	-100%	11,854,165	2%	11,589,817	10%	10,571,604	44%	7,317,724	-38%
Fiscal Month 12 - JUNE	-	-100%	10,663,674	0%	10,614,542	4%	10,227,339	37%	7,458,440	-33%
<b>Total</b>	<b>69,492,126</b>	<b>-48%</b>	<b>133,923,289</b>	<b>3%</b>	<b>129,679,134</b>	<b>9%</b>	<b>118,654,563</b>	<b>-7%</b>	<b>127,241,174</b>	<b>-6%</b>

COST PER USAGE (\$/KWH)	FY 2024	Y-T-Y	FY 2023	Y-T-Y	FY 2022	Y-T-Y	FY 2021	Y-T-Y	FY 2020	Y-T-Y
Fiscal Month 01 - JULY	\$ 0.38	-10%	\$ 0.42	27%	\$ 0.33	10%	\$ 0.30	-6%	\$ 0.32	0%
Fiscal Month 02 - AUGUST	\$ 0.38	-10%	\$ 0.42	31%	\$ 0.32	14%	\$ 0.28	-10%	\$ 0.31	0%
Fiscal Month 03 - SEPTEMBER	\$ 0.37	-14%	\$ 0.43	34%	\$ 0.32	14%	\$ 0.28	-7%	\$ 0.30	-3%
Fiscal Month 04 - OCTOBER	\$ 0.38	-12%	\$ 0.43	34%	\$ 0.32	14%	\$ 0.28	-7%	\$ 0.30	-3%
Fiscal Month 05 - NOVEMBER	\$ 0.40	-7%	\$ 0.43	34%	\$ 0.32	10%	\$ 0.29	-3%	\$ 0.30	-6%
Fiscal Month 06 - DECEMBER	\$ 0.40	-5%	\$ 0.42	27%	\$ 0.33	18%	\$ 0.28	-7%	\$ 0.30	-9%
Fiscal Month 07 - JANUARY	\$ -	-100%	\$ 0.43	26%	\$ 0.34	17%	\$ 0.29	-6%	\$ 0.31	-6%
Fiscal Month 08 - FEBRUARY	\$ -	-100%	\$ 0.42	20%	\$ 0.35	17%	\$ 0.30	-3%	\$ 0.31	-3%
Fiscal Month 09 - MARCH	\$ -	-100%	\$ 0.41	14%	\$ 0.36	20%	\$ 0.30	-6%	\$ 0.32	3%
Fiscal Month 10 - APRIL	\$ -	-100%	\$ 0.40	8%	\$ 0.37	19%	\$ 0.31	-9%	\$ 0.34	10%
Fiscal Month 11 - MAY	\$ -	-100%	\$ 0.39	3%	\$ 0.38	27%	\$ 0.30	-9%	\$ 0.33	6%
Fiscal Month 12 - JUNE	\$ -	-100%	\$ 0.38	-5%	\$ 0.40	29%	\$ 0.31	0%	\$ 0.31	-3%
<b>Total</b>	<b>\$ 0.39</b>	<b>-7%</b>	<b>\$ 0.42</b>	<b>20%</b>	<b>\$ 0.35</b>	<b>21%</b>	<b>\$ 0.29</b>	<b>-6%</b>	<b>\$ 0.31</b>	<b>-3%</b>