



OFFICE OF THE

Deputy Superintendent

Stakeholder Input

SPP/APR Indicator 5

Education Environments (School Age)

Monitoring and Compliance Branch



Overview

SPP/APR

- The State Performance Plan (SPP)/Annual Performance Report (APR) is developed in six year intervals.
- It is a single document that measures the State's efforts in meeting the Individuals with Disabilities Education Improvement Act of 2004 (IDEA).

Resources

- SPP/APR FFY 2020 on [*HIDOE's website*](#)
- [*FFY 2020 Part B Indicator Measurement Table*](#) for submission beginning in February 2022



Requirements for Baselines & Targets

Baselines

State can reset the baselines if:

- Calculation methodology changed.
- Data measurement method or process is revised.

Targets

Targets Must:

- Be rigorous, yet achievable.
- Show improvement over baseline.
- Be set with the advice of stakeholders.
- Be rooted in, and build on, past experience when possible.



Setting New Targets Process

Review the longitudinal data and consider:

- What was the baseline last indicated?
 - Review the data since baseline.
- What were the targets?
- Did the state meet the targets?
- Has there been progress or slippage over time?
- What are the data now in relation to target and to baseline?
- Are there any initiatives that may impact the outcomes for this indicator?



Things to Consider

Are the proposed targets rigorous and achievable?

Provide any suggestions that may help improve outcomes for this indicator.

In what way(s) might teachers, administrators, parents, or other stakeholders assist the HIDOE in increasing the inclusion rate?



Target Setting Method

Average Increase Method

Average increase method is one of Office of Special Education Programs (OSEP)'s recommended methods to set targets.

- Figure average growth/change from year to year and add to the current data.



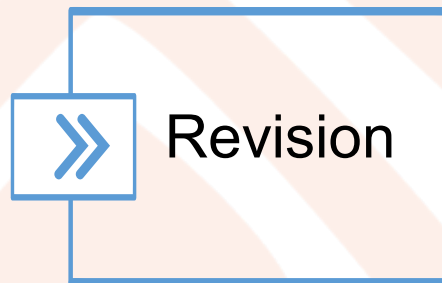


Indicator 5: School-Age Least Restrictive Environment

New Requirements



- Percent of children with IEPs aged 6 through 21 served:
- A. Inside the regular class 80% or more of the day;
 - B. Inside the regular class less than 40% of the day;
and
 - C. In separate schools, residential facilities, or
homebound/hospital placements.



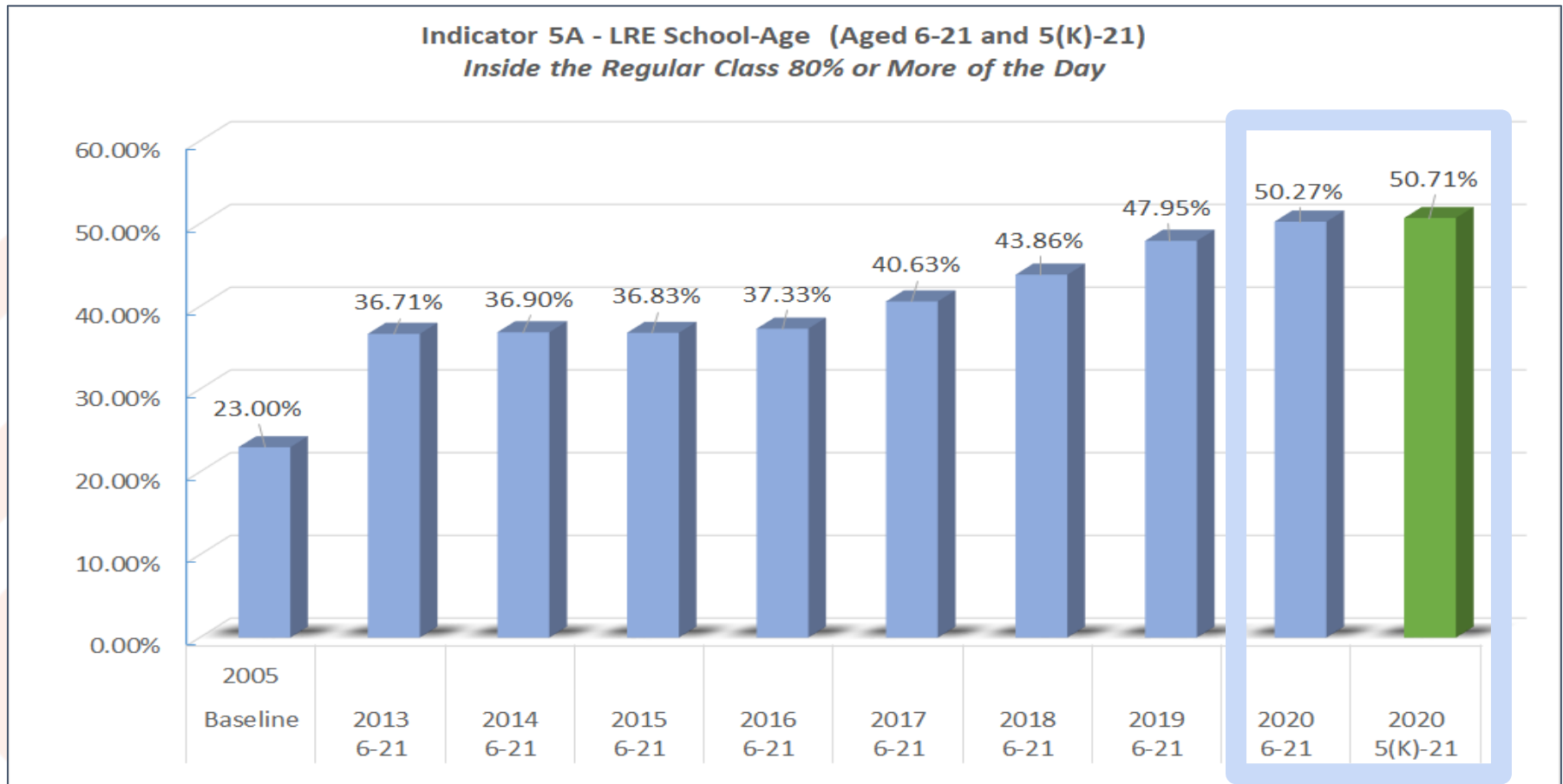
- Percent of children with IEPs aged **5 who are enrolled in kindergarten and** aged 6 through 21 served:
- A. Inside the regular class 80% or more of the day;
 - B. Inside the regular class less than 40% of the day;
and
 - C. In separate schools, residential facilities, or
homebound/hospital placements.



Review Longitudinal Data for Indicator 5A

Percent of children with IEPs aged 5 who are enrolled in Kindergarten and aged 6 through 21 served:

A. Inside the regular class 80% or more of the day





Propose Targets for Indicator 5A

Percent of children with IEPs aged 5 who are enrolled in Kindergarten and aged 6 through 21 served:

A. Inside the regular class 80% or more of the day

Indicator 5	2005	FFY	2013	2014	2015	2016	2017	2018	2019	2020	2021
A	Baseline	Target >=	37.00	39.00	41.00	47.00	52.00	57.00	57.00	New Baseline	50.71+1.87= 52.58 Propose 53.00%
A	23.00	Data	36.71	36.90	36.83	37.33	40.63	43.85	47.95	50.71 50.27 (6-21)	
		Data Change Avg: +/-		+0.19	-0.07	+0.50	+3.30	+3.22	+4.10		

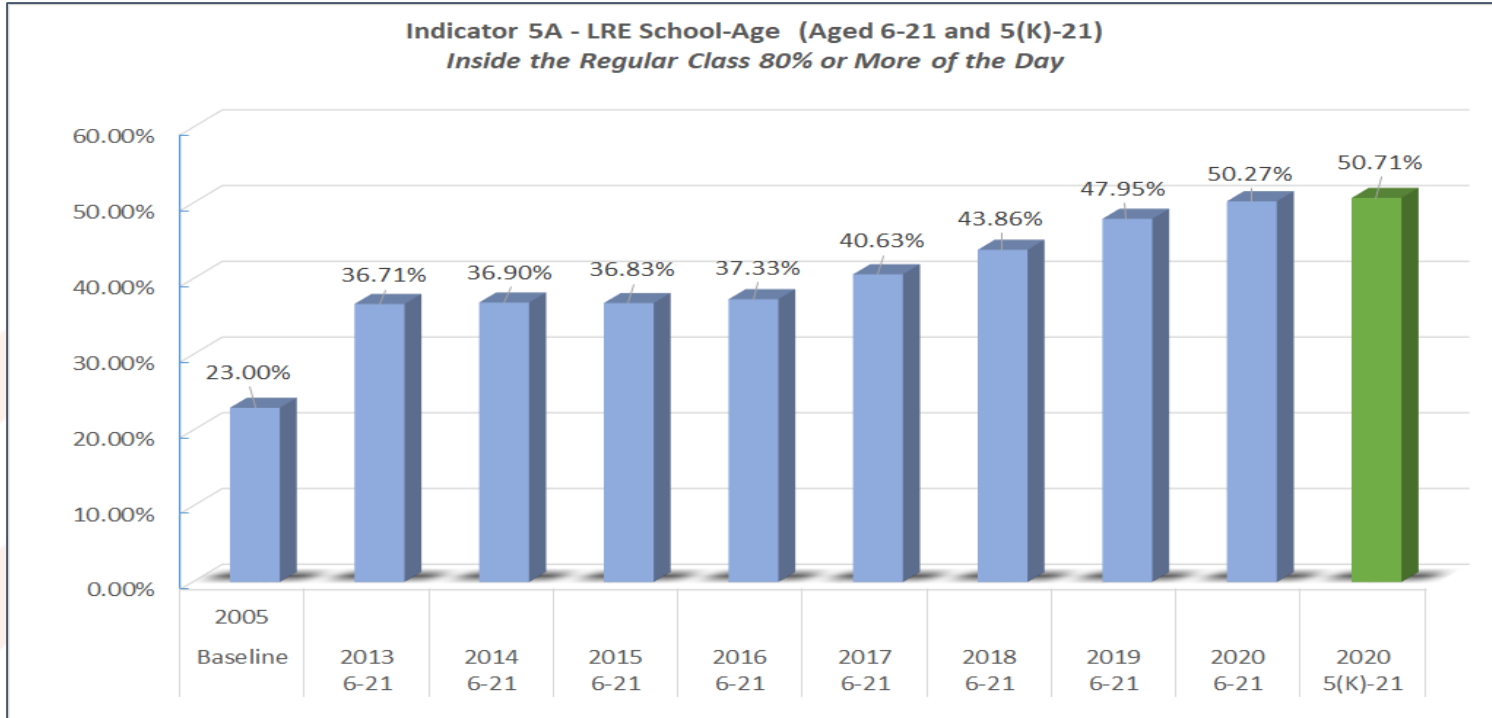
Look at the overall change from 2013-2019

- Overall change is **+1.87** = 11.24/6 (# of years)
- Recommended Targets: Add a constant yearly increase of 1.87 (round up to 2).



Proposed Targets for Indicator 5A

A. Inside the regular class 80% or more of the day



New Baseline
FFY 2020
50.71%

Proposed Target
FFY 2021
53.00%

FFY 2022
55.00%

FFY 2023
57.00%

FFY 2024
59.00%

FFY 2025
61.00%

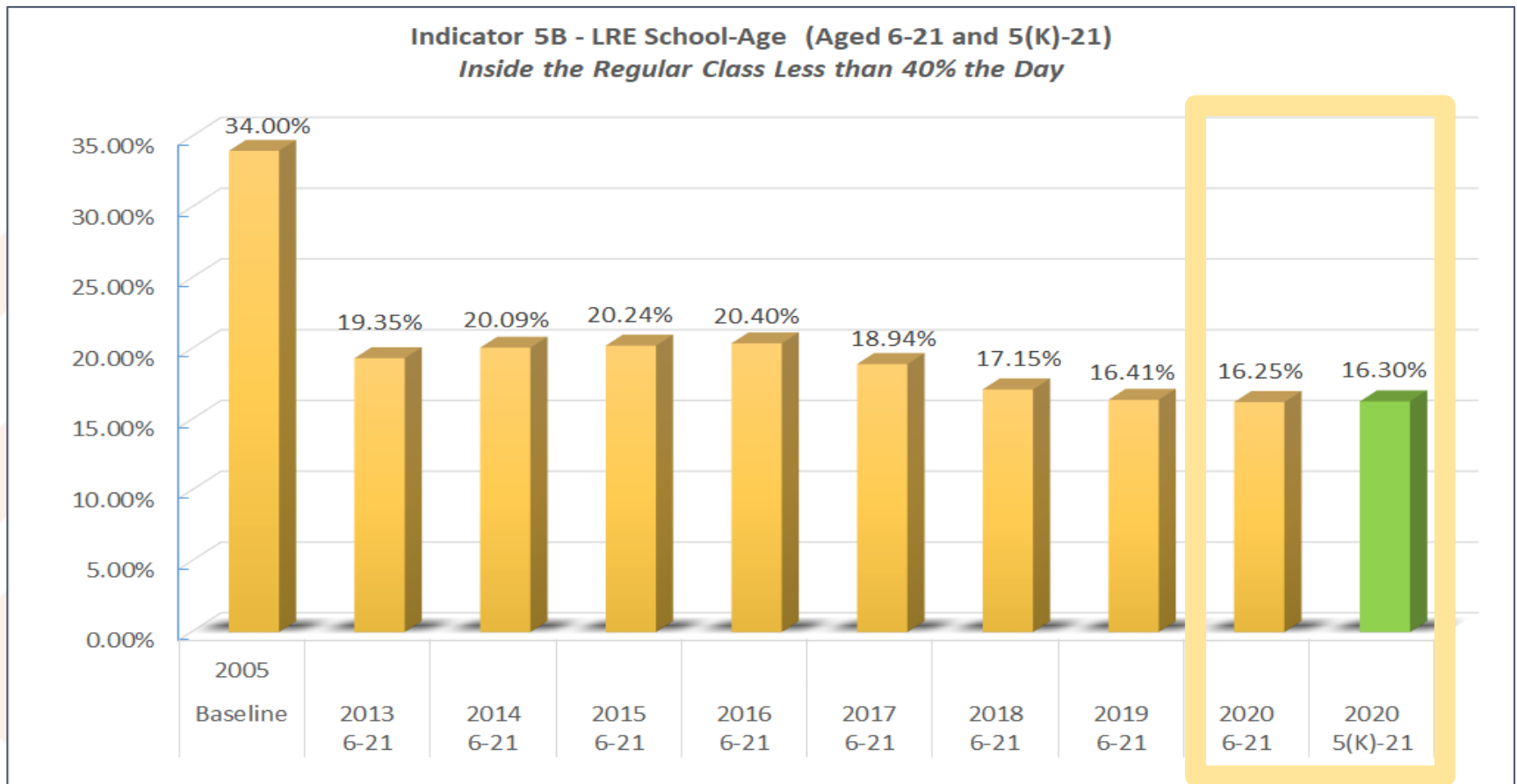
Increase by 2% each year



Review Longitudinal Data for Indicator 5B

Percent of children with IEPs aged 5 who are enrolled in Kindergarten and aged 6 through 21 served:

B. Inside the regular class less than 40% of the day





Propose Target for Indicator 5B

Percent of children with IEPs aged 5 who are enrolled in Kindergarten and aged 6 through 21 served:

B. Inside the regular class less than 40% of the day

Indicator 5	2005	FFY	2013	2014	2015	2016	2017	2018	2019	2020	2021
B	Baseline	Target <=	19.00	18.00	17.00	16.00	15.00	14.00	14.00	New Baseline	16.30-0.50= 15.80 Propose 15.80%
B	34.00	Data	19.35	20.09	20.24	20.40	18.94	17.14	16.41	16.30 16.25 (6-21)	
		Data Change Avg: +/-		+0.74	+0.15	+0.16	-1.46	-1.80	-0.73		

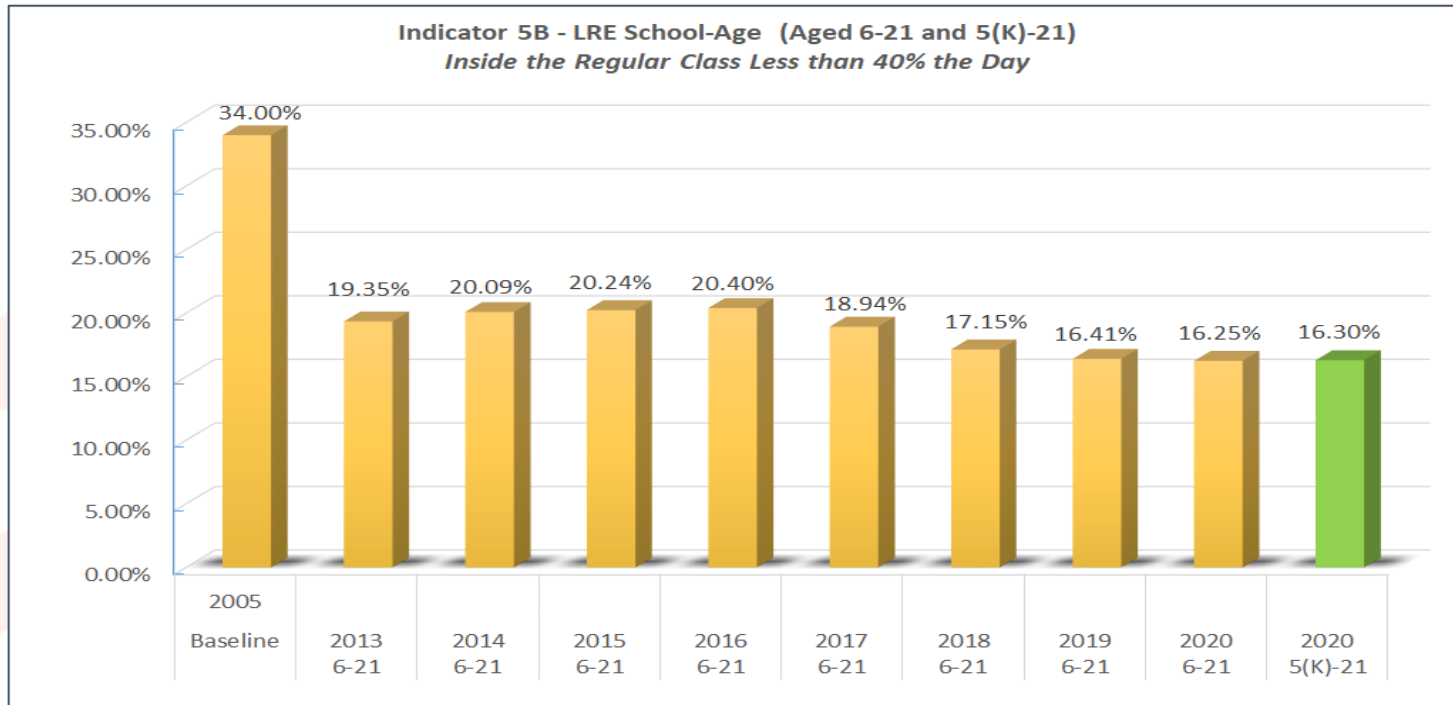
Look at the overall change from 2013-2019

- Overall change is **+0.49** = -2.94/6 (# of years)
- Recommended Targets: Subtract a constant yearly decrease of 0.49 (round up to .50).



Proposed Targets for Indicator 5B

B. Inside the regular class less than 40% of the day



New Baseline

FFY 2020

16.30%

Proposed Target

FFY 2021

15.80%

FFY 2022

15.30%

FFY 2023

14.80%

FFY 2024

14.30%

FFY 2025

13.80%

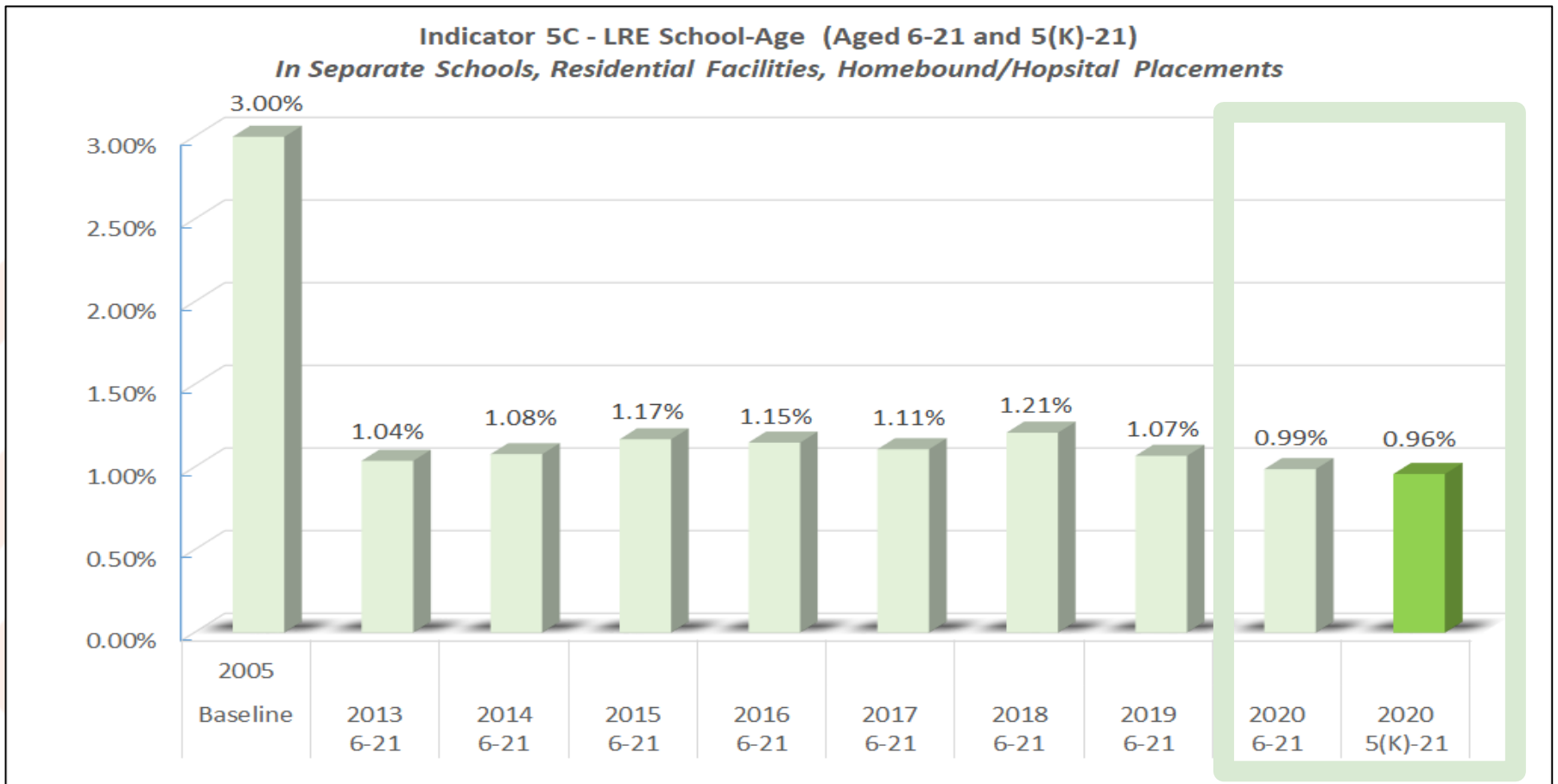
Decrease by 0.50% each year



Review Longitudinal Data for Indicator 5C

Percent of children with IEPs aged 5 who are enrolled in Kindergarten and aged 6 through 21 served:

C. In separate schools, residential facilities, or homebound/hospital placements





Propose Target for Indicator 5C

Percent of children with IEPs aged 5 who are enrolled in Kindergarten and aged 6 through 21 served:

C. In separate schools, residential facilities, or homebound/hospital placements

Indicator 5	2005	FFY	2013	2014	2015	2016	2017	2018	2019	2020	2021
C	Baseline	Target <=	2.00	2.00	1.50	1.50	1.50	1.50	1.50	New Baseline	0.96-0.005= 0.955 Propose 0.955%
C	3.00	Data	1.04	1.08	1.17	1.15	1.11	1.21	1.07	0.96 0.99 (6-21)	
		Data Change <i>Avg: +/-</i>		+0.04	+0.09	-0.02	-0.04	+0.10	-0.14		

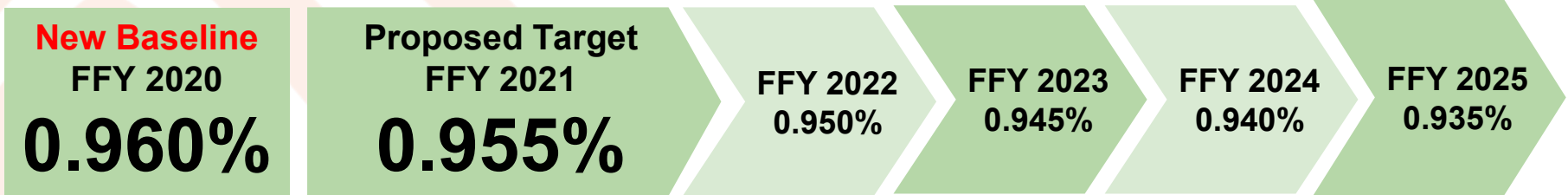
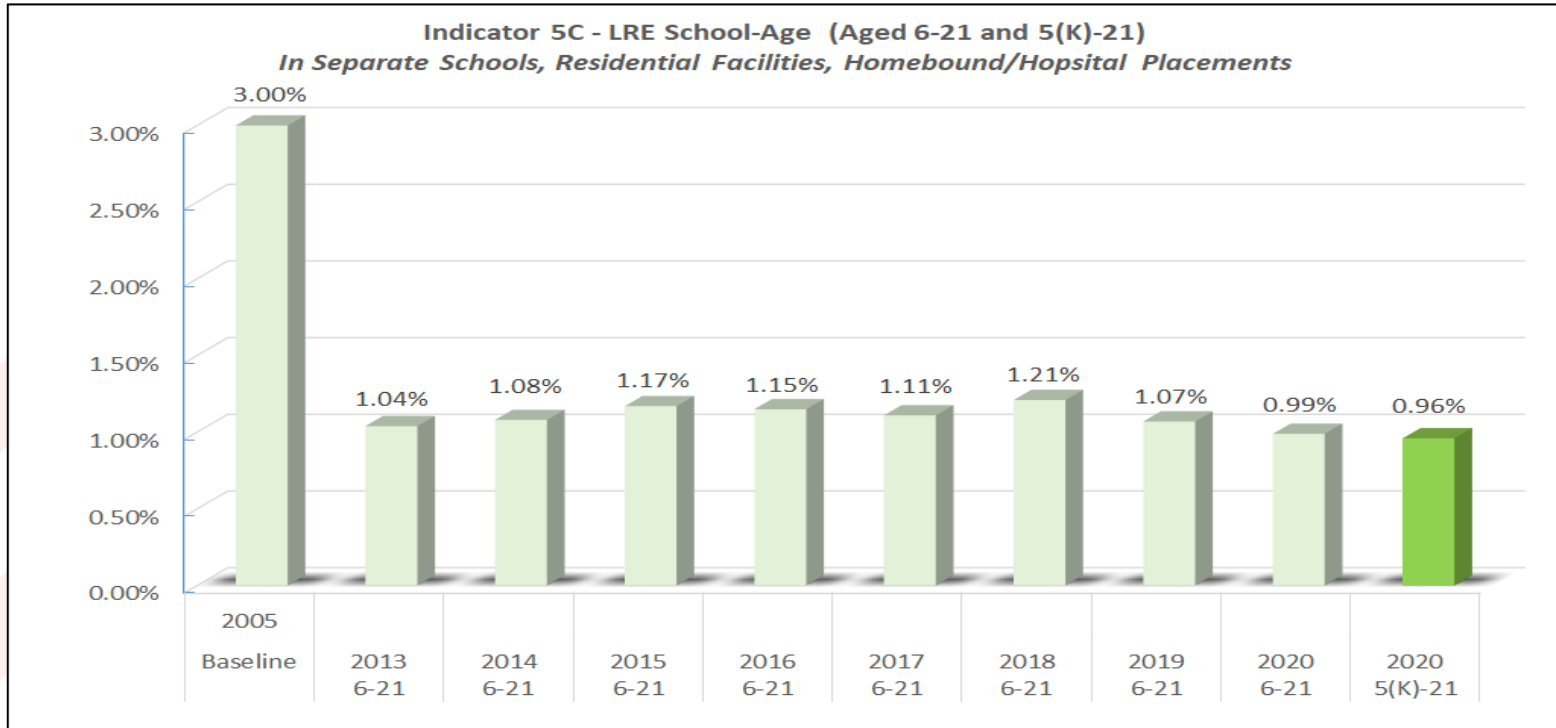
Look at the overall change from 2013-2019

- Overall change is **+0.005** = +0.03/6 (# of years)
- Recommended Targets: Subtract a constant yearly decrease of 0.005.



Proposed Targets for Indicator 5C

C. In separate schools, residential facilities, or homebound/hospital placements



Decrease by 0.005% each year



Your Input

- Are the proposed targets rigorous and achievable?
- Provide any suggestions that may help improve outcomes for this indicator.
- In what way(s) might teachers, administrators, parents, or other stakeholders assist the HIDOE in increasing the inclusion rate?
- [Indicator 5 Feedback Form](#)

Questions, please contact the Monitoring and Compliance Branch at macb@k12.hi.us or at 808-307-3600.