



OFFICE OF THE
Deputy Superintendent

Stakeholder Input

SPP/APR Indicator 7 Preschool Outcomes

Monitoring and Compliance Branch



Overview

<h2>SPP/APR</h2>	<h2>Resources</h2>
<ul style="list-style-type: none"><li data-bbox="137 454 900 715">• The State Performance Plan (SPP)/Annual Performance Report (APR) is developed in six year intervals.<li data-bbox="137 815 919 1229">• It is a single document that measures the State's efforts in meeting the Individuals with Disabilities Education Improvement Act of 2004 (IDEA).	<ul style="list-style-type: none"><li data-bbox="1006 454 1630 572">• SPP/APR FFY 2020 on <u><i>HIDOE's website</i></u><li data-bbox="1006 722 1727 986">• <u><i>FFY 2020 Part B Indicator Measurement Table</i></u> for submission beginning in February 2022



Requirements for Baselines & Targets

Baselines

State can reset the baselines if:

- Calculation methodology changed.
- Data measurement method or process is revised.

Targets

Targets Must:

- Be rigorous, yet achievable.
- Show improvement over baseline.
- Be set with the advice of stakeholders.
- Be rooted in, and build on, past experience when possible.



Setting New Targets Process

Review the longitudinal data and consider:

- What was the baseline last indicated?
 - Review the data since baseline.
- What were the targets?
- Did the state meet the targets?
- Has there been progress or slippage over time?
- What are the data now in relation to target and to baseline?
- Are there any initiatives that may impact the outcomes for this indicator?



Things to Consider

Are the proposed targets rigorous and achievable?

Provide any suggestions that may help improve outcomes for this indicator.

In what way(s) might teachers, administrators, parents, or other stakeholders assist the HDOE in increasing preschool outcomes?



Target Setting Method

Start With the End Goal is one of Office of Special Education Programs (OSEP)'s recommended methods to set targets.

- Where are we now?
- Have we made progress or had slippage since last baseline?
- Where do we want to be at the end of the six year cycle?





Indicator 7: Preschool Outcomes

Measures the percent of children aged 3 through 5 with Individualized Education Programs (IEPs) who demonstrate improved:

- A. Positive social-emotional skills (including social relationships);
- B. Acquisition and use of knowledge and skills (including early language/communication and early literacy); and
- C. Use of appropriate behaviors to meet their needs.



Five Progress Categories

Calculated from data entered into Teaching Strategies GOLD from when the child enters and exits the preschool program for students with disabilities.

The percent of children who:

- a) Did not improve functioning
- b) Improved functioning, but not sufficient to move nearer to functioning comparable to same-aged peers
- c) Improved functioning to a level nearer to same-aged peers, but did not reach it
- d) Improved functioning to reach a level comparable to same-aged peers
- e) Maintained functioning at a level comparable to same-aged peers



Outcome Summary Statements

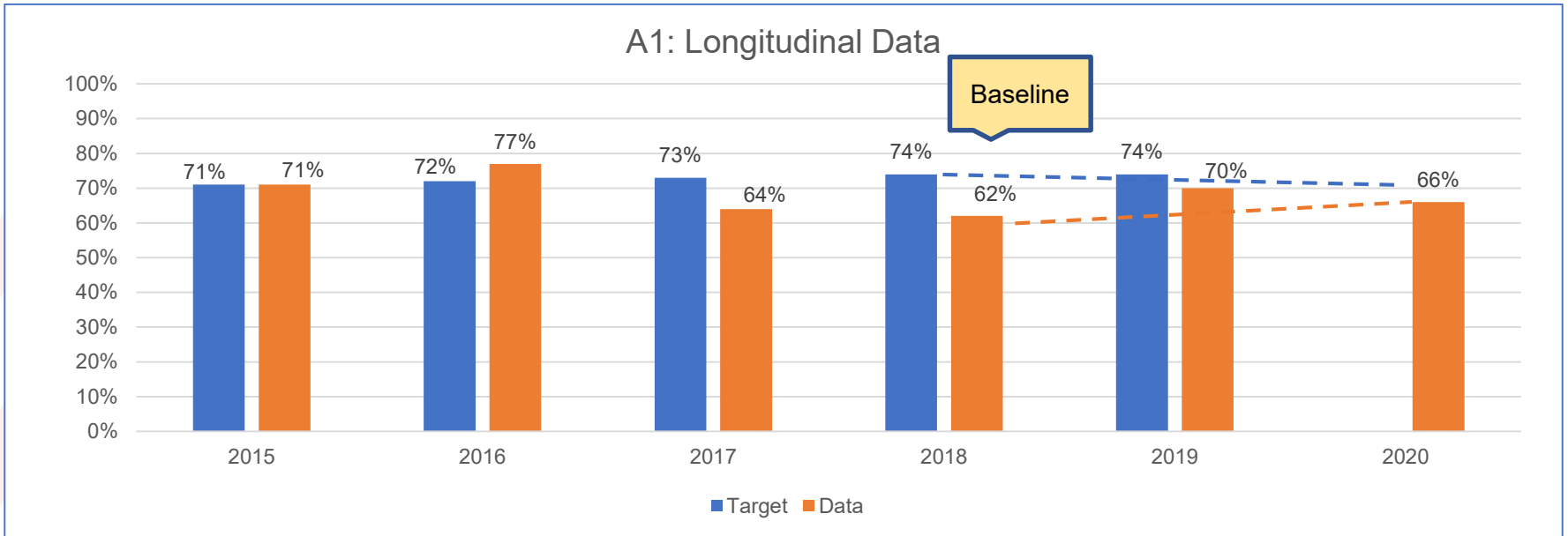
For each Outcome area, the progress categories are calculated, as required by OSEP, into the following summary statements:

- ❑ **Summary Statement 1:** Of those children who entered the program below age expectations in each Outcome, the percent who *substantially increased their rate of growth* by the time they exited the program.
- ❑ **Summary Statement 2:** The percent of children who *were functioning within age expectations in each Outcome* by the time they exited the program.



Propose Targets for 7A1: Positive Social-Emotional Skills

A1. Of those preschool children who entered or exited the preschool program below age expectations in Outcome A, the percent who substantially increased their rate of growth by the time they turned 6 years of age or exited the program.



A1
FFY 2018 Baseline
62%

Proposed Target
FFY 2020
66%

FFY 2021
68%

FFY 2022
70%

FFY 2023
72 %

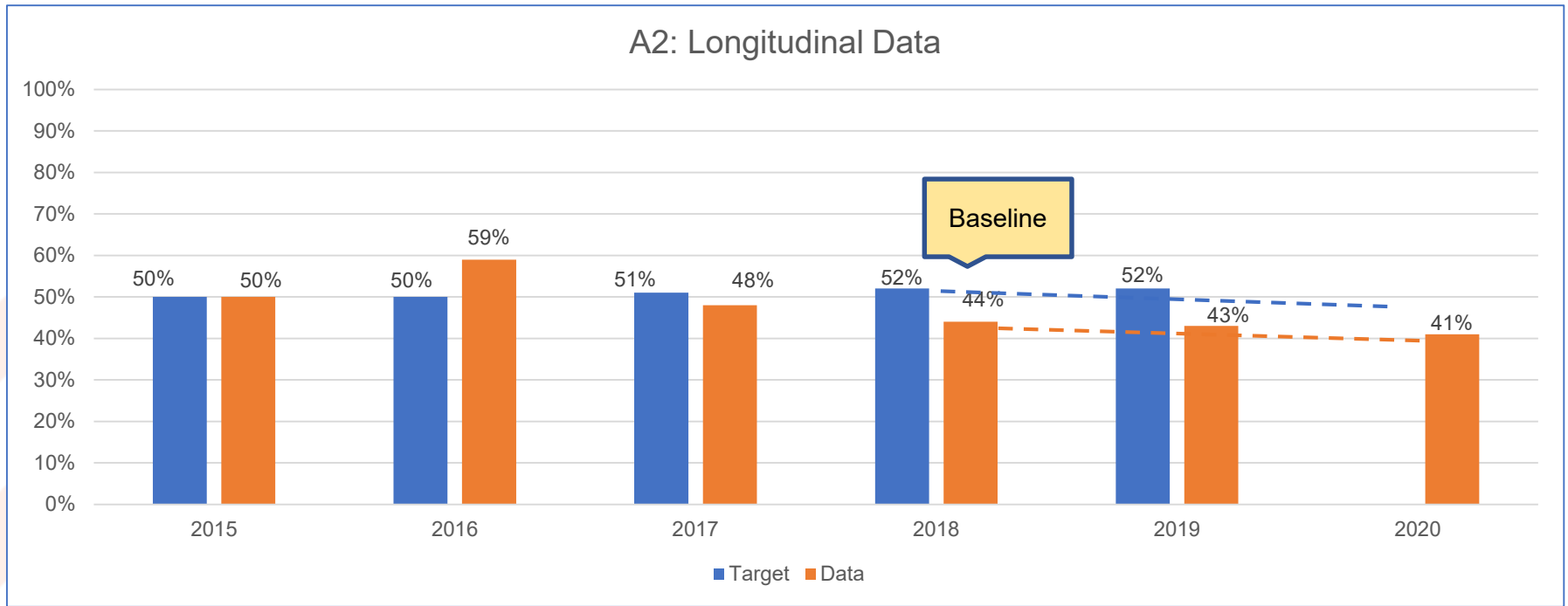
FFY 2024
74%

FFY 2025
76%



Propose Targets for 7A2: Positive Social-Emotional Skills

A2. The percent of preschool children who were functioning within age expectations in Outcome A by the time they turned 6 years of age or exited the program.



A2
FFY 2018 Baseline
44%

Proposed Target
FFY 2020
45%

FFY 2021
46%

FFY 2022
47 %

FFY 2023
48 %

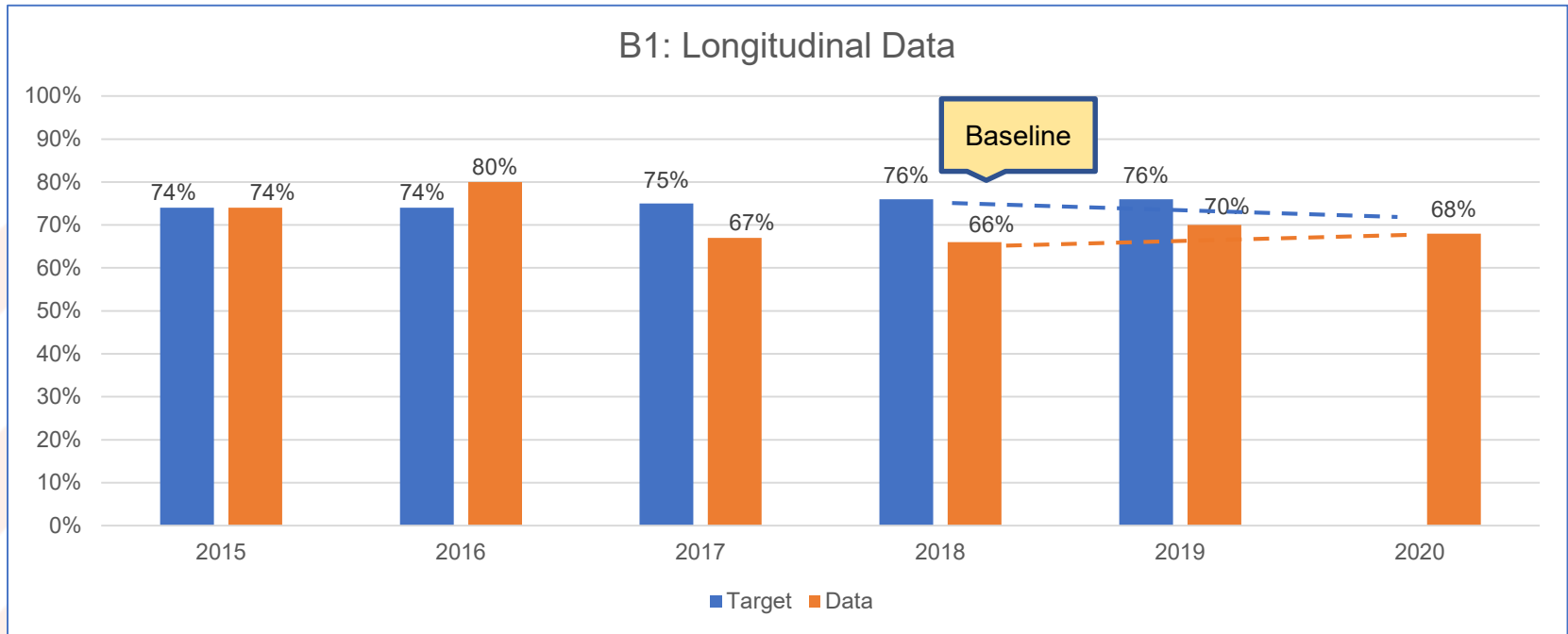
FFY 2024
49 %

FFY 2025
50%



Propose Targets for 7B1: Acquisition and Use of Knowledge and Skills

B1. Of those children who entered the program below age expectations in Outcome B, the percent who substantially increased their rate of growth by the time they exited the program.



B1
FFY 2018 Baseline
66%

Proposed Target
FFY 2020
68%

FFY 2021
70%

FFY 2022
72%

FFY 2023
74%

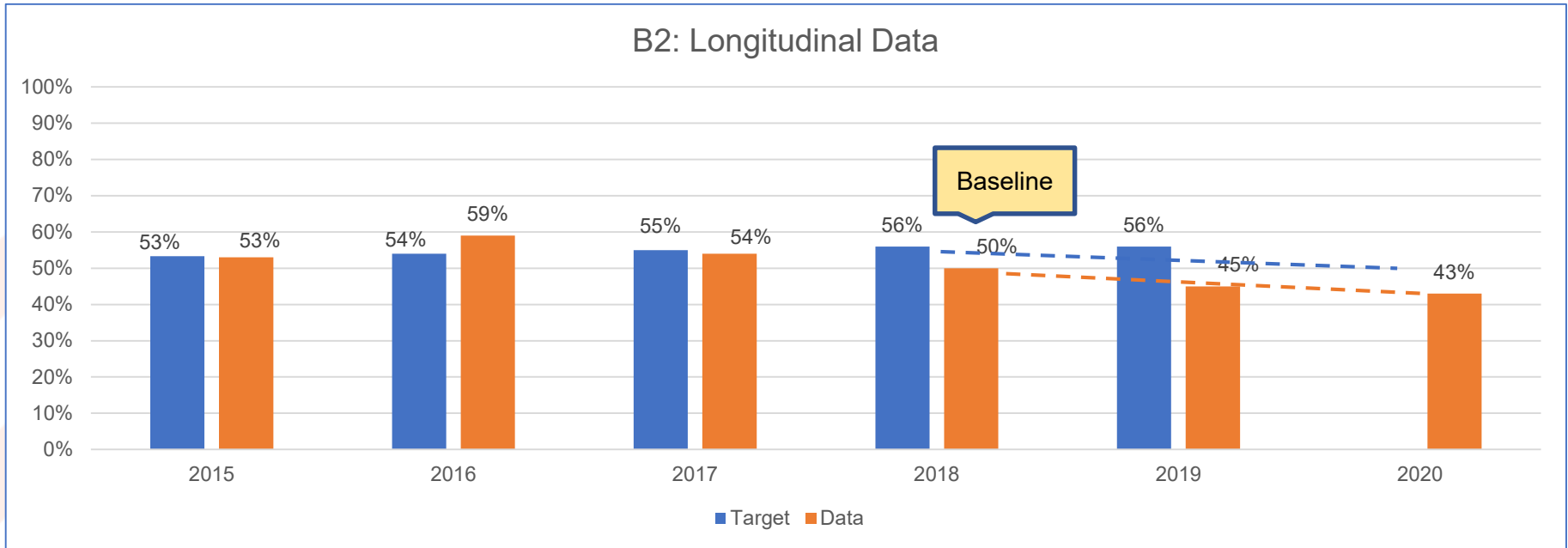
FFY 2024
76%

FFY 2025
78%



Propose Targets for 7B2: Acquisition and Use of Knowledge and Skills

B2. The percent of children who were functioning within age expectations in Outcome B by the time they exited the program.



B2
FFY 2018 Baseline
50%

Proposed Target
FFY 2020
51%

FFY 2021
52%

FFY 2022
53%

FFY 2023
54%

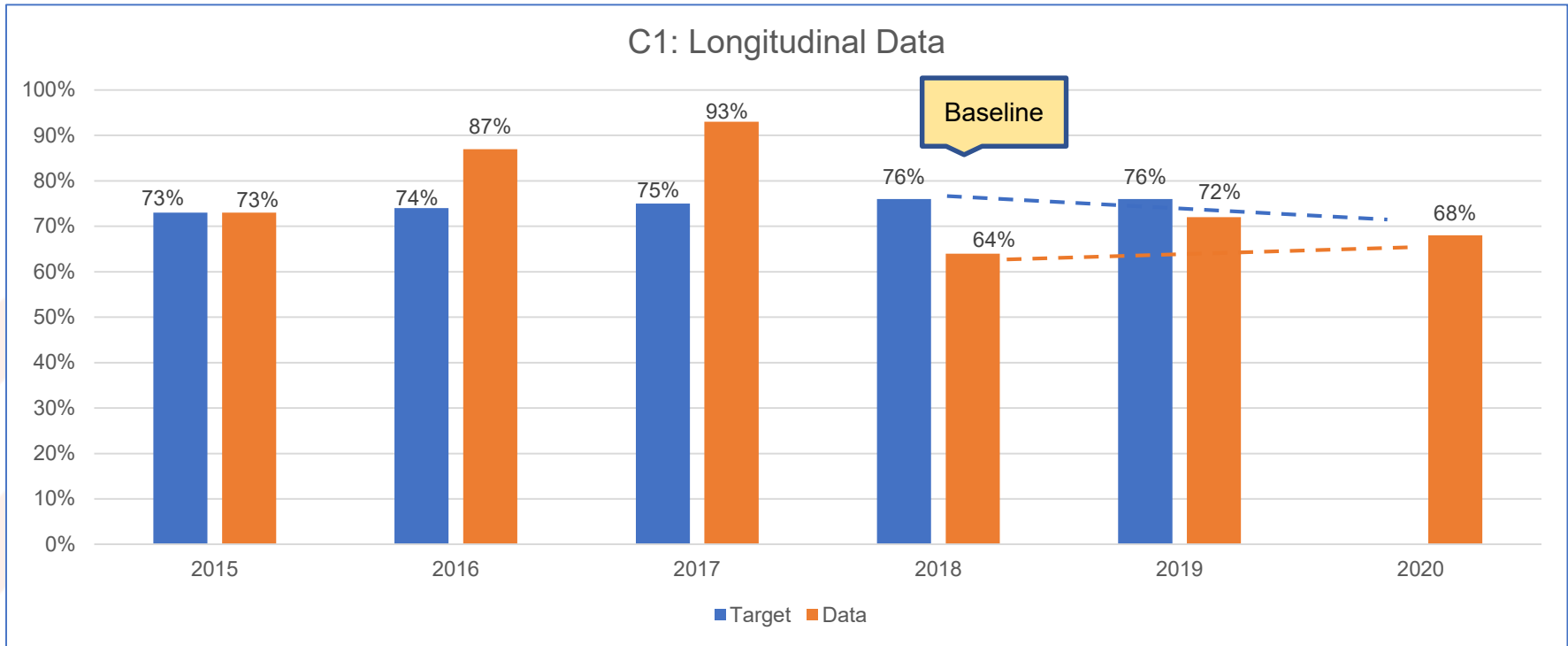
FFY 2024
55%

FFY 2025
56%



Propose Targets for 7C1: Use of Appropriate Behaviors to Meet Their Needs

C1. Of those children who entered the program below age expectations in Outcome C, the percent who substantially increased their rate of growth by the time they exited the program.



C1
FFY 2018 Baseline
64%

Proposed Target
FFY 2020
68%

FFY 2021
70%

FFY 2022
72%

FFY 2023
74%

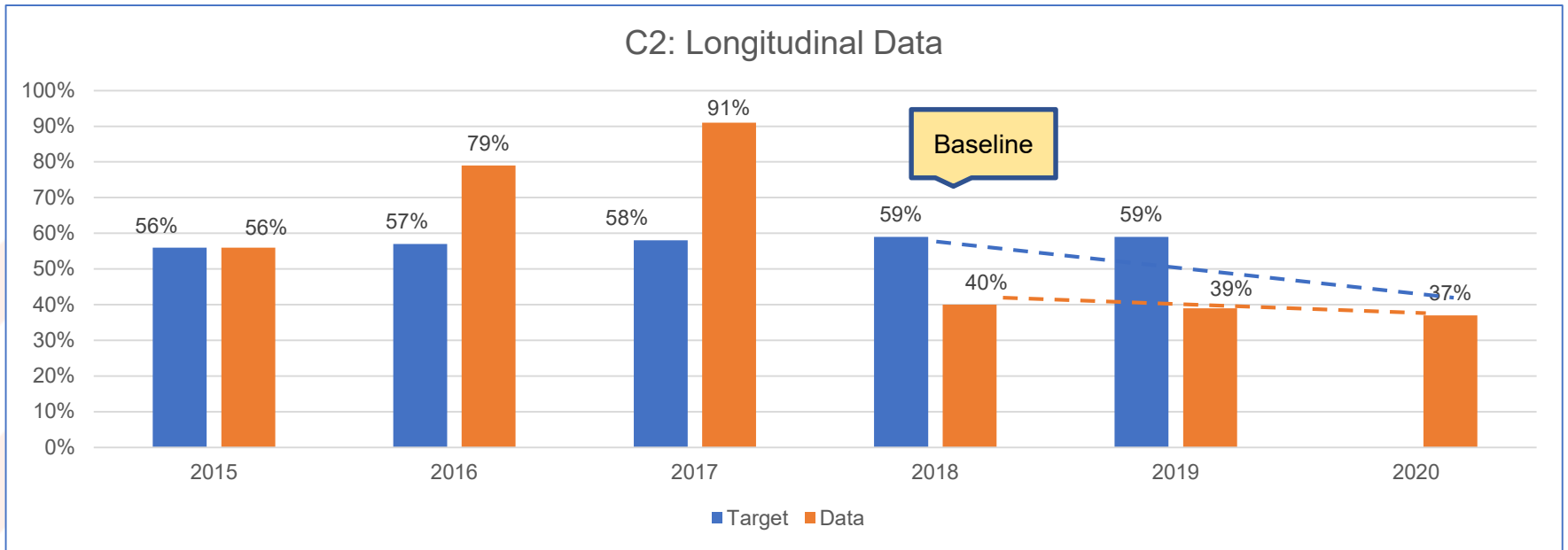
FFY 2024
76%

FFY 2025
78%



Propose Targets for 7C2: Use of Appropriate Behaviors to Meet Their Needs

C2. The percent of children who were functioning within age expectations in Outcome C by the time they exited the program.



C2
FFY 2018 Baseline
40%

Proposed Target
FFY 2020
41%

FFY 2021
42%

FFY 2022
43%

FFY 2023
44%

FFY 2024
45%

FFY 2025
46%



Your Input

- Are the proposed targets rigorous and achievable?
- Provide any suggestions that may help improve outcomes for this indicator.
- In what way(s) might teachers, administrators, parents, or other stakeholders assist the HIDOE in improving performance on the three preschool outcomes data?
- [Indicator 7 Feedback Form](#)

Questions, please contact the Monitoring and Compliance Branch at macb@k12.hi.us or at 808-307-3600.