

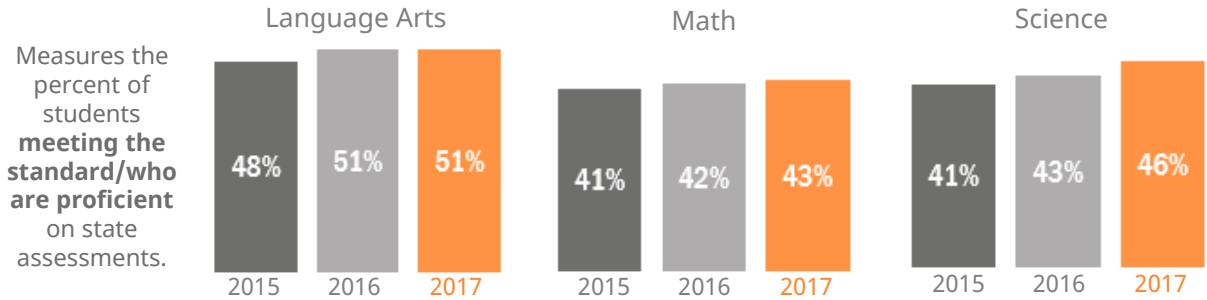


# Strive HI Statewide Snapshot

This annual summary of the state's performance on key indicators of student success shows the state's progress on the Strategic Plan and federally-required indicators under the Every Student Succeeds Act. These results help inform action for teachers, principals, community members, and other stakeholders.



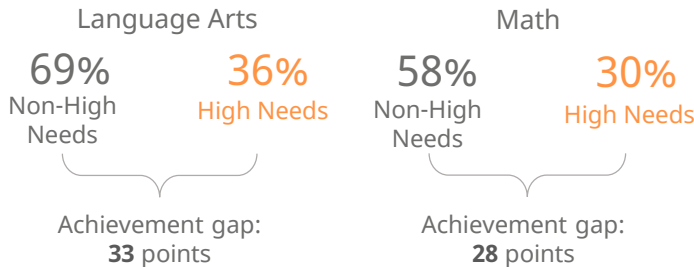
## How are students performing in each subject?



## How are student subgroups performing?

**High Needs:**  
English learners, economically disadvantaged, and students receiving special education services.

**Non-High Needs:**  
All other students.



**38%** of students learning English are **on-track** to English language proficiency

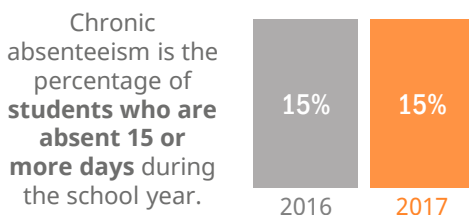


## How many students are prepared for transition?

- 65% of **3<sup>rd</sup> graders** read near, at, or on grade level
- 67% of **8<sup>th</sup> graders** read near, at, or on grade level
- 91% of 9<sup>th</sup> grade students were **promoted** to 10<sup>th</sup> grade on-time
- 42% of students completed a **Career & Technical Education** program by 12<sup>th</sup> grade
- 83% of students **graduated** on-time
- 55% of students enrolled in **postsecondary institutions** the fall after graduation



## How many students missed 15 or more days of school?



## Do students feel safe at school?

