
School Quality Survey

William P. Jarrett Middle

Spring 2016

Hawaii Department of Education
Office of Strategy, Innovation, and Performance
Assessment and Accountability Branch
Accountability Section

Publication Date: July 2016

School survey size and return rate:

Group	# Distributed	# Returned	Return Rate (%)
Students:	155	134	86.4%
Parents	155	47	30.3%
Teachers:	23	23	100.0%

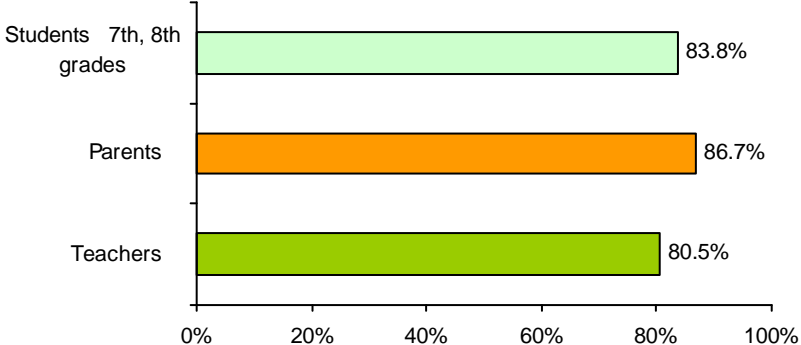
SQS Summary Table

Dimension	Group		Percent (%) Response			
			Average (7-1)	Positive (> 4.0)	Neutral (= 4.0)	Negative (< 4.0)
A. Safety	Students	7th, 8th grades	5.6	83.8%	13.7%	2.3%
	Parents		5.6	86.7%	11.8%	1.4%
	Teachers		5.5	80.5%	8.2%	11.1%
B. Well-Being	Students	7th, 8th grades	5.4	75.1%	16.7%	8.1%
	Parents		5.8	88.8%	9.3%	1.7%
	Teachers		5.2	78.1%	8%	13.7%
C. Satisfaction	Students	7th, 8th grades	5.7	87.8%	9.3%	2.7%
	Parents		5.7	86.1%	11.1%	2.6%
	Teachers		4.8	63.6%	16.3%	20%
D. Involvement/Engagement	Students	7th, 8th grades	5.1	65.8%	24.5%	9.5%
	Parents		5.8	88.2%	9.6%	2.1%
	Teachers		5.2	78.1%	10.9%	10.9%

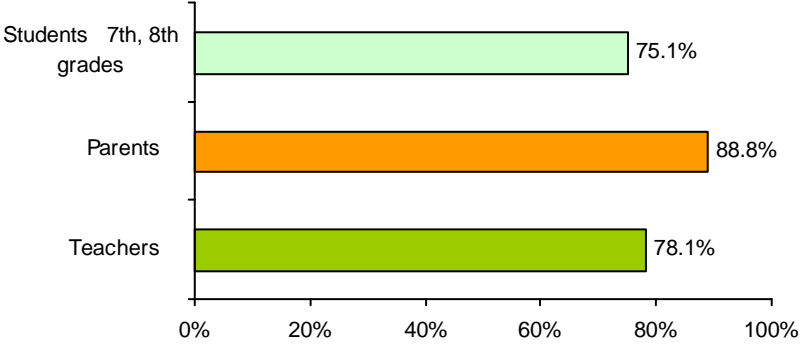
SQS Summary Figure

Dimension	Group	Percent Positive Response
-----------	-------	---------------------------

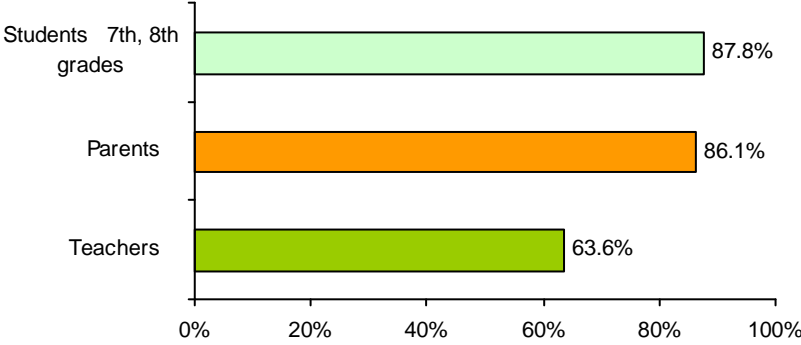
A. Safety



B. Well-Being



C. Satisfaction



D. Involvement/Engagement



Middle/Intermediate School Student Survey

A. Safety

	Completely Agree (7)	Strongly Agree (6)	Agree (5)	Neutral (4)	Disagree (3)	Strongly Disagree (2)	Completely Disagree (1)	N	Average Rating
1. I feel safe at school.	47 35.3%	43 32.3%	37 27.8%	6 4.5%	0 0.0%	0 0.0%	0 0.0%	133 100%	6.0
2. Students at my school who violate safety rules are disciplined.	34 25.4%	29 21.6%	40 29.9%	26 19.4%	2 1.5%	2 1.5%	1 0.7%	134 100%	5.4
3. I feel safe from the bullying behavior of students at my school.	25 18.8%	29 21.8%	41 30.8%	27 20.3%	6 4.5%	1 0.8%	4 3.0%	133 100%	5.2
4. I feel the school grounds and facilities are safe for students.	38 28.4%	45 33.6%	36 26.9%	15 11.2%	0 0.0%	0 0.0%	0 0.0%	134 100%	5.8
5. If I ever got sick at school, someone would take care of me.	40 29.9%	25 18.7%	42 31.3%	24 17.9%	3 2.2%	0 0.0%	0 0.0%	134 100%	5.6
6. There are clear rules to ensure students' safety at school.	57 43.2%	26 19.7%	37 28.0%	12 9.1%	0 0.0%	0 0.0%	0 0.0%	132 100%	6.0
Dimension Totals:	241 30.1%	197 24.6%	233 29.1%	110 13.8%	11 1.4%	3 0.4%	5 0.6%	800 100%	5.6

B. Well-Being

	Completely Agree (7)	Strongly Agree (6)	Agree (5)	Neutral (4)	Disagree (3)	Strongly Disagree (2)	Completely Disagree (1)	N	Average Rating
7. I have friends at school who care about me.	75 56.0%	26 19.4%	23 17.2%	9 6.7%	1 0.7%	0 0.0%	0 0.0%	134 100%	6.2
8. My teachers give me help on classwork when I need it.	67 50.0%	30 22.4%	31 23.1%	6 4.5%	0 0.0%	0 0.0%	0 0.0%	134 100%	6.2
9. If I feel bad, I can get help from the school staff.	45 33.6%	32 23.9%	27 20.1%	21 15.7%	3 2.2%	1 0.7%	5 3.7%	134 100%	5.5
10. I usually get a good night's sleep before going to school in the morning.	20 14.9%	13 9.7%	26 19.4%	45 33.6%	16 11.9%	8 6.0%	6 4.5%	134 100%	4.5
11. I usually eat breakfast before school.	32 24.2%	13 9.8%	31 23.5%	37 28.0%	10 7.6%	4 3.0%	5 3.8%	132 100%	4.9
12. I am treated fairly at this school.	44 33.3%	24 18.2%	42 31.8%	16 12.1%	4 3.0%	0 0.0%	2 1.5%	132 100%	5.6
Dimension Totals:	283 35.4%	138 17.3%	180 22.5%	134 16.8%	34 4.3%	13 1.6%	18 2.3%	800 100%	5.5

Middle/Intermediate School Student Survey

C. Satisfaction

	Completely Agree (7)	Strongly Agree (6)	Agree (5)	Neutral (4)	Disagree (3)	Strongly Disagree (2)	Completely Disagree (1)	N	Average Rating
13. I feel my classes are preparing me well for more schooling or for a job.	47 35.3%	35 26.3%	31 23.3%	16 12.0%	2 1.5%	1 0.8%	1 0.8%	133 100%	5.8
14. I am satisfied with the education I am receiving at my school.	37 28.0%	38 28.8%	38 28.8%	14 10.6%	2 1.5%	0 0.0%	3 2.3%	132 100%	5.6
15. My school's facilities help me learn.	40 30.3%	40 30.3%	43 32.6%	7 5.3%	0 0.0%	0 0.0%	2 1.5%	132 100%	5.8
16. I am satisfied with the quality of teaching most of my teachers provide at school.	31 23.5%	34 25.8%	48 36.4%	16 12.1%	0 0.0%	1 0.8%	2 1.5%	132 100%	5.5
17. Overall, this is a good school.	53 40.5%	34 26.0%	31 23.7%	9 6.9%	0 0.0%	1 0.8%	3 2.3%	131 100%	5.9
Dimension Totals:	208 31.5%	181 27.4%	191 28.9%	62 9.4%	4 0.6%	3 0.5%	11 1.7%	660 100%	5.7

D. Involvement/Engagement

	Completely Agree (7)	Strongly Agree (6)	Agree (5)	Neutral (4)	Disagree (3)	Strongly Disagree (2)	Completely Disagree (1)	N	Average Rating
18. If I have concerns, I feel comfortable speaking to school staff about them.	23 17.3%	27 20.3%	26 19.5%	35 26.3%	14 10.5%	3 2.3%	5 3.8%	133 100%	4.9
19. I like coming to school.	30 22.6%	22 16.5%	28 21.1%	42 31.6%	4 3.0%	1 0.8%	6 4.5%	133 100%	5.0
20. When there is a school event that I like, I participate.	48 36.1%	24 18.0%	34 25.6%	20 15.0%	6 4.5%	0 0.0%	1 0.8%	133 100%	5.6
21. I am interested in classes and programs provided at school.	24 17.9%	28 20.9%	37 27.6%	34 25.4%	4 3.0%	5 3.7%	2 1.5%	134 100%	5.1
Dimension Totals:	125 23.5%	101 18.9%	125 23.5%	131 24.6%	28 5.3%	9 1.7%	14 2.6%	533 100%	5.2

A. Safety

	Completely Agree (7)	Strongly Agree (6)	Agree (5)	Neutral (4)	Disagree (3)	Strongly Disagree (2)	Completely Disagree (1)	N	Average Rating
1. My child is safe at school.	15 31.9%	10 21.3%	19 40.4%	3 6.4%	0 0.0%	0 0.0%	0 0.0%	47 100%	5.8
2. My child is safe from harassment, intimidation, and threats at school.	13 28.3%	9 19.6%	13 28.3%	11 23.9%	0 0.0%	0 0.0%	0 0.0%	46 100%	5.5
3. My child has a caring adult to ensure my child's safety at school.	14 30.4%	11 23.9%	18 39.1%	3 6.5%	0 0.0%	0 0.0%	0 0.0%	46 100%	5.8
4. The school grounds and facilities are safe for my child.	12 25.5%	13 27.7%	20 42.6%	2 4.3%	0 0.0%	0 0.0%	0 0.0%	47 100%	5.7
5. Threats, intimidation, harassment, or hazing are rare in this school.	11 23.9%	6 13.0%	14 30.4%	11 23.9%	4 8.7%	0 0.0%	0 0.0%	46 100%	5.2
6. My child's school has clear rules to maintain students' safety at school.	15 31.9%	16 34.0%	13 27.7%	3 6.4%	0 0.0%	0 0.0%	0 0.0%	47 100%	5.9
Dimension Totals:	80 28.7%	65 23.3%	97 34.8%	33 11.8%	4 1.4%	0 0.0%	0 0.0%	279 100%	5.7

B. Well-Being

	Completely Agree (7)	Strongly Agree (6)	Agree (5)	Neutral (4)	Disagree (3)	Strongly Disagree (2)	Completely Disagree (1)	N	Average Rating
7. My child has friends in school who care about my child.	17 36.2%	10 21.3%	18 38.3%	2 4.3%	0 0.0%	0 0.0%	0 0.0%	47 100%	5.9
8. My child's teachers provide help on classwork when my child needs it.	21 45.7%	9 19.6%	14 30.4%	2 4.3%	0 0.0%	0 0.0%	0 0.0%	46 100%	6.1
9. If my child ever got sick at school, someone would take care of my child.	12 26.7%	10 22.2%	18 40.0%	3 6.7%	2 4.4%	0 0.0%	0 0.0%	45 100%	5.6
10. My child is well-rested for school.	14 29.8%	8 17.0%	15 31.9%	9 19.1%	1 2.1%	0 0.0%	0 0.0%	47 100%	5.5
11. My child is fed before school.	23 48.9%	6 12.8%	14 29.8%	3 6.4%	1 2.1%	0 0.0%	0 0.0%	47 100%	6.0
12. Students are treated fairly at school.	16 34.8%	11 23.9%	11 23.9%	7 15.2%	1 2.2%	0 0.0%	0 0.0%	46 100%	5.7
Dimension Totals:	103 37.1%	54 19.4%	90 32.4%	26 9.4%	5 1.8%	0 0.0%	0 0.0%	278 100%	5.8

C. Satisfaction

	Completely Agree (7)	Strongly Agree (6)	Agree (5)	Neutral (4)	Disagree (3)	Strongly Disagree (2)	Completely Disagree (1)	N	Average Rating
13. I am satisfied with the education my child is receiving at school.	12 25.5%	16 34.0%	12 25.5%	5 10.6%	2 4.3%	0 0.0%	0 0.0%	47 100%	5.7
14. I am satisfied with the quality of resources the DOE provides to teachers and students for learning.	13 27.7%	14 29.8%	11 23.4%	7 14.9%	1 2.1%	0 0.0%	1 2.1%	47 100%	5.6
15. I am satisfied with the printed materials, e-mail/online, phone/text, or in-person meetings used by the school to communicate with me.	13 27.7%	15 31.9%	14 29.8%	4 8.5%	1 2.1%	0 0.0%	0 0.0%	47 100%	5.7
16. My child's teachers seek ways to improve my child's academic progress.	16 34.0%	16 34.0%	10 21.3%	5 10.6%	0 0.0%	0 0.0%	0 0.0%	47 100%	5.9
Dimension Totals:	54 28.7%	61 32.4%	47 25.0%	21 11.2%	4 2.1%	0 0.0%	1 0.5%	188 100%	5.7

D. Involvement/Engagement

	Completely Agree (7)	Strongly Agree (6)	Agree (5)	Neutral (4)	Disagree (3)	Strongly Disagree (2)	Completely Disagree (1)	N	Average Rating
17. Teachers are available to discuss my child's work or behavior.	20 42.6%	14 29.8%	11 23.4%	2 4.3%	0 0.0%	0 0.0%	0 0.0%	47 100%	6.1
18. If I have concerns, I am taken seriously by school administrators.	16 34.0%	17 36.2%	10 21.3%	3 6.4%	1 2.1%	0 0.0%	0 0.0%	47 100%	5.9
19. The school staff makes me feel welcome at the school.	17 36.2%	11 23.4%	14 29.8%	5 10.6%	0 0.0%	0 0.0%	0 0.0%	47 100%	5.9
20. The school gives me opportunities to participate in important decisions about my child's education.	14 29.8%	15 31.9%	12 25.5%	5 10.6%	1 2.1%	0 0.0%	0 0.0%	47 100%	5.8
21. Most of my child's teachers work with me to improve my child's learning	14 30.4%	13 28.3%	13 28.3%	5 10.9%	1 2.2%	0 0.0%	0 0.0%	46 100%	5.7
22. The school has encouraged me to participate in classroom and school activities.	13 27.7%	12 25.5%	12 25.5%	7 14.9%	3 6.4%	0 0.0%	0 0.0%	47 100%	5.5
Dimension Totals:	94 33.5%	82 29.2%	72 25.6%	27 9.6%	6 2.1%	0 0.0%	0 0.0%	281 100%	5.8

Teacher Survey

A. Safety

	Completely Agree (7)	Strongly Agree (6)	Agree (5)	Neutral (4)	Disagree (3)	Strongly Disagree (2)	Completely Disagree (1)	N	Average Rating
1. I feel safe at school.	13 56.5%	5 21.7%	4 17.4%	1 4.3%	0 0.0%	0 0.0%	0 0.0%	23 100%	6.3
2. The school effectively handles staff discipline problems.	2 9.1%	7 31.8%	5 22.7%	2 9.1%	3 13.6%	1 4.5%	2 9.1%	22 100%	4.6
3. I feel safe from harassment, intimidation, and threats at school.	10 43.5%	5 21.7%	3 13.0%	2 8.7%	1 4.3%	2 8.7%	0 0.0%	23 100%	5.7
4. I feel the grounds and facilities at school are safe for staff.	8 36.4%	9 40.9%	3 13.6%	1 4.5%	0 0.0%	0 0.0%	1 4.5%	22 100%	5.9
5. The established safety policies at school make me feel safe.	6 27.3%	8 36.4%	5 22.7%	3 13.6%	0 0.0%	0 0.0%	0 0.0%	22 100%	5.8
6. My school has clear rules for staff behavior.	3 13.6%	7 31.8%	5 22.7%	2 9.1%	1 4.5%	1 4.5%	3 13.6%	22 100%	4.7
Dimension	42	41	25	11	5	4	6	134	5.5
Totals:	31.3%	30.6%	18.7%	8.2%	3.7%	3.0%	4.5%	100%	

B. Well-Being

	Completely Agree (7)	Strongly Agree (6)	Agree (5)	Neutral (4)	Disagree (3)	Strongly Disagree (2)	Completely Disagree (1)	N	Average Rating
7. I have colleagues at school who care about me.	5 22.7%	10 45.5%	5 22.7%	2 9.1%	0 0.0%	0 0.0%	0 0.0%	22 100%	5.8
8. My leadership provides me with effective advice when I have problems on the job.	5 22.7%	5 22.7%	7 31.8%	1 4.5%	2 9.1%	1 4.5%	1 4.5%	22 100%	5.1
9. My school provides me with the support I need to do my job well.	3 13.6%	9 40.9%	3 13.6%	4 18.2%	2 9.1%	0 0.0%	1 4.5%	22 100%	5.1
10. I feel staff are treated fairly at school.	2 9.5%	9 42.9%	5 23.8%	0 0.0%	1 4.8%	2 9.5%	2 9.5%	21 100%	4.9
Dimension	15	33	20	7	5	3	4	87	5.2
Totals:	17.2%	37.9%	23.0%	8.0%	5.7%	3.4%	4.6%	100%	

Teacher Survey

C. Satisfaction

	Completely Agree (7)	Strongly Agree (6)	Agree (5)	Neutral (4)	Disagree (3)	Strongly Disagree (2)	Completely Disagree (1)	N	Average Rating
11. I enjoy working at my school.	6 27.3%	5 22.7%	6 27.3%	3 13.6%	2 9.1%	0 0.0%	0 0.0%	22 100%	5.5
12. I am satisfied with the quality of resources the DOE provides to teachers and students for learning.	1 4.5%	1 4.5%	10 45.5%	5 22.7%	2 9.1%	2 9.1%	1 4.5%	22 100%	4.3
13. I am satisfied with the professional development opportunities the DOE provides for me.	1 4.5%	4 18.2%	5 22.7%	6 27.3%	5 22.7%	0 0.0%	1 4.5%	22 100%	4.4
14. I am satisfied with the respect and value my school gives to my role.	4 18.2%	7 31.8%	5 22.7%	2 9.1%	3 13.6%	1 4.5%	0 0.0%	22 100%	5.2
15. I am satisfied with the opportunities I have to contribute to policy decisions that affect my school.	2 9.1%	9 40.9%	4 18.2%	2 9.1%	2 9.1%	3 13.6%	0 0.0%	22 100%	4.9
Dimension Totals:	14 12.7%	26 23.6%	30 27.3%	18 16.4%	14 12.7%	6 5.5%	2 1.8%	110 100%	4.8

D. Involvement/Engagement

	Completely Agree (7)	Strongly Agree (6)	Agree (5)	Neutral (4)	Disagree (3)	Strongly Disagree (2)	Completely Disagree (1)	N	Average Rating
16. If I have concerns, my leadership responds in a timely manner.	3 13.6%	3 13.6%	11 50.0%	4 18.2%	0 0.0%	1 4.5%	0 0.0%	22 100%	5.1
17. I am proud of the events, meetings, or programs my school provides.	5 22.7%	4 18.2%	10 45.5%	3 13.6%	0 0.0%	0 0.0%	0 0.0%	22 100%	5.5
18. For teachers/staff, I feel comfortable speaking to my school administrator; for principals, I feel comfortable speaking to my Complex Area Superintendent.	6 27.3%	8 36.4%	3 13.6%	0 0.0%	2 9.1%	3 13.6%	0 0.0%	22 100%	5.3
19. I can offer my opinions freely on ways to make improvements at my school.	4 18.2%	7 31.8%	6 27.3%	2 9.1%	2 9.1%	1 4.5%	0 0.0%	22 100%	5.3
20. I feel I am an integral, vital part of the educational community in which I work.	4 18.2%	7 31.8%	5 22.7%	3 13.6%	2 9.1%	1 4.5%	0 0.0%	22 100%	5.2
Dimension Totals:	22 20.0%	29 26.4%	35 31.8%	12 10.9%	6 5.5%	6 5.5%	0 0.0%	110 100%	5.3