



# Aina Haina Elementary

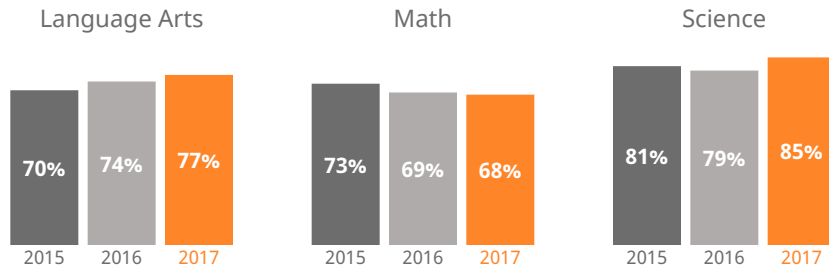
801 West Hind Drive, Honolulu, Hawaii | Oahu | Farrington-Kaiser-Kalani Complex Area

**THE STRIVE HI SCHOOL PERFORMANCE REPORT** is an annual snapshot of a school's performance on key indicators of student success. This report shows schools' progress on the Department and Board of Education's Strategic Plan and federally-required indicators under the Every Student Succeeds Act. These results help inform action for teachers, principals, community members, and other stakeholders.



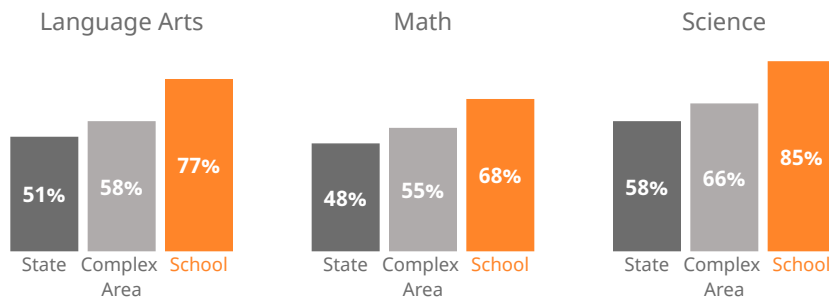
## How are students performing in each subject?

Measures the percent of students meeting the standard/who are proficient on state assessments.



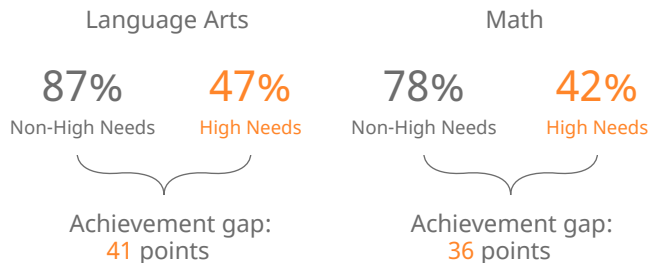
## How are students performing compared to others?

Compares the percent of students meeting the standard/who are proficient on state assessments.



## How are student subgroups performing?

High Needs: English learners, economically disadvantaged, and students receiving Special Education services. Non-High Needs: All other students.



of students learning English are **on-track** to English language proficiency



## How do students' progress compare to their peers'?

The Median Growth Percentile (MGP) shows the relative progress of the average student on state assessments. For example, an MGP of 60 means the average student performance was better than 60% of students that scored similarly on previous state assessments.

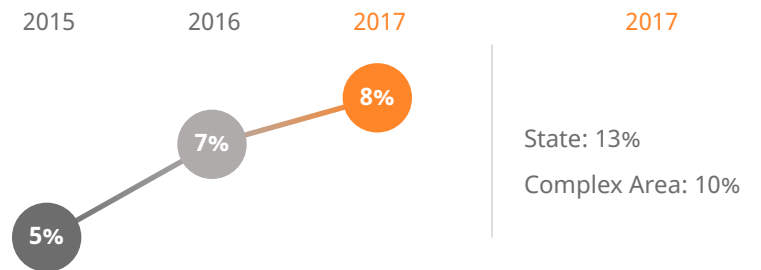


## How many 3rd graders read on grade level?

**86%** of 3rd graders read **near, at, or above** grade level

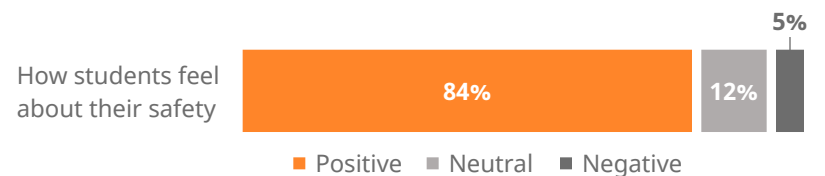


## How many students missed 15 or more days of school this year?



## Do students feel safe at this school?

Measures student responses on the Safety dimension of the School Quality Survey.



# Aina Haina Elementary

801 West Hind Drive, Honolulu, Hawaii | Oahu | Farrington-Kaiser-Kalani Complex Area

## Our Story

Aina Haina Elementary is an authorized International Baccalaureate (IB) World School offering the Primary Years Programme (PYP). Through its focus on IB, the school embraces the belief that high student achievement is the result of a standards-based rigorous and relevant curriculum for all students. The IB Programme builds in the students learning and character skills which help to benefit them throughout their entire educational experience and to prepare them for the workforce of the future.

Through its robust Positive Behaviour Systems of Support (PBIS) and Multi-Tiered Systems of Support (MTSS), the school focuses on building meaningful connections with everyone through a continued focus on creating nurturing, supportive, and empowering research based learning environments. This is through the implementation of the latest brain-based educational research in various school settings with the overall purpose of fostering the learning and the well-being of each and every one of its students.

The school's Parent Teacher Association (PTA) works in collaboration with the school to support the school's efforts to educate the whole child through the funding of school programs in order to support all facets of the students' learning. Through extensive partnerships with the community, the school works to support its students' learning.

## The Strategic Plan

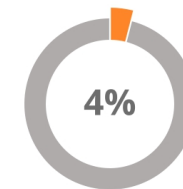
The Strategic Plan describes shared objectives for equity and excellence for every child. To measure progress on the Strategic Plan, we report on key statewide success indicators. These indicators represent the health of public education, focusing on those which have greatest impact on student success, as well as state and federal requirements. They do not comprehensively represent the diverse measures of success valued by our nearly 300 schools. Schools address their unique approach to indicators through their Academic and Financial Plans and charter school contracts. Learn more at <http://bit.ly/1WaqQrL>

## About Our School

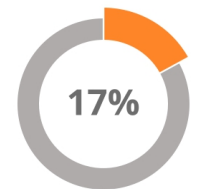
Principal | Brendan Burns  
Grades | K-5  
808-377-2419  
[www.ainahaina.k12.hi.us](http://www.ainahaina.k12.hi.us)

488

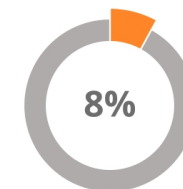
students enrolled



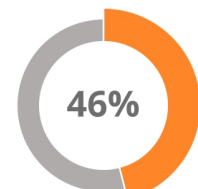
of students are English language learners



of students are eligible for Free or Reduced Lunch



of students receive Special Education services



of students receiving Special Education services are in general education classes most of the day

How do you measure how well a school is doing? In our estimation, it's more than scores on high-stakes tests. Schools should show that they are supporting children along the educational pipeline toward college, career, and community readiness. Are our students attending school? Are they graduating? Are they going to college? And how successfully are schools reducing the achievement gap between high-needs and non-high needs students?

The Strive HI Performance System was designed to account for these factors in student success. Initially created in 2013 by a U.S. Department of Education waiver from certain aspects of the former No Child Left Behind Act, Strive HI has been refocused by the goals and priorities of the 2017-2020 Department of Education and Board of Education Strategic Plan, the governing document for the public education system. Our Strategic Plan provides a common foundation of expectations and supports for public education, centering on closing the achievement gap to ensure equity and excellence in our schools.

Learn more at <http://bit.ly/StriveHISystem>



# Aina Haina Elementary

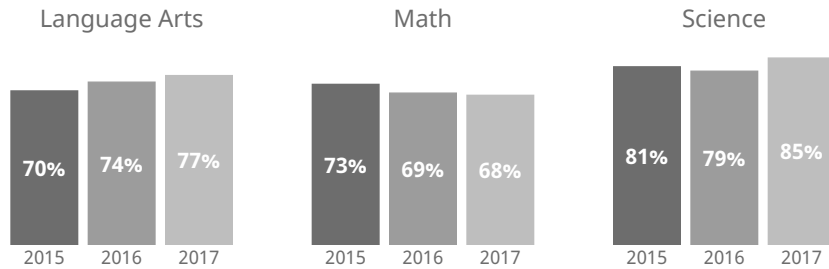
801 West Hind Drive, Honolulu, Hawaii | Oahu | Farrington-Kaiser-Kalani Complex Area

**THE STRIVE HI SCHOOL PERFORMANCE REPORT** is an annual snapshot of a school's performance on key indicators of student success. This report shows schools' progress on the Department and Board of Education's Strategic Plan and federally-required indicators under the Every Student Succeeds Act. These results help inform action for teachers, principals, community members, and other stakeholders.



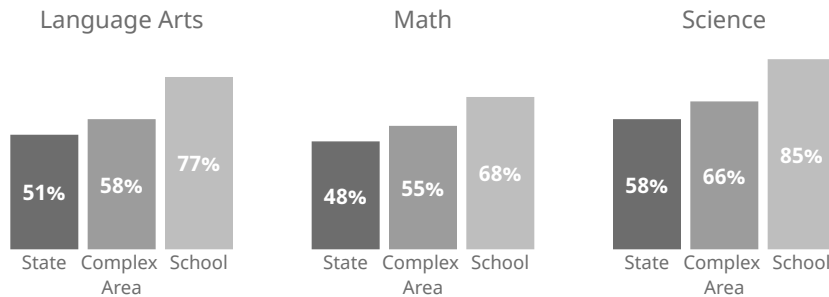
## How are students performing in each subject?

Measures the percent of students meeting the standard/who are proficient on state assessments.



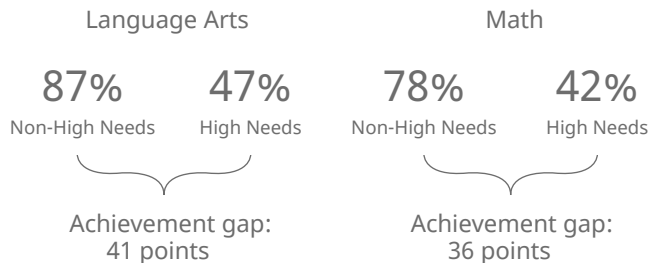
## How are students performing compared to others?

Compares the percent of students meeting the standard/who are proficient on state assessments.



## How are student subgroups performing?

High Needs: English learners, economically disadvantaged, and students receiving Special Education services. Non-High Needs: All other students.



of students learning English are on-track to English language proficiency



## How do students' progress compare to their peers'?

The Median Growth Percentile (MGP) shows the relative progress of the average student on state assessments. For example, an MGP of 60 means the average student performance was better than 60% of students that scored similarly on previous state assessments.

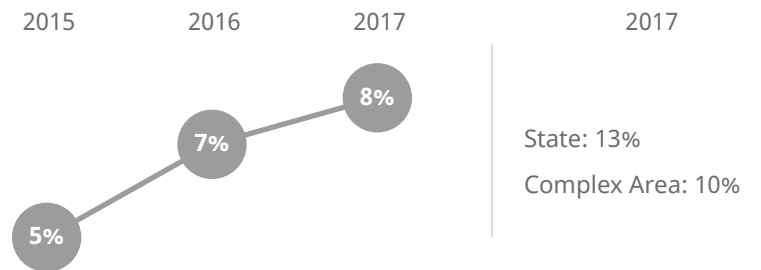


## How many 3rd graders read on grade level?

86% of 3rd graders read near, at, or above grade level

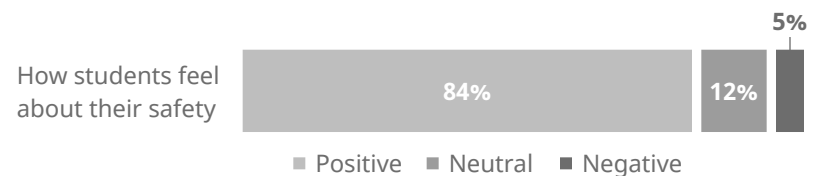


## How many students missed 15 or more days of school this year?



## Do students feel safe at this school?

Measures student responses on the Safety dimension of the School Quality Survey.



# Aina Haina Elementary

801 West Hind Drive, Honolulu, Hawaii | Oahu | Farrington-Kaiser-Kalani Complex Area

## Our Story

Aina Haina Elementary is an authorized International Baccalaureate (IB) World School offering the Primary Years Programme (PYP). Through its focus on IB, the school embraces the belief that high student achievement is the result of a standards-based rigorous and relevant curriculum for all students. The IB Programme builds in the students learning and character skills which help to benefit them throughout their entire educational experience and to prepare them for the workforce of the future.

Through its robust Positive Behaviour Systems of Support (PBIS) and Multi-Tiered Systems of Support (MTSS), the school focuses on building meaningful connections with everyone through a continued focus on creating nurturing, supportive, and empowering research based learning environments. This is through the implementation of the latest brain-based educational research in various school settings with the overall purpose of fostering the learning and the well-being of each and every one of its students.

The school's Parent Teacher Association (PTA) works in collaboration with the school to support the school's efforts to educate the whole child through the funding of school programs in order to support all facets of the students' learning. Through extensive partnerships with the community, the school works to support its students' learning.

## The Strategic Plan

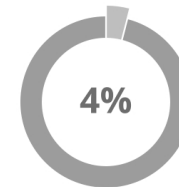
The Strategic Plan describes shared objectives for equity and excellence for every child. To measure progress on the Strategic Plan, we report on key statewide success indicators. These indicators represent the health of public education, focusing on those which have greatest impact on student success, as well as state and federal requirements. They do not comprehensively represent the diverse measures of success valued by our nearly 300 schools. Schools address their unique approach to indicators through their Academic and Financial Plans and charter school contracts. Learn more at <http://bit.ly/1WqqQrL>

## About Our School

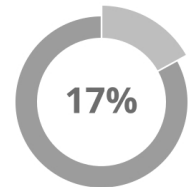
Principal | Brendan Burns  
Grades | K-5  
808-377-2419  
[www.ainahaina.k12.hi.us](http://www.ainahaina.k12.hi.us)

488

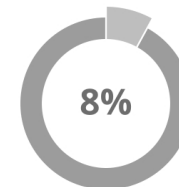
students enrolled



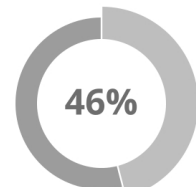
of students are English language learners



of students are eligible for Free or Reduced Lunch



of students receive Special Education services



of students receiving Special Education services are in general education classes most of the day

How do you measure how well a school is doing? In our estimation, it's more than scores on high-stakes tests. Schools should show that they are supporting children along the educational pipeline toward college, career, and community readiness. Are our students attending school? Are they graduating? Are they going to college? And how successfully are schools reducing the achievement gap between high-needs and non-high needs students?

The Strive HI Performance System was designed to account for these factors in student success. Initially created in 2013 by a U.S. Department of Education waiver from certain aspects of the former No Child Left Behind Act, Strive HI has been refocused by the goals and priorities of the 2017-2020 Department of Education and Board of Education Strategic Plan, the governing document for the public education system. Our Strategic Plan provides a common foundation of expectations and supports for public education, centering on closing the achievement gap to ensure equity and excellence in our schools.

Learn more at <http://bit.ly/StriveHISystem>