



# Connections PCS

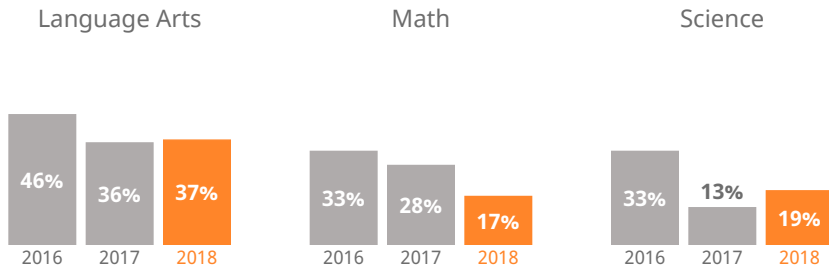
174 Kamehameha Avenue, Hilo, Hawaii | Hawaii | Charter Schools

**THE STRIVE HI SCHOOL PERFORMANCE REPORT** is an annual snapshot of a school's performance on key indicators of student success. This report shows schools' progress on the Department and Board of Education's Strategic Plan and federally-required indicators under the Every Student Succeeds Act. These results help inform action for teachers, principals, community members, and other stakeholders.



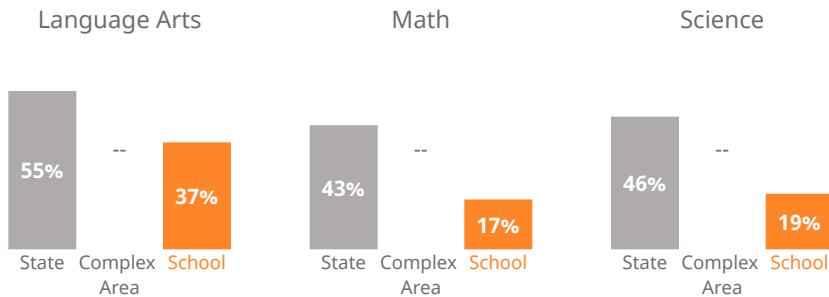
## How are students performing in each subject?

Measures the percent of students meeting the standard/who are proficient on state assessments.



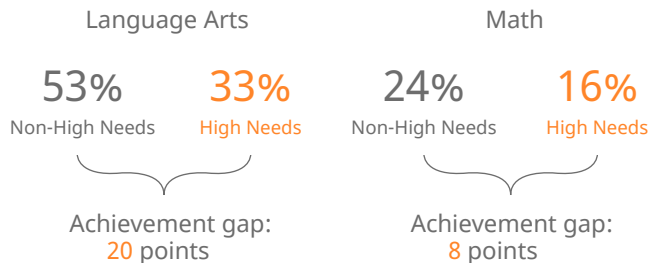
## How are students performing compared to others?

Compares the percent of students meeting the standard/who are proficient on state assessments.



## How are student subgroups performing?

High Needs: English learners, economically disadvantaged, and students receiving Special Education services. Non-High Needs: All other students.



# 22%

of students learning English are **on-track** to English language proficiency

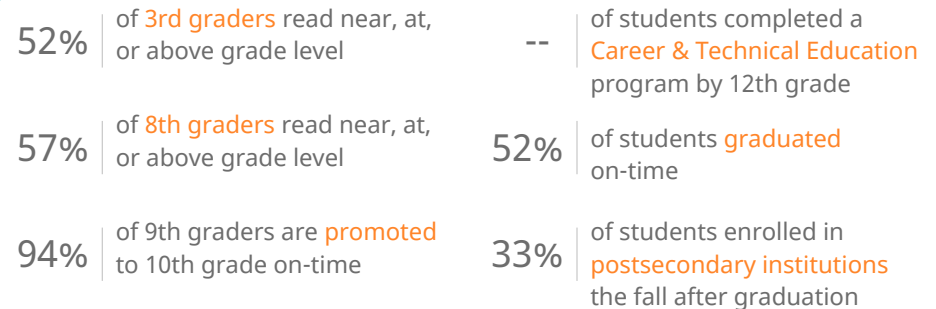


## How are students' academic progress measured?

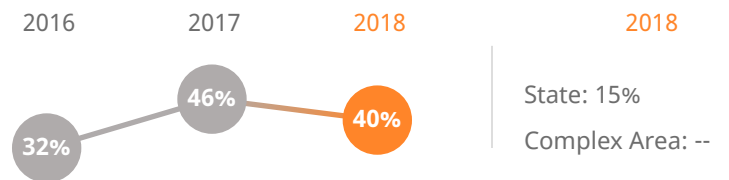
The Smarter Balanced test shows the relative progress of the average student on state assessments using a Median Growth Percentile (MGP). HSA-Alt & KĀ'EO tests show the percent of students making academic growth each year.



## How many students are prepared for transition?



## How many students missed 15 or more days of school this year?



## How do students feel about their school?

Measures percent of students reporting positive school climate as measured by the Tripod Student Perception Survey.

# 66%

 of students **feel positively** about their school

# Connections PCS

174 Kamehameha Avenue, Hilo, Hawaii | Hawaii | Charter Schools

## Our Story

Our mission is to create an 'ohana which is conducive to the recognition and development of individual talents. Thematic and experiential learning experiences are provided which focus on how students construct knowledge using creative and critical thinking. A forum for the development of the ability to recognize and differentiate a quality result or product is offered. Classroom experiences are connected to real life experiences so that students can grow in the understanding of themselves in relation to their community and the world.

To establish and sustain a community, business, and learning 'ohana (family). Within this framework, inquiry and project-based curricula will stress independent thinking, development of the individual's mind and talents, cooperative learning, sense of self within the neighborhood and the world-wide community with particular attention to the precious and unique environment of Hawaii, both as an island ecology and a place where ethnic diversity is the norm.

How do you measure how well a school is doing? In our estimation, it's more than scores on high-stakes tests. Schools should show that they are supporting children along the educational pipeline toward college, career, and community readiness. Are our students attending school? Are they graduating? Are they going to college? And how successfully are schools reducing the achievement gap between high-needs and non-high needs students?

The Strive HI Performance System was designed to account for these factors in student success. Initially created in 2013 by a U.S. Department of Education waiver from certain aspects of the former No Child Left Behind Act, Strive HI has been refocused by the goals and priorities of the 2017-2020 Department of Education and Board of Education Strategic Plan, the governing document for the public education system.

Learn more at  
<http://bit.ly/StriveHISystem>

## About Our School

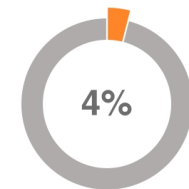
Principal | John L. Thatcher II  
Grades | K-12  
808-961-3664

[www.connectionscharterschool.org](http://www.connectionscharterschool.org)

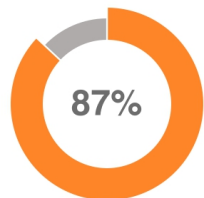
rg

363

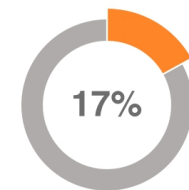
students enrolled



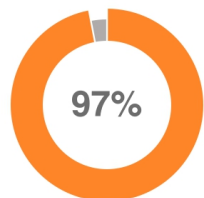
4%  
of students are  
English language  
learners



87%  
of students are  
eligible for Free or  
Reduced Lunch



17%  
of students  
receive Special  
Education services



97%  
of students  
receiving Special  
Education services  
are in general  
education classes  
most of the day



# Connections PCS

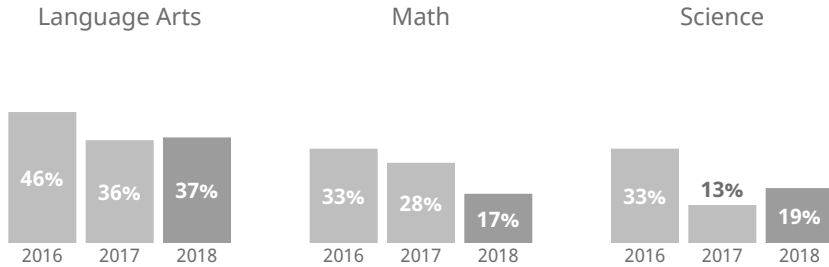
174 Kamehameha Avenue, Hilo, Hawaii | Hawaii | Charter Schools

**THE STRIVE HI SCHOOL PERFORMANCE REPORT** is an annual snapshot of a school's performance on key indicators of student success. This report shows schools' progress on the Department and Board of Education's Strategic Plan and federally-required indicators under the Every Student Succeeds Act. These results help inform action for teachers, principals, community members, and other stakeholders.



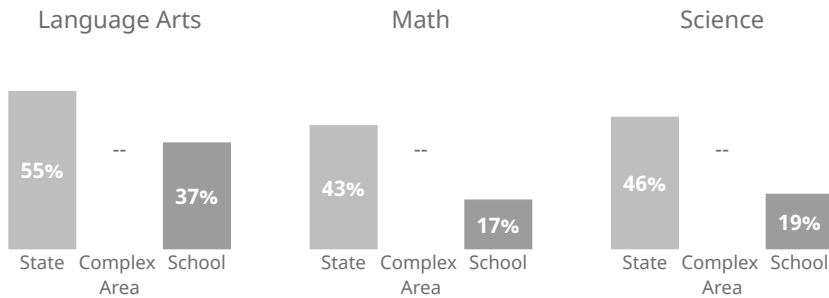
## How are students performing in each subject?

Measures the percent of students meeting the standard/who are proficient on state assessments.



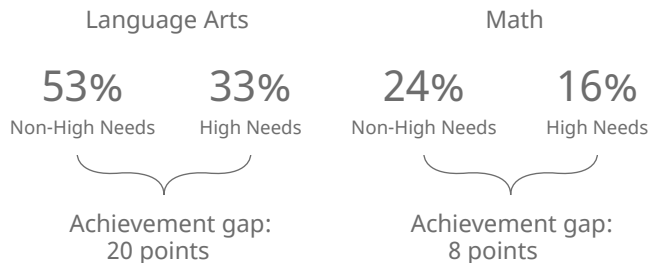
## How are students performing compared to others?

Compares the percent of students meeting the standard/who are proficient on state assessments.



## How are student subgroups performing?

High Needs: English learners, economically disadvantaged, and students receiving Special Education services. Non-High Needs: All other students.



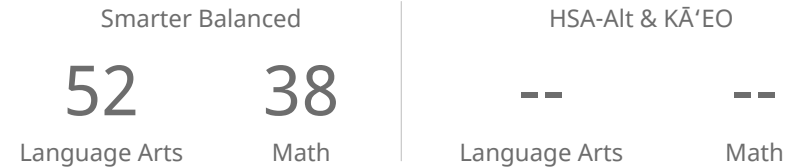
# 22%

of students learning English are on-track to English language proficiency

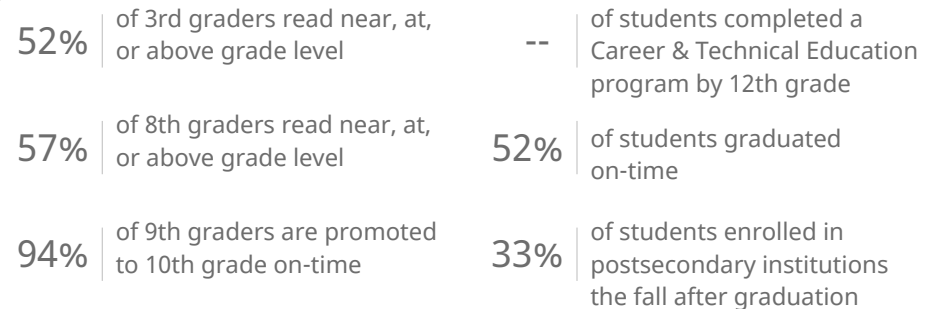


## How are students' academic progress measured?

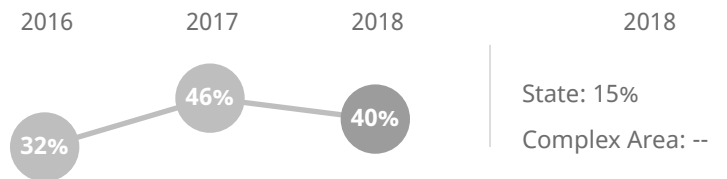
The Smarter Balanced test shows the relative progress of the average student on state assessments using a Median Growth Percentile (MGP). HSA-Alt & KĀ'EO tests show the percent of students making academic growth each year.



## How many students are prepared for transition?



## How many students missed 15 or more days of school this year?



## How do students feel about their school?

Measures percent of students reporting positive school climate as measured by the Tripod Student Perception Survey.

# 66%

 of students feel positively about their school

How do you measure how well a school is doing? In our estimation, it's more than scores on high-stakes tests. Schools should show that they are supporting children along the educational pipeline toward college, career, and community readiness. Are our students attending school? Are they graduating? Are they going to college? And how successfully are schools reducing the achievement gap between high-needs and non-high needs students?

The Strive HI Performance System was designed to account for these factors in student success. Initially created in 2013 by a U.S. Department of Education waiver from certain aspects of the former No Child Left Behind Act, Strive HI has been refocused by the goals and priorities of the 2017-2020 Department of Education and Board of Education Strategic Plan, the governing document for the public education system.

Learn more at <http://bit.ly/StriveHISystem>

# Connections PCS

174 Kamehameha Avenue, Hilo, Hawaii | Hawaii | Charter Schools

## Our Story

Our mission is to create an 'ohana which is conducive to the recognition and development of individual talents. Thematic and experiential learning experiences are provided which focus on how students construct knowledge using creative and critical thinking. A forum for the development of the ability to recognize and differentiate a quality result or product is offered. Classroom experiences are connected to real life experiences so that students can grow in the understanding of themselves in relation to their community and the world.

To establish and sustain a community, business, and learning 'ohana (family). Within this framework, inquiry and project-based curricula will stress independent thinking, development of the individual's mind and talents, cooperative learning, sense of self within the neighborhood and the world-wide community with particular attention to the precious and unique environment of Hawaii, both as an island ecology and a place where ethnic diversity is the norm.

## About Our School

Principal | John L. Thatcher II

Grades | K-12

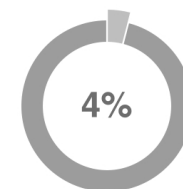
808-961-3664

[www.connectionscharterschool.org](http://www.connectionscharterschool.org)

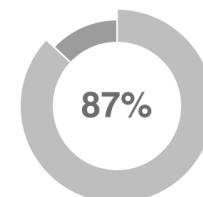
rg

# 363

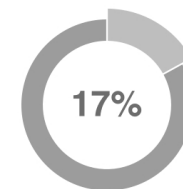
students enrolled



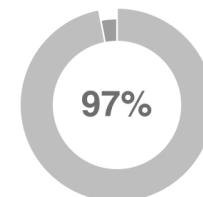
of students are English language learners



of students are eligible for Free or Reduced Lunch



of students receive Special Education services



of students receiving Special Education services are in general education classes most of the day