



# Fern Elementary

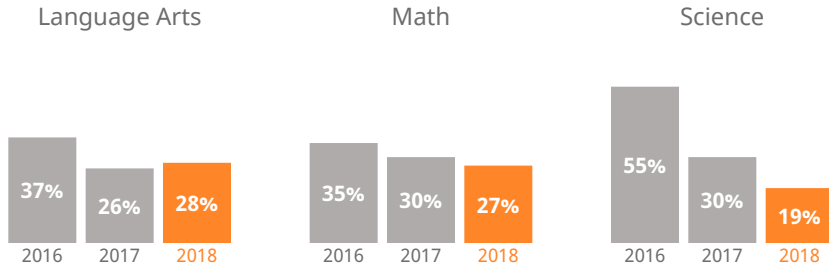
1121 Middle Street, Honolulu, Hawaii | Oahu | Farrington-Kaiser-Kalani Complex Area

**THE STRIVE HI SCHOOL PERFORMANCE REPORT** is an annual snapshot of a school's performance on key indicators of student success. This report shows schools' progress on the Department and Board of Education's Strategic Plan and federally-required indicators under the Every Student Succeeds Act. These results help inform action for teachers, principals, community members, and other stakeholders.



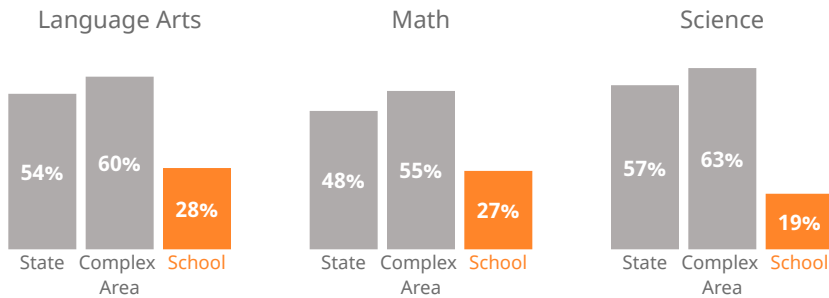
## How are students performing in each subject?

Measures the percent of students meeting the standard/who are proficient on state assessments.



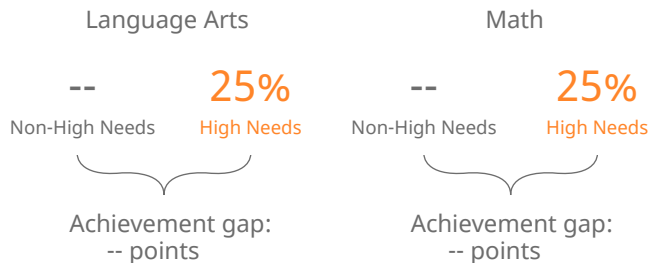
## How are students performing compared to others?

Compares the percent of students meeting the standard/who are proficient on state assessments.



## How are student subgroups performing?

High Needs: English learners, economically disadvantaged, and students receiving Special Education services. Non-High Needs: All other students.



# 40%

of students learning English are **on-track** to English language proficiency



## How are students' academic progress measured?

The Smarter Balanced test shows the relative progress of the average student on state assessments using a Median Growth Percentile (MGP). HSA-Alt & KĀ'EO tests show the percent of students making academic growth each year.

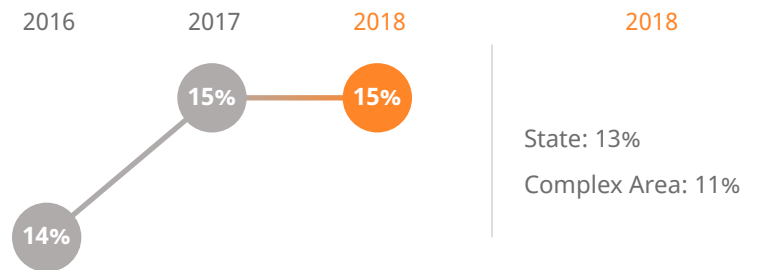


## How many 3rd graders read on grade level?

**56%** of 3rd graders read **near, at, or above** grade level



## How many students missed 15 or more days of school this year?



## How do students feel about their school?

Measures percent of students reporting positive school climate as measured by the Tripod Student Perception Survey.

**78%** of students **feel positively** about their school

# Fern Elementary

1121 Middle Street, Honolulu, Hawaii | Oahu | Farrington-Kaiser-Kalani Complex Area

## Our Story

Fern Elementary's teachers monitor student progress and utilize data collected from monthly tests and class work to assist in additional small group instruction. Students in all grades needing additional help with reading mastery to attain grade level proficiency are tutored by part-time teachers.

The school's math curriculum encourages students to problem solve and explain processes using a variety of methods. Students are encouraged to use critical thinking skills while problem solving. Science, social studies, music, technology, physical education, art and guidance are also part of the curriculum.

Fern Elementary is among six schools in the Farrington Complex that have applied for a 21st Century Community Learning Center Grant.

How do you measure how well a school is doing? In our estimation, it's more than scores on high-stakes tests. Schools should show that they are supporting children along the educational pipeline toward college, career, and community readiness. Are our students attending school? Are they graduating? Are they going to college? And how successfully are schools reducing the achievement gap between high-needs and non-high needs students?

The Strive HI Performance System was designed to account for these factors in student success. Initially created in 2013 by a U.S. Department of Education waiver from certain aspects of the former No Child Left Behind Act, Strive HI has been refocused by the goals and priorities of the 2017-2020 Department of Education and Board of Education Strategic Plan, the governing document for the public education system.

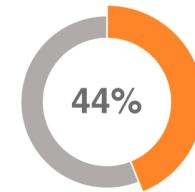
Learn more at  
<http://bit.ly/StriveHISystem>

## About Our School

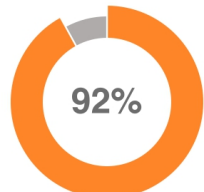
Principal | Glen Miyasato  
Grades | K-5  
808-305-5400  
[www.fernschool.k12.hi.us](http://www.fernschool.k12.hi.us)

434

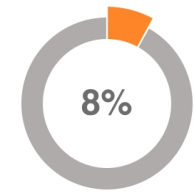
students enrolled



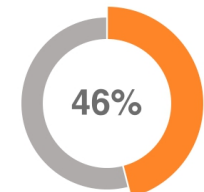
of students are English language learners



of students are eligible for Free or Reduced Lunch



of students receive Special Education services



of students receiving Special Education services are in general education classes most of the day



# Fern Elementary

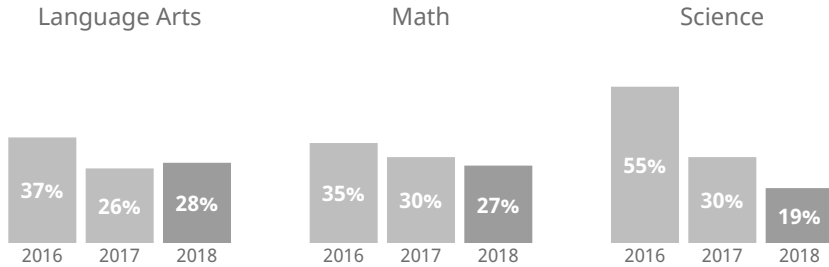
1121 Middle Street, Honolulu, Hawaii | Oahu | Farrington-Kaiser-Kalani Complex Area

**THE STRIVE HI SCHOOL PERFORMANCE REPORT** is an annual snapshot of a school's performance on key indicators of student success. This report shows schools' progress on the Department and Board of Education's Strategic Plan and federally-required indicators under the Every Student Succeeds Act. These results help inform action for teachers, principals, community members, and other stakeholders.



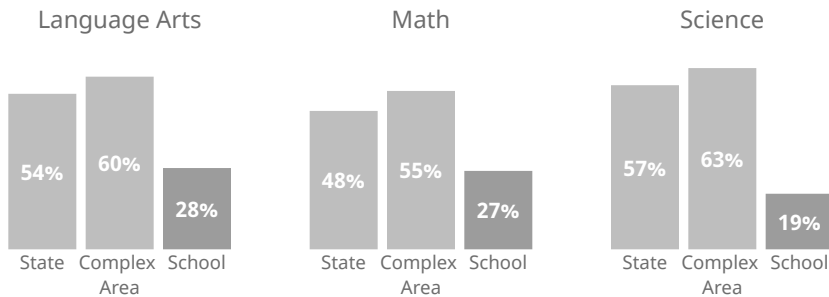
## How are students performing in each subject?

Measures the percent of students meeting the standard/who are proficient on state assessments.



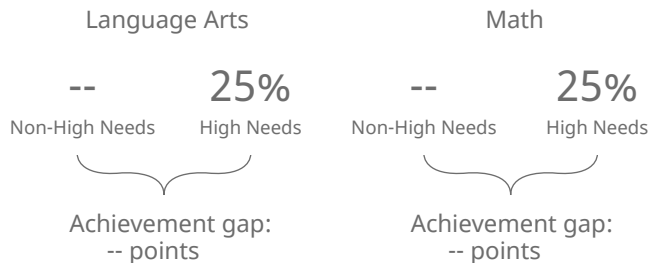
## How are students performing compared to others?

Compares the percent of students meeting the standard/who are proficient on state assessments.



## How are student subgroups performing?

High Needs: English learners, economically disadvantaged, and students receiving Special Education services. Non-High Needs: All other students.



# 40%

of students learning English are on-track to English language proficiency



## How are students' academic progress measured?

The Smarter Balanced test shows the relative progress of the average student on state assessments using a Median Growth Percentile (MGP). HSA-Alt & KĀ'EO tests show the percent of students making academic growth each year.

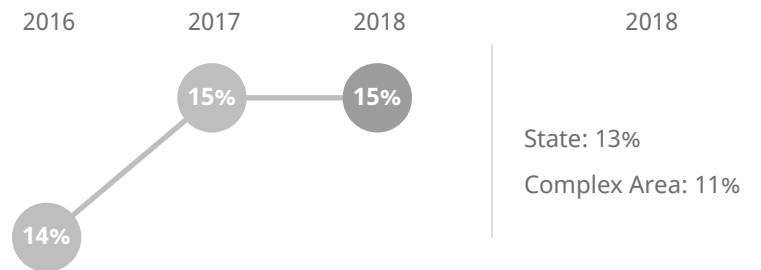


## How many 3rd graders read on grade level?

# 56%

 of 3rd graders read near, at, or above grade level

## How many students missed 15 or more days of school this year?



## How do students feel about their school?

Measures percent of students reporting positive school climate as measured by the Tripod Student Perception Survey.

# 78%

 of students feel positively about their school

How do you measure how well a school is doing? In our estimation, it's more than scores on high-stakes tests. Schools should show that they are supporting children along the educational pipeline toward college, career, and community readiness. Are our students attending school? Are they graduating? Are they going to college? And how successfully are schools reducing the achievement gap between high-needs and non-high needs students?

The Strive HI Performance System was designed to account for these factors in student success. Initially created in 2013 by a U.S. Department of Education waiver from certain aspects of the former No Child Left Behind Act, Strive HI has been refocused by the goals and priorities of the 2017-2020 Department of Education and Board of Education Strategic Plan, the governing document for the public education system.

Learn more at <http://bit.ly/StriveHISystem>

# Fern Elementary

1121 Middle Street, Honolulu, Hawaii | Oahu | Farrington-Kaiser-Kalani Complex Area

## Our Story

Fern Elementary's teachers monitor student progress and utilize data collected from monthly tests and class work to assist in additional small group instruction. Students in all grades needing additional help with reading mastery to attain grade level proficiency are tutored by part-time teachers.

The school's math curriculum encourages students to problem solve and explain processes using a variety of methods. Students are encouraged to use critical thinking skills while problem solving. Science, social studies, music, technology, physical education, art and guidance are also part of the curriculum.

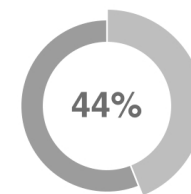
Fern Elementary is among six schools in the Farrington Complex that have applied for a 21st Century Community Learning Center Grant.

## About Our School

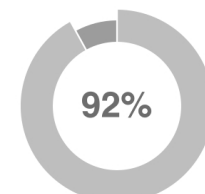
Principal | Glen Miyasato  
Grades | K-5  
808-305-5400  
[www.fernschool.k12.hi.us](http://www.fernschool.k12.hi.us)

# 434

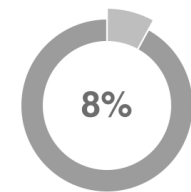
students enrolled



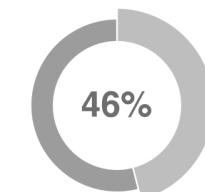
of students are English language learners



of students are eligible for Free or Reduced Lunch



of students receive Special Education services



of students receiving Special Education services are in general education classes most of the day