



Hale'iwa Elementary

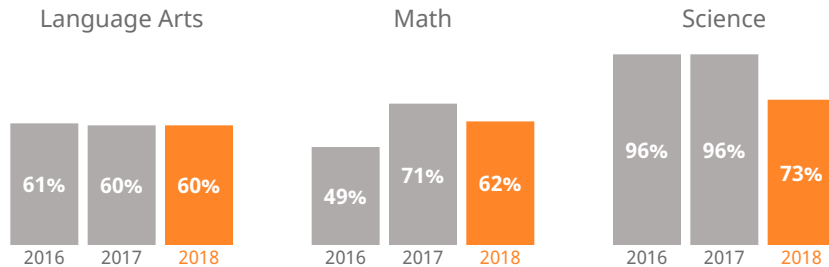
66-505 Haleiwa Road, Haleiwa, Hawaii | Oahu | Leilehua-Mililani-Waialua Complex Area

THE STRIVE HI SCHOOL PERFORMANCE REPORT is an annual snapshot of a school's performance on key indicators of student success. This report shows schools' progress on the Department and Board of Education's Strategic Plan and federally-required indicators under the Every Student Succeeds Act. These results help inform action for teachers, principals, community members, and other stakeholders.



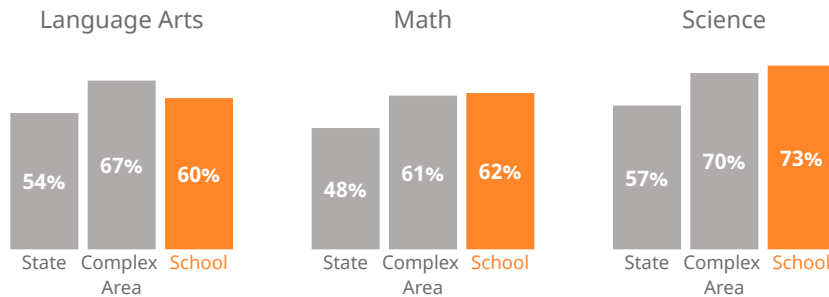
How are students performing in each subject?

Measures the percent of students meeting the standard/who are proficient on state assessments.



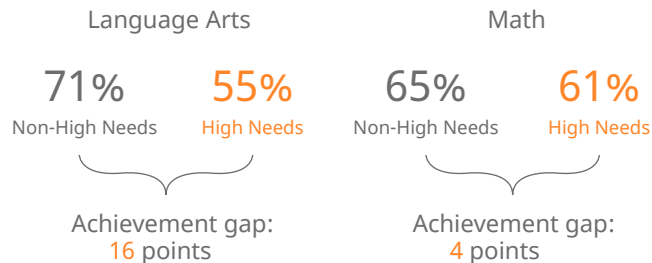
How are students performing compared to others?

Compares the percent of students meeting the standard/who are proficient on state assessments.



How are student subgroups performing?

High Needs: English learners, economically disadvantaged, and students receiving Special Education services. Non-High Needs: All other students.



--
of students learning English are **on-track** to English language proficiency



How are students' academic progress measured?

The Smarter Balanced test shows the relative progress of the average student on state assessments using a Median Growth Percentile (MGP). HSA-Alt & Kā'EO tests show the percent of students making academic growth each year.

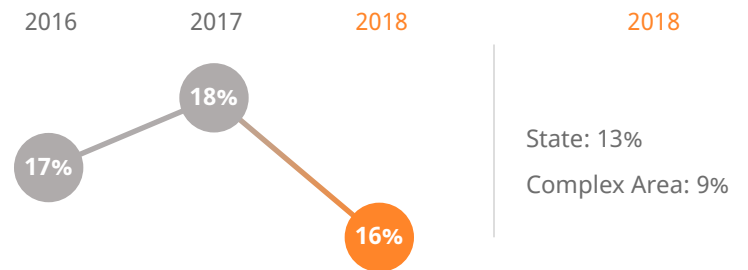


How many 3rd graders read on grade level?

85% of 3rd graders read **near, at, or above** grade level



How many students missed 15 or more days of school this year?



How do students feel about their school?

Measures percent of students reporting positive school climate as measured by the Tripod Student Perception Survey.

78% of students **feel positively** about their school

Hale'iwa Elementary

66-505 Haleiwa Road, Haleiwa, Hawaii | Oahu | Leilehua-Mililani-Waialua Complex Area

Our Story

How do you measure how well a school is doing? In our estimation, it's more than scores on high-stakes tests. Schools should show that they are supporting children along the educational pipeline toward college, career, and community readiness. Are our students attending school? Are they graduating? Are they going to college? And how successfully are schools reducing the achievement gap between high-needs and non-high needs students?

The Strive HI Performance System was designed to account for these factors in student success. Initially created in 2013 by a U.S. Department of Education waiver from certain aspects of the former No Child Left Behind Act, Strive HI has been refocused by the goals and priorities of the 2017-2020 Department of Education and Board of Education Strategic Plan, the governing document for the public education system.

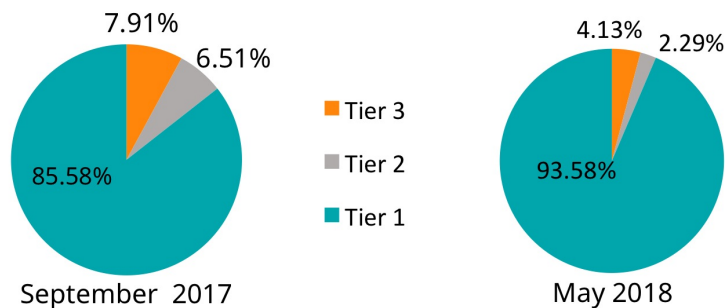
Learn more at
<http://bit.ly/StriveHISystem>

Hale'iwa Elementary's dedicated staff and families work cooperatively to address the needs of all children and the whole child. In 2016, with the implementation of a new social-emotional learning program called Mind Up, Hale'iwa made a concerted effort to improve its efforts at providing more comprehensive behavioral supports to all students to encourage positive behaviors that promote student engagement in learning. Paramount to these efforts was the development of a customized behavioral rating scale that each Hale'iwa teacher completes quarterly to rate each of his/her students in nine behavioral areas on a scale of 1 to 5. A school Behavioral Support Team analyzes these ratings to determine which students need supports and what kinds of supports are needed.

Students identified as needing the most intense supports are considered Tier 3 students. These students most often receive intense mental health counseling. Tier 2 students are those that require targeted supports that are normally provided by the school counselor. Finally, the remainder of students who are mostly successful with basic classroom level guidance are Tier 1 students. With the introduction of the Mind Up program and the creation of the school Behavior Support team, Hale'iwa's goal has been to reduce the number of students in Tier 2 and increase the number of Tier 1 students as compared from the beginning of the year to the end of the year, because this would mean that more students would be demonstrating positive behaviors that promote student engagement in learning.

Positive Behaviors that Promote Student Learning

By May 2018, the percent of Tier 1 students increased and the percent of students in Tiers 2 and 3 decreased. This means the overall number of students demonstrating positive behaviors that promote student engagement in learning notably improved by the end of the school year.

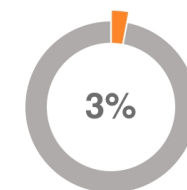


About Our School

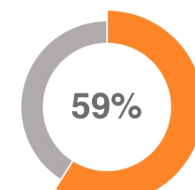
Principal | Malaea Wetzel
Grades | K-6
808-637-8237
www.haleiwa.k12.hi.us

217

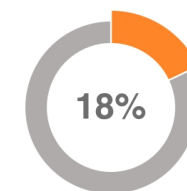
students enrolled



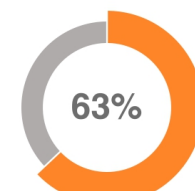
of students are
English language
learners



of students are
eligible for Free or
Reduced Lunch



of students
receive Special
Education services



of students
receiving Special
Education services
are in general
education classes
most of the day



Hale'iwa Elementary

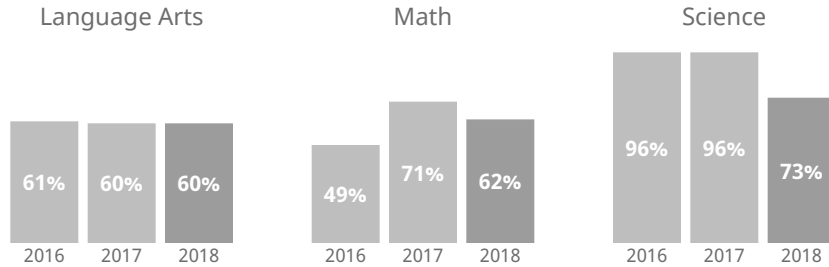
66-505 Haleiwa Road, Haleiwa, Hawaii | Oahu | Leilehua-Mililani-Waialua Complex Area

THE STRIVE HI SCHOOL PERFORMANCE REPORT is an annual snapshot of a school's performance on key indicators of student success. This report shows schools' progress on the Department and Board of Education's Strategic Plan and federally-required indicators under the Every Student Succeeds Act. These results help inform action for teachers, principals, community members, and other stakeholders.



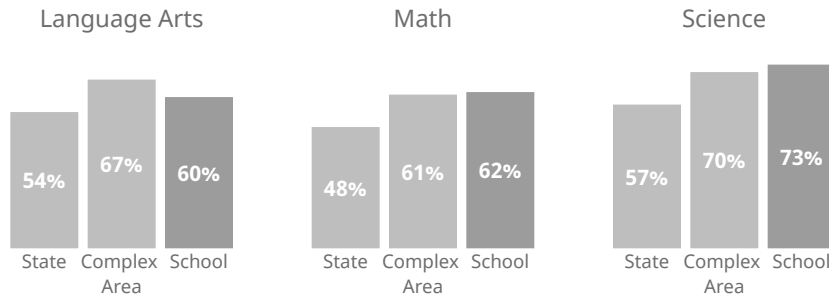
How are students performing in each subject?

Measures the percent of students meeting the standard/who are proficient on state assessments.



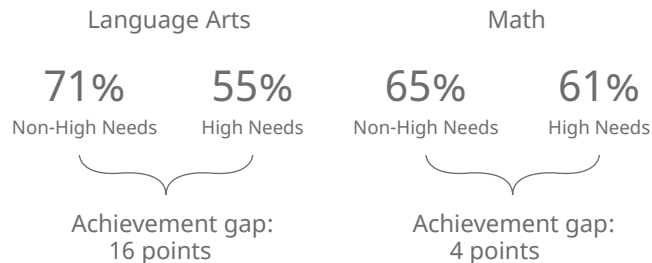
How are students performing compared to others?

Compares the percent of students meeting the standard/who are proficient on state assessments.



How are student subgroups performing?

High Needs: English learners, economically disadvantaged, and students receiving Special Education services. Non-High Needs: All other students.



How are students' academic progress measured?

The Smarter Balanced test shows the relative progress of the average student on state assessments using a Median Growth Percentile (MGP). HSA-Alt & Kā'EO tests show the percent of students making academic growth each year.

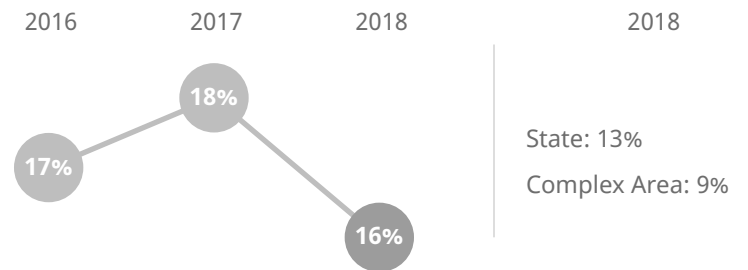


How many 3rd graders read on grade level?

85% of 3rd graders read near, at, or above grade level



How many students missed 15 or more days of school this year?



How do students feel about their school?

Measures percent of students reporting positive school climate as measured by the Tripod Student Perception Survey.

78% of students feel positively about their school

Hale'iwa Elementary

66-505 Haleiwa Road, Haleiwa, Hawaii | Oahu | Leilehua-Mililani-Waialua Complex Area

Our Story

Hale'iwa Elementary's dedicated staff and families work cooperatively to address the needs of all children and the whole child. In 2016, with the implementation of a new social-emotional learning program called Mind Up, Hale'iwa made a concerted effort to improve its efforts at providing more comprehensive behavioral supports to all students to encourage positive behaviors that promote student engagement in learning. Paramount to these efforts was the development of a customized behavioral rating scale that each Hale'iwa teacher completes quarterly to rate each of his/her students in nine behavioral areas on a scale of 1 to 5. A school Behavioral Support Team analyzes these ratings to determine which students need supports and what kinds of supports are needed.

Students identified as needing the most intense supports are considered Tier 3 students. These students most often receive intense mental health counseling. Tier 2 students are those that require targeted supports that are normally provided by the school counselor. Finally, the remainder of students who are mostly successful with basic classroom level guidance are Tier 1 students. With the introduction of the Mind Up program and the creation of the school Behavior Support team, Hale'iwa's goal has been to reduce the number of students in Tier 2 and increase the number of Tier 1 students as compared from the beginning of the year to the end of the year, because this would mean that more students would be demonstrating positive behaviors that promote student engagement in learning.

Positive Behaviors that Promote Student Learning

By May 2018, the percent of Tier 1 students increased and the percent of students in Tiers 2 and 3 decreased. This means the overall number of students demonstrating positive behaviors that promote student engagement in learning notably improved by the end of the school year.



About Our School

Principal | Malaea Wetzel

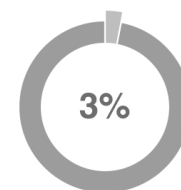
Grades | K-6

808-637-8237

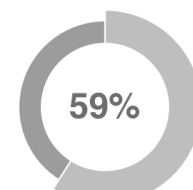
www.haleiwa.k12.hi.us

217

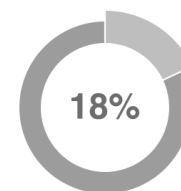
students enrolled



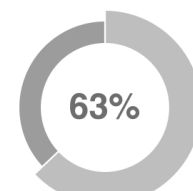
of students are
English language
learners



of students are
eligible for Free or
Reduced Lunch



of students
receive Special
Education services



of students
receiving Special
Education services
are in general
education classes
most of the day

How do you measure how well a school is doing? In our estimation, it's more than scores on high-stakes tests. Schools should show that they are supporting children along the educational pipeline toward college, career, and community readiness. Are our students attending school? Are they graduating? Are they going to college? And how successfully are schools reducing the achievement gap between high-needs and non-high needs students?

The Strive HI Performance System was designed to account for these factors in student success. Initially created in 2013 by a U.S. Department of Education waiver from certain aspects of the former No Child Left Behind Act, Strive HI has been refocused by the goals and priorities of the 2017-2020 Department of Education and Board of Education Strategic Plan, the governing document for the public education system.

Learn more at
<http://bit.ly/StriveHISystem>