



Holualoa Elementary

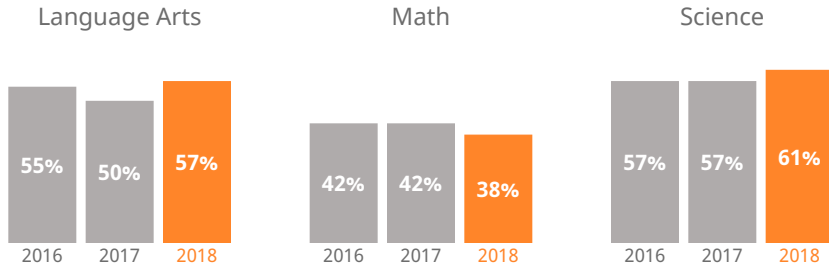
76-5957 Mamalahoa Highway, Holualoa, Hawaii | Hawaii | Honokaa-Kealakehe-Kohala-Konawaena Complex Area

THE STRIVE HI SCHOOL PERFORMANCE REPORT is an annual snapshot of a school's performance on key indicators of student success. This report shows schools' progress on the Department and Board of Education's Strategic Plan and federally-required indicators under the Every Student Succeeds Act. These results help inform action for teachers, principals, community members, and other stakeholders.



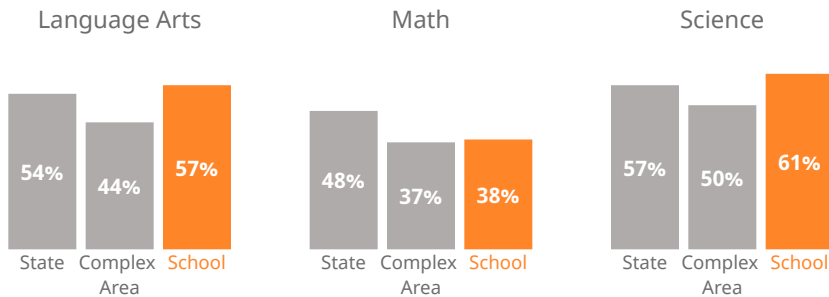
How are students performing in each subject?

Measures the percent of students meeting the standard/who are proficient on state assessments.



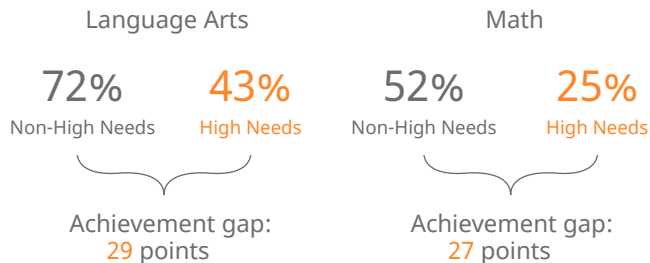
How are students performing compared to others?

Compares the percent of students meeting the standard/who are proficient on state assessments.



How are student subgroups performing?

High Needs: English learners, economically disadvantaged, and students receiving Special Education services. Non-High Needs: All other students.



48%

of students learning English are **on-track** to English language proficiency



How are students' academic progress measured?

The Smarter Balanced test shows the relative progress of the average student on state assessments using a Median Growth Percentile (MGP). HSA-Alt & KĀ'EO tests show the percent of students making academic growth each year.

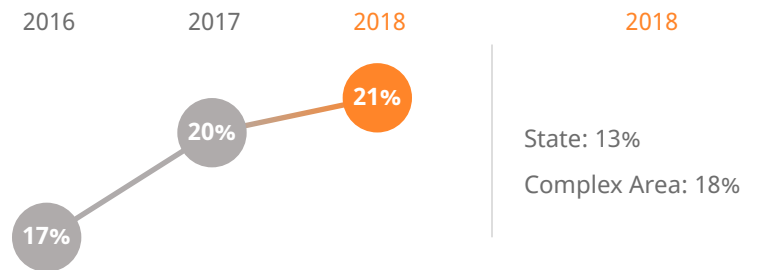


How many 3rd graders read on grade level?

74% of 3rd graders read **near, at, or above** grade level



How many students missed 15 or more days of school this year?



How do students feel about their school?

Measures percent of students reporting positive school climate as measured by the Tripod Student Perception Survey.

76% of students **feel positively** about their school

Holualoa Elementary

76-5957 Mamalahoa Highway, Holualoa, Hawaii | Hawaii | Honokaa-Kealakehe-Kohala-Konawaena Complex Area

Our Story

through:

- *Rigorous standards-based curriculum and instruction
- *Education of the whole child
- *Preparing global citizens who exemplify empathy, tenacity, and resilience
- *Inspiring a lifelong love of learning

The school successfully completed the WASC accreditation process November of 2017 and was awarded a six-year term of accreditation.

Staff utilizes the state adopted curriculums of Reading Wonders and Stepping Stones supplemented with programs such as Success for All (reading), Accelerated Reader (independent reading) and various writing tools such as RACE and opinion writing to support students in learning the Common Core State Standards. The school is in the process of adopting and implementing the Next Generation Science Standards fully in the upcoming school year.

Students have the opportunity to pursue study of core academics and a rich menu of whole child experiences through resource classes in in gardening, library, Hawaiian studies, STEM and physical education. In addition, student are given the opportunity to participate in community field trips, robotics and classroom based partnership with the Donkey Mill Art Center in all grade levels. supported with a strong accelerated reading program in all grades. A variety of math instructional resources are used to teach students to think and read like mathematicians.

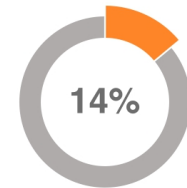
Through the actions outlined and detailed in the annual academic and financial plan, the school sets clear, measurable targets that are ambitious and challenging.

About Our School

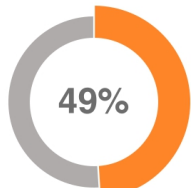
Principal | Jeff Takiue
Grades | K-5
808-313-3800
holualoahawks.org/wp

516

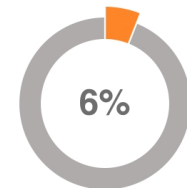
students enrolled



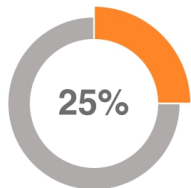
of students are English language learners



of students are eligible for Free or Reduced Lunch



of students receive Special Education services



of students receiving Special Education services are in general education classes most of the day

How do you measure how well a school is doing? In our estimation, it's more than scores on high-stakes tests. Schools should show that they are supporting children along the educational pipeline toward college, career, and community readiness. Are our students attending school? Are they graduating? Are they going to college? And how successfully are schools reducing the achievement gap between high-needs and non-high needs students?

The Strive HI Performance System was designed to account for these factors in student success. Initially created in 2013 by a U.S. Department of Education waiver from certain aspects of the former No Child Left Behind Act, Strive HI has been refocused by the goals and priorities of the 2017-2020 Department of Education and Board of Education Strategic Plan, the governing document for the public education system.

Learn more at <http://bit.ly/StriveHISystem>



Holualoa Elementary

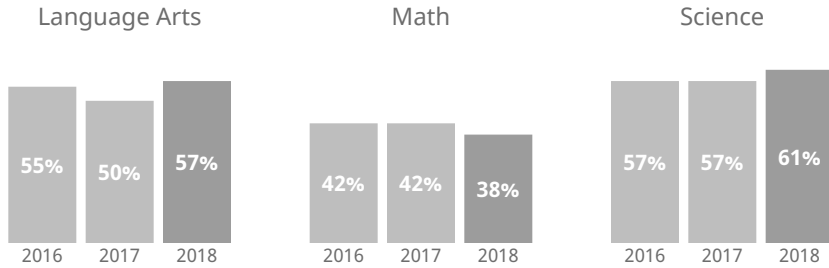
76-5957 Mamalahoa Highway, Holualoa, Hawaii | Hawaii | Honokaa-Kealakehe-Kohala-Konawaena Complex Area

THE STRIVE HI SCHOOL PERFORMANCE REPORT is an annual snapshot of a school's performance on key indicators of student success. This report shows schools' progress on the Department and Board of Education's Strategic Plan and federally-required indicators under the Every Student Succeeds Act. These results help inform action for teachers, principals, community members, and other stakeholders.



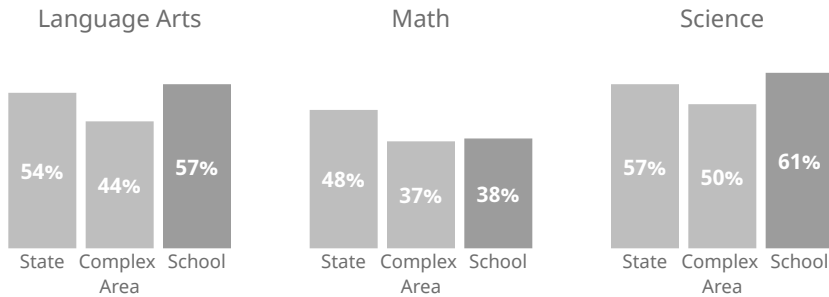
How are students performing in each subject?

Measures the percent of students meeting the standard/who are proficient on state assessments.



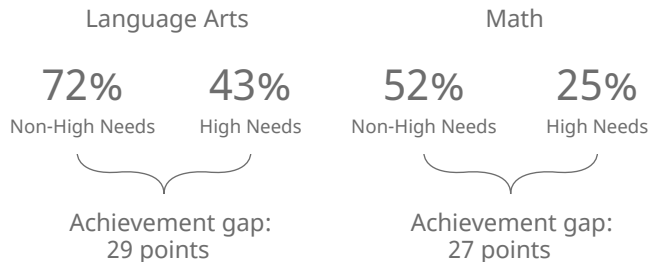
How are students performing compared to others?

Compares the percent of students meeting the standard/who are proficient on state assessments.



How are student subgroups performing?

High Needs: English learners, economically disadvantaged, and students receiving Special Education services. Non-High Needs: All other students.



48%

of students learning English are on-track to English language proficiency



How are students' academic progress measured?

The Smarter Balanced test shows the relative progress of the average student on state assessments using a Median Growth Percentile (MGP). HSA-Alt & KĀ'EO tests show the percent of students making academic growth each year.

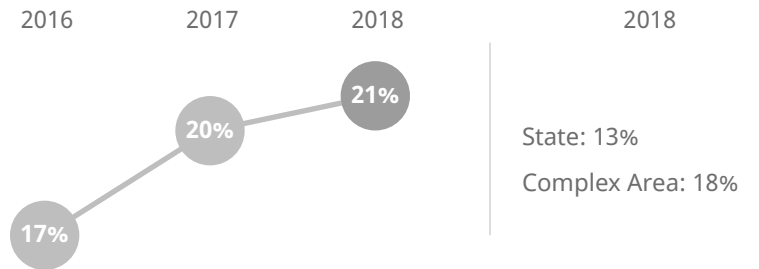


How many 3rd graders read on grade level?

74%

 of 3rd graders read near, at, or above grade level

How many students missed 15 or more days of school this year?



How do students feel about their school?

Measures percent of students reporting positive school climate as measured by the Tripod Student Perception Survey.

76%

 of students feel positively about their school

Holualoa Elementary

76-5957 Mamalahoa Highway, Holualoa, Hawaii | Hawaii | Honokaa-Kealakehe-Kohala-Konawaena Complex Area

Our Story

through:

- *Rigorous standards-based curriculum and instruction
- *Education of the whole child
- *Preparing global citizens who exemplify empathy, tenacity, and resilience
- *Inspiring a lifelong love of learning

The school successfully completed the WASC accreditation process November of 2017 and was awarded a six-year term of accreditation.

Staff utilizes the state adopted curriculums of Reading Wonders and Stepping Stones supplemented with programs such as Success for All (reading), Accelerated Reader (independent reading) and various writing tools such as RACE and opinion writing to support students in learning the Common Core State Standards. The school is in the process of adopting and implementing the Next Generation Science Standards fully in the upcoming school year.

Students have the opportunity to pursue study of core academics and a rich menu of whole child experiences through resource classes in in gardening, library, Hawaiian studies, STEM and physical education. In addition, student are given the opportunity to participate in community field trips, robotics and classroom based partnership with the Donkey Mill Art Center in all grade levels. supported with a strong accelerated reading program in all grades. A variety of math instructional resources are used to teach students to think and read like mathematicians.

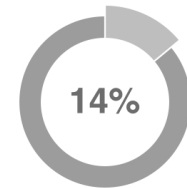
Through the actions outlined and detailed in the annual academic and financial plan, the school sets clear, measurable targets that are ambitious and challenging.

About Our School

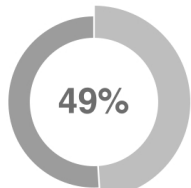
Principal | Jeff Takiue
Grades | K-5
808-313-3800
holualoahawks.org/wp

516

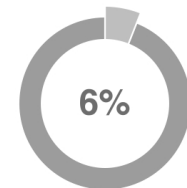
students enrolled



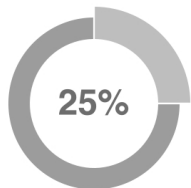
of students are English language learners



of students are eligible for Free or Reduced Lunch



of students receive Special Education services



of students receiving Special Education services are in general education classes most of the day

How do you measure how well a school is doing? In our estimation, it's more than scores on high-stakes tests. Schools should show that they are supporting children along the educational pipeline toward college, career, and community readiness. Are our students attending school? Are they graduating? Are they going to college? And how successfully are schools reducing the achievement gap between high-needs and non-high needs students?

The Strive HI Performance System was designed to account for these factors in student success. Initially created in 2013 by a U.S. Department of Education waiver from certain aspects of the former No Child Left Behind Act, Strive HI has been refocused by the goals and priorities of the 2017-2020 Department of Education and Board of Education Strategic Plan, the governing document for the public education system.

Learn more at <http://bit.ly/StriveHISystem>