



# Honoka'a Elementary

45-534 Pakalana Street | Hawaii | Honokaa-Kealakehe-Kohala-Konawaena Complex Area

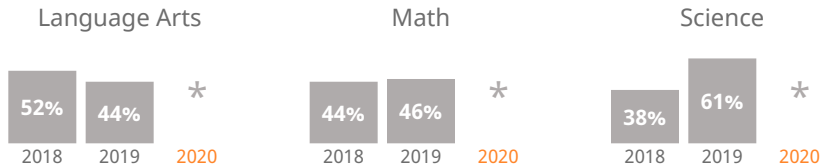
**THE STRIVE HI SCHOOL PERFORMANCE REPORT** is an annual snapshot of a school's performance on key indicators of student success. This report shows schools' progress on the Department and Board of Education's Strategic Plan and federally-required indicators under the Every Student Succeeds Act. These results help inform action for teachers, principals, community members, and other stakeholders.

**\* IMPORTANT:** Due to COVID-19, Hawaii public schools were waived from statewide testing by the U.S. Department of Education. As a result, a number of test-derived results are not available for 2020. Therefore (1) school proficiency rates along with complex area and state proficiency averages, (2) achievement gaps, (3) academic growth, and (4) third and eighth grade literacy are not reported.

**\*\*** 2020 chronic absenteeism is based on absences only through the end of the third quarter (3/13/20). As such, the rate is not directly comparable with 2019 or 2018 which was based on absences through May 1 of each school year.


## How are students performing in each subject?

Measures the percent of students meeting the standard/who are proficient on state assessments.



## How are students performing compared to others?

Compares the percent of students meeting the standard/who are proficient on state assessments.



## How are student subgroups performing?

High Needs: English learners, economically disadvantaged, and students receiving Special Education services. Non-High Needs: All other students.



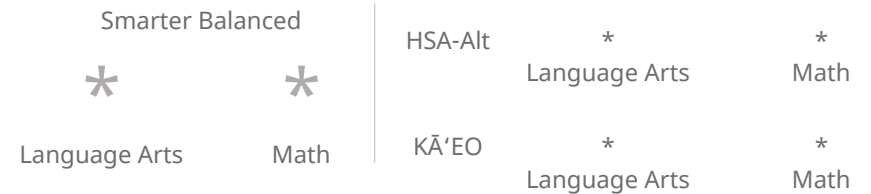
# 80%

of students learning English are **on-track** to English language proficiency



## How are students' academic progress measured?

The Smarter Balanced test shows the relative progress of the average student on state assessments using a Median Growth Percentile (MGP). HSA-Alt & KĀ'EO tests show the percent of students making academic growth each year.

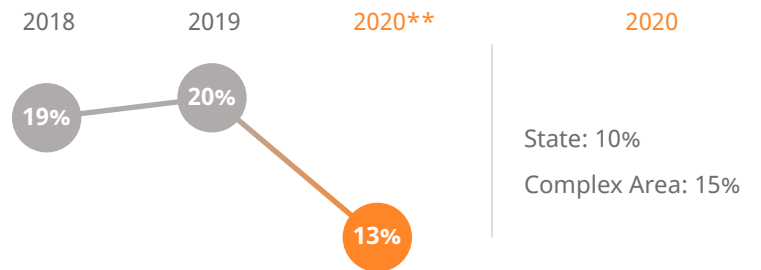


## How many 3rd graders read on grade level?

\* of 3rd graders read **near, at, or above** grade level

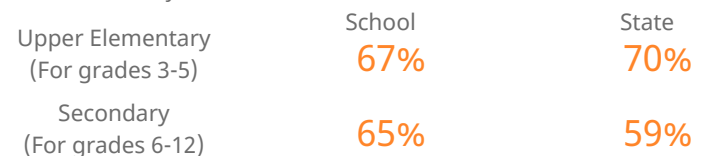


## How many students missed 15 or more days of school this year?



## How do students feel about their school?

Measures percent of students reporting positive school climate as measured by the Panorama Student Survey.



# Honoka'a Elementary

45-534 Pakalana Street | Hawaii | Honokaa-Kealakehe-Kohala-Konawaena Complex Area

## Our Story

Honoka'a Elementary provides a student-centered learning environment aimed at developing students to be their best. We serve students from Pre K through grade 6. A unique feature about our school is our continually developing program with Honoka'a High that provides service learning opportunities for high school students in elementary classes.

Our core instructional programs are Wonders for Language Arts and Stepping Stones Mathematics for grades K-5 while Go Math is used in grade 6. To compliment core instruction we also have a school wide Response to Intervention (RtI) block to provide additional support for students. Honoka'a Elementary has an active School Community Council, which is comprised of school and community members who meet monthly to help guide the school's academic and financial plans.

At our teachers meet every seven days in Data Teams. These teams review data and collaborate in selecting strategies to be implemented to improve student performance and increase achievement.

In our school we aim to provide a foundation in which each student's academic potential is developed in a nurturing environment. By doing this, we hope to instill a love for learning that will empower them to make positive choices for their future.

How do you measure how well a school is doing? In our estimation, it's more than scores on high-stakes tests. Schools should show that they are supporting children along the educational pipeline toward college, career, and community readiness. Are our students attending school? Are they graduating? Are they going to college? And how successfully are schools reducing the achievement gap between high-needs and non-high needs students?

The Strive HI Performance System was designed to account for these factors in student success. Initially created in 2013 by a U.S. Department of Education waiver from certain aspects of the former No Child Left Behind Act, Strive HI has been refocused by the goals and priorities of the 2017-2020 Department of Education and Board of Education Strategic Plan, the governing document for the public education system.

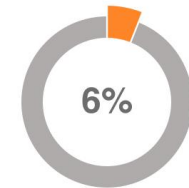
Learn more at  
<http://bit.ly/StriveHISystem>

## About Our School

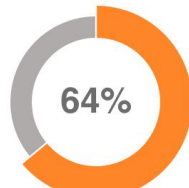
Principal | Rory Souza  
Grades | K-6  
808-775-8820  
[www.honokaael.k12.hi.us](http://www.honokaael.k12.hi.us)

370

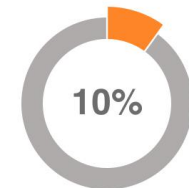
students enrolled



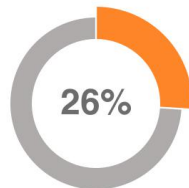
of students are English language learners



of students are eligible for Free or Reduced Lunch



of students receive Special Education services



of students receiving Special Education services are in general education classes most of the day



# Honoka'a Elementary

45-534 Pakalana Street | Hawaii | Honokaa-Kealakehe-Kohala-Konawaena Complex Area

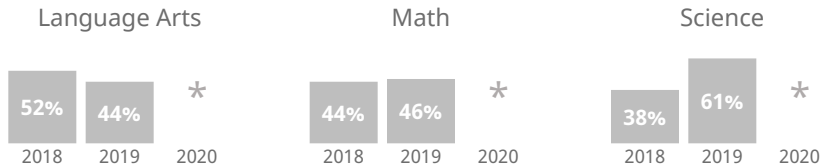
**THE STRIVE HI SCHOOL PERFORMANCE REPORT** is an annual snapshot of a school's performance on key indicators of student success. This report shows schools' progress on the Department and Board of Education's Strategic Plan and federally-required indicators under the Every Student Succeeds Act. These results help inform action for teachers, principals, community members, and other stakeholders.

**\* IMPORTANT:** Due to COVID-19, Hawaii public schools were waived from statewide testing by the U.S. Department of Education. As a result, a number of test-derived results are not available for 2020. Therefore (1) school proficiency rates along with complex area and state proficiency averages, (2) achievement gaps, (3) academic growth, and (4) third and eighth grade literacy are not reported.

**\*\*** 2020 chronic absenteeism is based on absences only through the end of the third quarter (3/13/20). As such, the rate is not directly comparable with 2019 or 2018 which was based on absences through May 1 of each school year.


## How are students performing in each subject?

Measures the percent of students meeting the standard/who are proficient on state assessments.




## How are students performing compared to others?

Compares the percent of students meeting the standard/who are proficient on state assessments.



## How are student subgroups performing?

High Needs: English learners, economically disadvantaged, and students receiving Special Education services. Non-High Needs: All other students.

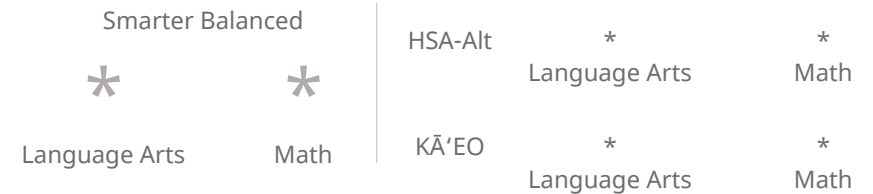


# 80%

of students learning English are on-track to English language proficiency

## How are students' academic progress measured?

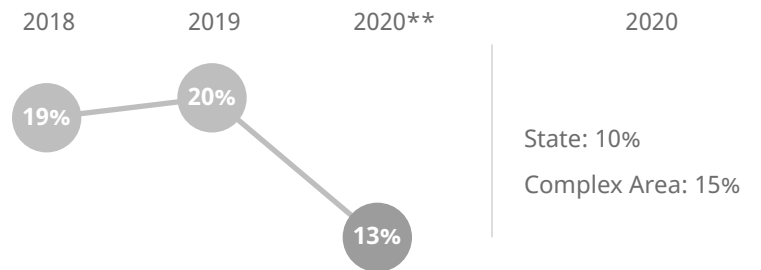
The Smarter Balanced test shows the relative progress of the average student on state assessments using a Median Growth Percentile (MGP). HSA-Alt & KĀ'EO tests show the percent of students making academic growth each year.



## How many 3rd graders read on grade level?

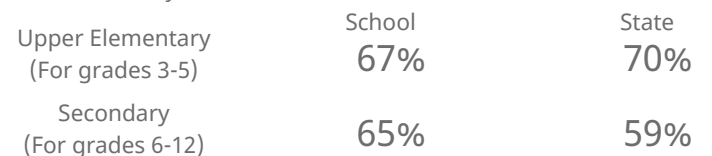
\* of 3rd graders read near, at, or above grade level

## How many students missed 15 or more days of school this year?



## How do students feel about their school?

Measures percent of students reporting positive school climate as measured by the Panorama Student Survey.



# Honoka'a Elementary

45-534 Pakalana Street | Hawaii | Honokaa-Kealakehe-Kohala-Konawaena Complex Area

## Our Story

Honoka'a Elementary provides a student-centered learning environment aimed at developing students to be their best. We serve students from Pre K through grade 6. A unique feature about our school is our continually developing program with Honoka'a High that provides service learning opportunities for high school students in elementary classes.

Our core instructional programs are Wonders for Language Arts and Stepping Stones Mathematics for grades K-5 while Go Math is used in grade 6. To compliment core instruction we also have a school wide Response to Intervention (RTI) block to provide additional support for students. Honoka'a Elementary has an active School Community Council, which is comprised of school and community members who meet monthly to help guide the school's academic and financial plans.

At our teachers meet every seven days in Data Teams. These teams review data and collaborate in selecting strategies to be implemented to improve student performance and increase achievement.

In our school we aim to provide a foundation in which each student's academic potential is developed in a nurturing environment. By doing this, we hope to instill a love for learning that will empower them to make positive choices for their future.

How do you measure how well a school is doing? In our estimation, it's more than scores on high-stakes tests. Schools should show that they are supporting children along the educational pipeline toward college, career, and community readiness. Are our students attending school? Are they graduating? Are they going to college? And how successfully are schools reducing the achievement gap between high-needs and non-high needs students?

The Strive HI Performance System was designed to account for these factors in student success. Initially created in 2013 by a U.S. Department of Education waiver from certain aspects of the former No Child Left Behind Act, Strive HI has been refocused by the goals and priorities of the 2017-2020 Department of Education and Board of Education Strategic Plan, the governing document for the public education system.

Learn more at <http://bit.ly/StriveHISystem>

## About Our School

Principal | Rory Souza

Grades | K-6

808-775-8820

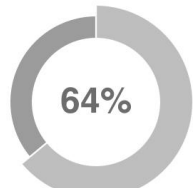
[www.honokaael.k12.hi.us](http://www.honokaael.k12.hi.us)

# 370

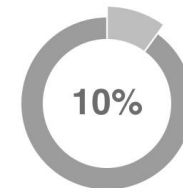
students enrolled



of students are English language learners



of students are eligible for Free or Reduced Lunch



of students receive Special Education services



of students receiving Special Education services are in general education classes most of the day