



Ka'ewai Elementary

1929 Kamehameha IV Road | Oahu | Farrington-Kaiser-Kalani Complex Area

THE STRIVE HI SCHOOL PERFORMANCE REPORT is an annual snapshot of a school's performance on key indicators of student success. This report shows schools' progress on the Department and Board of Education's Strategic Plan and federally-required indicators under the Every Student Succeeds Act. These results help inform action for teachers, principals, community members, and other stakeholders.

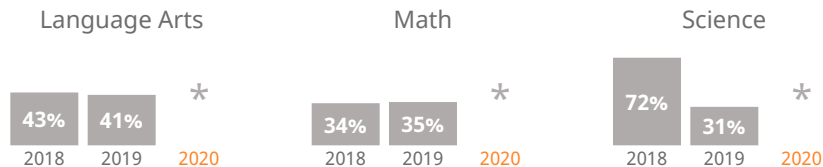
*** IMPORTANT:** Due to COVID-19, Hawaii public schools were waived from statewide testing by the U.S. Department of Education. As a result, a number of test-derived results are not available for 2020. Therefore (1) school proficiency rates along with complex area and state proficiency averages, (2) achievement gaps, (3) academic growth, and (4) third and eighth grade literacy are not reported.

****** 2020 chronic absenteeism is based on absences only through the end of the third quarter (3/13/20). As such, the rate is not directly comparable with 2019 or 2018 which was based on absences through May 1 of each school year.




How are students performing in each subject?

Measures the percent of students meeting the standard/who are proficient on state assessments.



How are students performing compared to others?

Compares the percent of students meeting the standard/who are proficient on state assessments.



How are student subgroups performing?

High Needs: English learners, economically disadvantaged, and students receiving Special Education services. Non-High Needs: All other students.



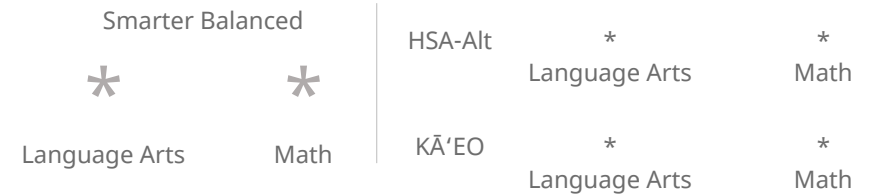
48%

of students learning English are **on-track** to English language proficiency



How are students' academic progress measured?

The Smarter Balanced test shows the relative progress of the average student on state assessments using a Median Growth Percentile (MGP). HSA-Alt & KĀ'EO tests show the percent of students making academic growth each year.

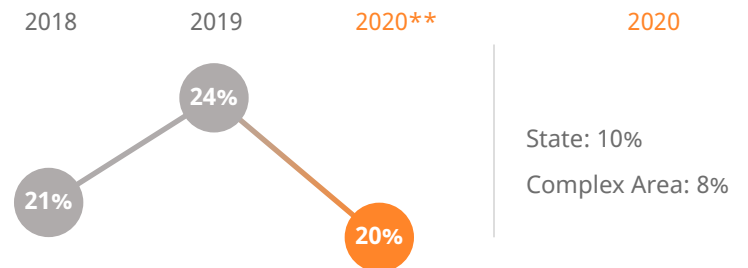


How many 3rd graders read on grade level?

* of 3rd graders read **near, at, or above** grade level



How many students missed 15 or more days of school this year?



How do students feel about their school?

Measures percent of students reporting positive school climate as measured by the Panorama Student Survey.



How do you measure how well a school is doing? In our estimation, it's more than scores on high-stakes tests. Schools should show that they are supporting children along the educational pipeline toward college, career, and community readiness. Are our students attending school? Are they graduating? Are they going to college? And how successfully are schools reducing the achievement gap between high-needs and non-high needs students?

The Strive HI Performance System was designed to account for these factors in student success. Initially created in 2013 by a U.S. Department of Education waiver from certain aspects of the former No Child Left Behind Act, Strive HI has been refocused by the goals and priorities of the 2017-2020 Department of Education and Board of Education Strategic Plan, the governing document for the public education system.

Learn more at
<http://bit.ly/StriveHISystem>

Ka'ewai Elementary

1929 Kamehameha IV Road | Oahu | Farrington-Kaiser-Kalani Complex Area

Our Story

Ka'ewai Elementary School is located in Kalihi and serves a culturally and linguistically diverse population of students from Kindergarten to Fifth Grade. Founded in 1956, the school has a history of dedicated services to the community and is noted for its caring for all students. A veteran team of professionals works diligently to provide rigorous and relevant learning activities for students.

In addition to programs for our English Language Learners and Special Needs students, the school provides targeted instruction for all students through the Response to Intervention (RtI) program to ensure all are college and career ready. Ka'ewai is a 1 to 1 technology school, where each student is assigned a technology device to further enhance their learning experiences.

Students also have opportunities to participate in afterschool programs such as PAL Football, Hula, the Kupu Stream Project, Art, and Boy Scouts as additional avenues to practice the GLOs. The school remains steadfast in its commitment to continuously improve its services to more effectively meet the needs of students and strengthen their learning experiences.

About Our School

Principal | Bert Carter

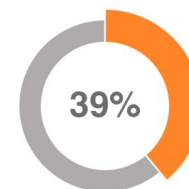
Grades | K-5

808-832-3500

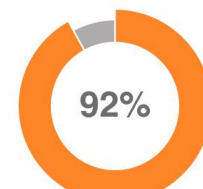
www.kaewaielementary.com

291

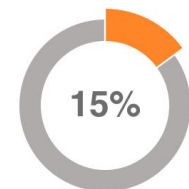
students enrolled



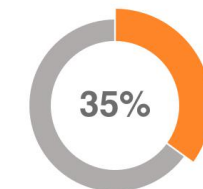
of students are
English language
learners



of students are
eligible for Free or
Reduced Lunch



of students
receive Special
Education services



of students
receiving Special
Education services
are in general
education classes
most of the day



Ka'ewai Elementary

1929 Kamehameha IV Road | Oahu | Farrington-Kaiser-Kalani Complex Area

THE STRIVE HI SCHOOL PERFORMANCE REPORT is an annual snapshot of a school's performance on key indicators of student success. This report shows schools' progress on the Department and Board of Education's Strategic Plan and federally-required indicators under the Every Student Succeeds Act. These results help inform action for teachers, principals, community members, and other stakeholders.

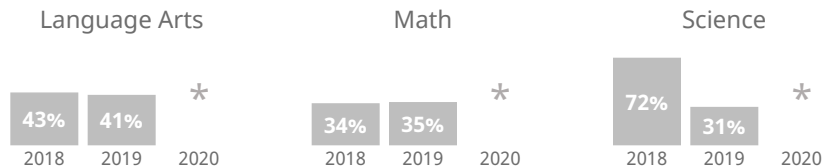
*** IMPORTANT:** Due to COVID-19, Hawaii public schools were waived from statewide testing by the U.S. Department of Education. As a result, a number of test-derived results are not available for 2020. Therefore (1) school proficiency rates along with complex area and state proficiency averages, (2) achievement gaps, (3) academic growth, and (4) third and eighth grade literacy are not reported.

****** 2020 chronic absenteeism is based on absences only through the end of the third quarter (3/13/20). As such, the rate is not directly comparable with 2019 or 2018 which was based on absences through May 1 of each school year.




How are students performing in each subject?

Measures the percent of students meeting the standard/who are proficient on state assessments.



How are students performing compared to others?

Compares the percent of students meeting the standard/who are proficient on state assessments.



How are student subgroups performing?

High Needs: English learners, economically disadvantaged, and students receiving Special Education services. Non-High Needs: All other students.



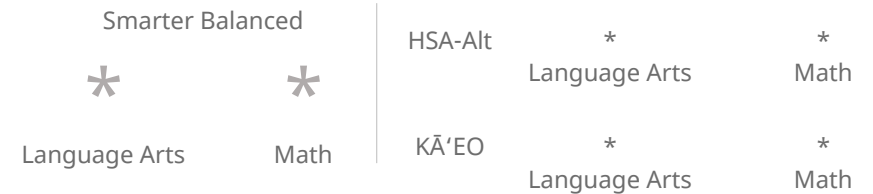
48%

of students learning English are on-track to English language proficiency



How are students' academic progress measured?

The Smarter Balanced test shows the relative progress of the average student on state assessments using a Median Growth Percentile (MGP). HSA-Alt & KĀ'EO tests show the percent of students making academic growth each year.

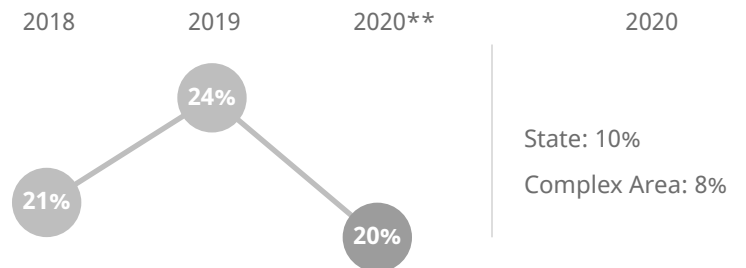


How many 3rd graders read on grade level?

* of 3rd graders read near, at, or above grade level




How many students missed 15 or more days of school this year?



How do students feel about their school?

Measures percent of students reporting positive school climate as measured by the Panorama Student Survey.



How do you measure how well a school is doing? In our estimation, it's more than scores on high-stakes tests. Schools should show that they are supporting children along the educational pipeline toward college, career, and community readiness. Are our students attending school? Are they graduating? Are they going to college? And how successfully are schools reducing the achievement gap between high-needs and non-high needs students?

The Strive HI Performance System was designed to account for these factors in student success. Initially created in 2013 by a U.S. Department of Education waiver from certain aspects of the former No Child Left Behind Act, Strive HI has been refocused by the goals and priorities of the 2017-2020 Department of Education and Board of Education Strategic Plan, the governing document for the public education system.

Learn more at
<http://bit.ly/StriveHISystem>

Ka'ewai Elementary

1929 Kamehameha IV Road | Oahu | Farrington-Kaiser-Kalani Complex Area

Our Story

Ka'ewai Elementary School is located in Kalihi and serves a culturally and linguistically diverse population of students from Kindergarten to Fifth Grade. Founded in 1956, the school has a history of dedicated services to the community and is noted for its caring for all students. A veteran team of professionals works diligently to provide rigorous and relevant learning activities for students.

In addition to programs for our English Language Learners and Special Needs students, the school provides targeted instruction for all students through the Response to Intervention (RtI) program to ensure all are college and career ready. Ka'ewai is a 1 to 1 technology school, where each student is assigned a technology device to further enhance their learning experiences.

Students also have opportunities to participate in afterschool programs such as PAL Football, Hula, the Kupu Stream Project, Art, and Boy Scouts as additional avenues to practice the GLOs. The school remains steadfast in its commitment to continuously improve its services to more effectively meet the needs of students and strengthen their learning experiences.

About Our School

Principal | Bert Carter

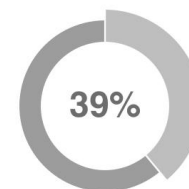
Grades | K-5

808-832-3500

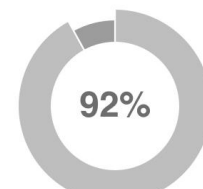
www.kaewaielementary.com

291

students enrolled



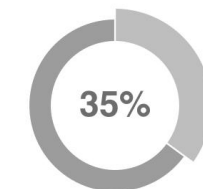
of students are
English language
learners



of students are
eligible for Free or
Reduced Lunch



of students
receive Special
Education services



of students
receiving Special
Education services
are in general
education classes
most of the day