



# Kalihi Elementary

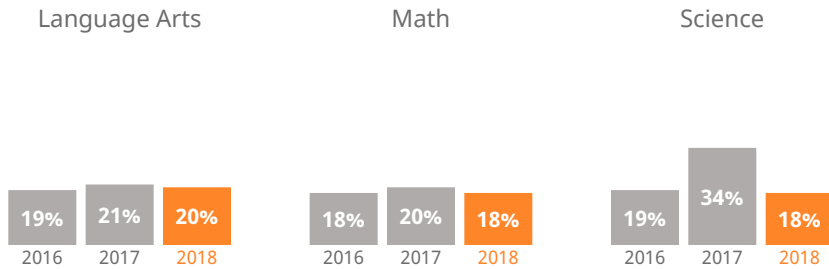
2471 Kula Kolea Drive, Honolulu, Hawaii | Oahu | Farrington-Kaiser-Kalani Complex Area

**THE STRIVE HI SCHOOL PERFORMANCE REPORT** is an annual snapshot of a school's performance on key indicators of student success. This report shows schools' progress on the Department and Board of Education's Strategic Plan and federally-required indicators under the Every Student Succeeds Act. These results help inform action for teachers, principals, community members, and other stakeholders.



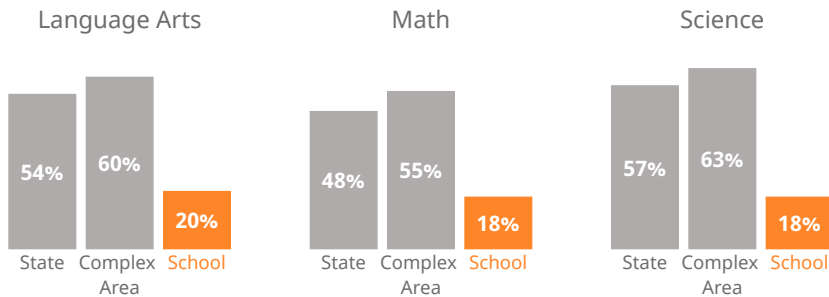
## How are students performing in each subject?

Measures the percent of students meeting the standard/who are proficient on state assessments.



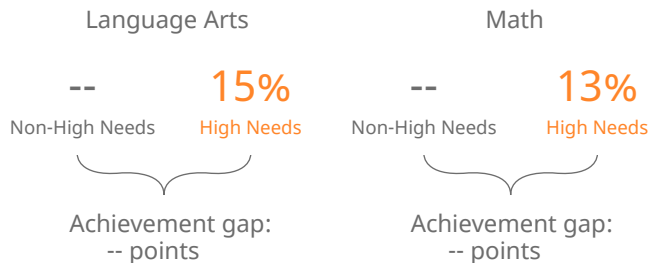
## How are students performing compared to others?

Compares the percent of students meeting the standard/who are proficient on state assessments.



## How are student subgroups performing?

High Needs: English learners, economically disadvantaged, and students receiving Special Education services. Non-High Needs: All other students.



# 43%

of students learning English are **on-track** to English language proficiency



## How are students' academic progress measured?

The Smarter Balanced test shows the relative progress of the average student on state assessments using a Median Growth Percentile (MGP). HSA-Alt & KĀ'EO tests show the percent of students making academic growth each year.

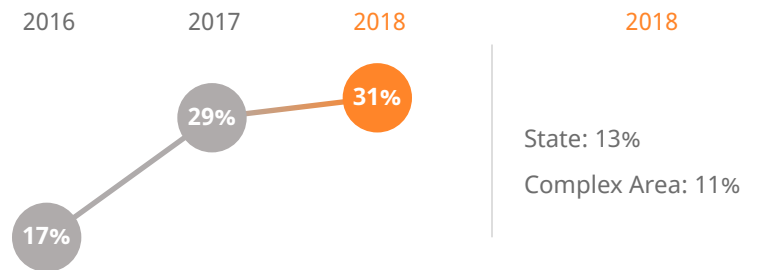


## How many 3rd graders read on grade level?

**50%** of 3rd graders read **near, at, or above** grade level



## How many students missed 15 or more days of school this year?



## How do students feel about their school?

Measures percent of students reporting positive school climate as measured by the Tripod Student Perception Survey.

**72%** of students **feel positively** about their school

# Kalihi Elementary

2471 Kula Kolea Drive, Honolulu, Hawaii | Oahu | Farrington-Kaiser-Kalani Complex Area

## Our Story

Kalihi Elementary sets high expectations for all students, provides a challenging curricula and effective teaching.

All teachers participate in professional development focused on efforts to improve reading and math skills of all students. Timely analysis of formative and summative data guides instruction through scheduled progress monitoring of all students in reading and math.

The school's academic and financial plan are reviewed annually by the School Community Council and then presented to parents and the community. Kalihi Elementary has strong partnerships with organizations and businesses that support achievement.

Kalihi Elementary is among six schools in the Farrington Complex that have applied for a 21st Century Community Learning Center Grant.

How do you measure how well a school is doing? In our estimation, it's more than scores on high-stakes tests. Schools should show that they are supporting children along the educational pipeline toward college, career, and community readiness. Are our students attending school? Are they graduating? Are they going to college? And how successfully are schools reducing the achievement gap between high-needs and non-high needs students?

The Strive HI Performance System was designed to account for these factors in student success. Initially created in 2013 by a U.S. Department of Education waiver from certain aspects of the former No Child Left Behind Act, Strive HI has been refocused by the goals and priorities of the 2017-2020 Department of Education and Board of Education Strategic Plan, the governing document for the public education system.

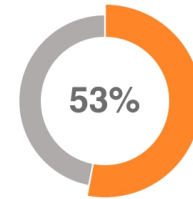
Learn more at  
<http://bit.ly/StriveHISystem>

## About Our School

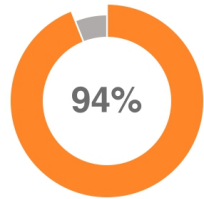
Principal | William Grindell  
Grades | K-5  
808-832-3177  
[kalihi.k12.hi.us](http://kalihi.k12.hi.us)

223

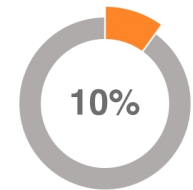
students enrolled



of students are English language learners



of students are eligible for Free or Reduced Lunch



of students receive Special Education services

--

of students receiving Special Education services are in general education classes most of the day



# Kalihi Elementary

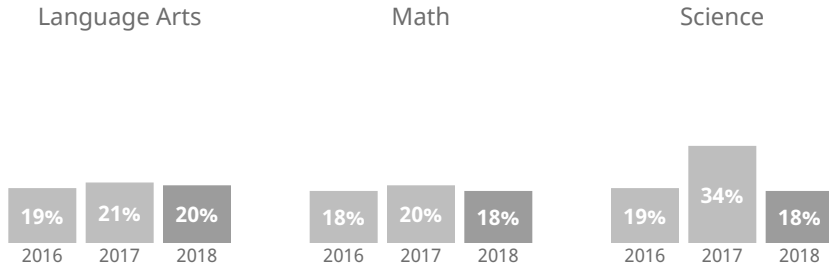
2471 Kula Kolea Drive, Honolulu, Hawaii | Oahu | Farrington-Kaiser-Kalani Complex Area

**THE STRIVE HI SCHOOL PERFORMANCE REPORT** is an annual snapshot of a school's performance on key indicators of student success. This report shows schools' progress on the Department and Board of Education's Strategic Plan and federally-required indicators under the Every Student Succeeds Act. These results help inform action for teachers, principals, community members, and other stakeholders.



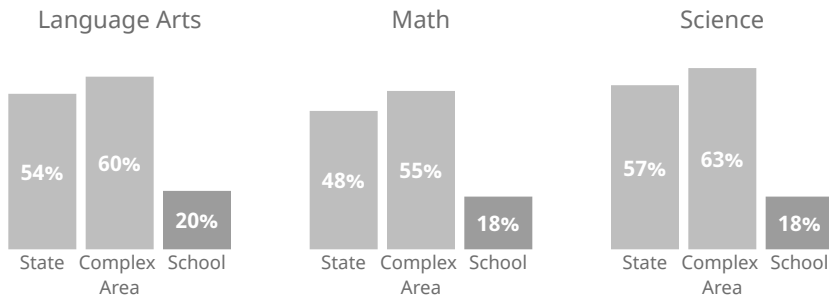
## How are students performing in each subject?

Measures the percent of students meeting the standard/who are proficient on state assessments.



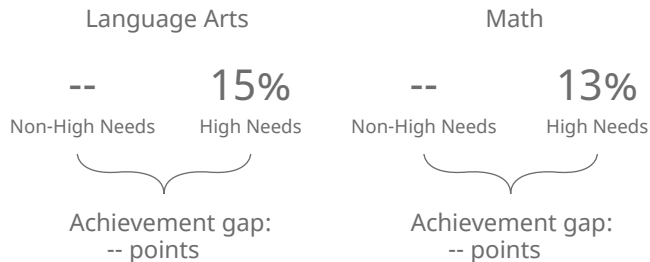
## How are students performing compared to others?

Compares the percent of students meeting the standard/who are proficient on state assessments.



## How are student subgroups performing?

High Needs: English learners, economically disadvantaged, and students receiving Special Education services. Non-High Needs: All other students.



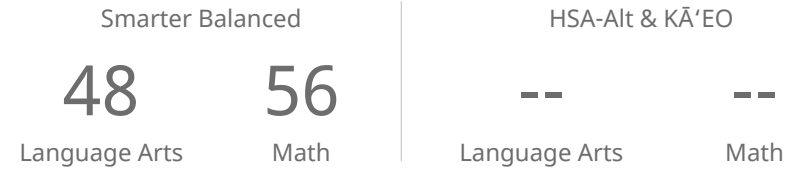
# 43%

of students learning English are on-track to English language proficiency



## How are students' academic progress measured?

The Smarter Balanced test shows the relative progress of the average student on state assessments using a Median Growth Percentile (MGP). HSA-Alt & KĀ'EO tests show the percent of students making academic growth each year.

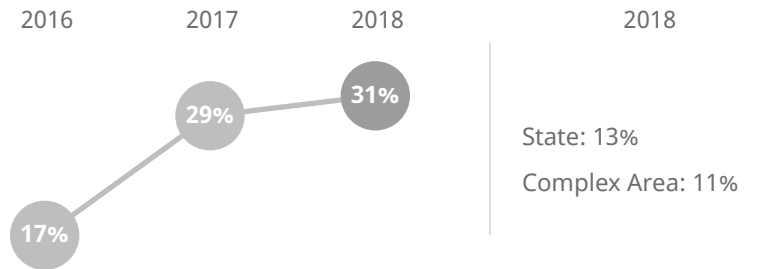


## How many 3rd graders read on grade level?

**50%** of 3rd graders read near, at, or above grade level



## How many students missed 15 or more days of school this year?



## How do students feel about their school?

Measures percent of students reporting positive school climate as measured by the Tripod Student Perception Survey.

**72%** of students feel positively about their school

How do you measure how well a school is doing? In our estimation, it's more than scores on high-stakes tests. Schools should show that they are supporting children along the educational pipeline toward college, career, and community readiness. Are our students attending school? Are they graduating? Are they going to college? And how successfully are schools reducing the achievement gap between high-needs and non-high needs students?

The Strive HI Performance System was designed to account for these factors in student success. Initially created in 2013 by a U.S. Department of Education waiver from certain aspects of the former No Child Left Behind Act, Strive HI has been refocused by the goals and priorities of the 2017-2020 Department of Education and Board of Education Strategic Plan, the governing document for the public education system.

Learn more at <http://bit.ly/StriveHISystem>

# Kalihi Elementary

2471 Kula Kolea Drive, Honolulu, Hawaii | Oahu | Farrington-Kaiser-Kalani Complex Area

## Our Story

Kalihi Elementary sets high expectations for all students, provides a challenging curricula and effective teaching.

All teachers participate in professional development focused on efforts to improve reading and math skills of all students. Timely analysis of formative and summative data guides instruction through scheduled progress monitoring of all students in reading and math.

The school's academic and financial plan are reviewed annually by the School Community Council and then presented to parents and the community. Kalihi Elementary has strong partnerships with organizations and businesses that support achievement.

Kalihi Elementary is among six schools in the Farrington Complex that have applied for a 21st Century Community Learning Center Grant.

## About Our School

Principal | William Grindell

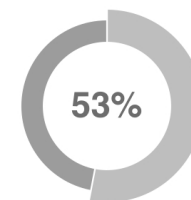
Grades | K-5

808-832-3177

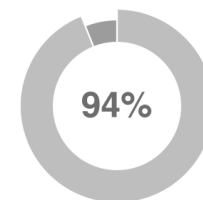
[kalihi.k12.hi.us](http://kalihi.k12.hi.us)

# 223

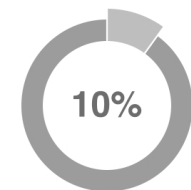
students enrolled



of students are English language learners



of students are eligible for Free or Reduced Lunch



of students receive Special Education services

--

of students receiving Special Education services are in general education classes most of the day