



# Kaunakakai Elementary

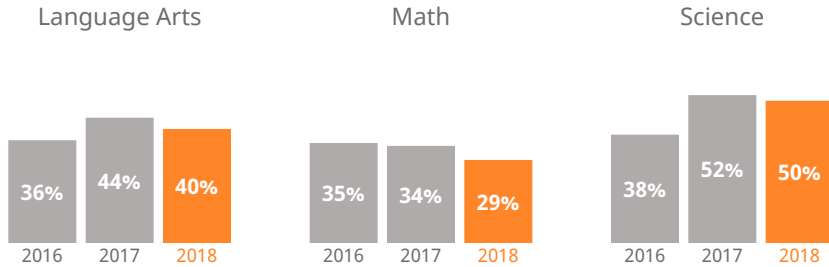
30 Ailoa Street, Kaunakakai, Hawaii | Molokai | Hana-Lahainaluna-Lanai-Molokai Complex Area

**THE STRIVE HI SCHOOL PERFORMANCE REPORT** is an annual snapshot of a school's performance on key indicators of student success. This report shows schools' progress on the Department and Board of Education's Strategic Plan and federally-required indicators under the Every Student Succeeds Act. These results help inform action for teachers, principals, community members, and other stakeholders.



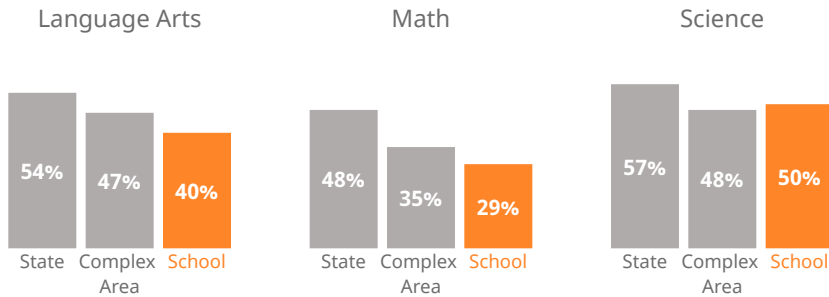
## How are students performing in each subject?

Measures the percent of students meeting the standard/who are proficient on state assessments.



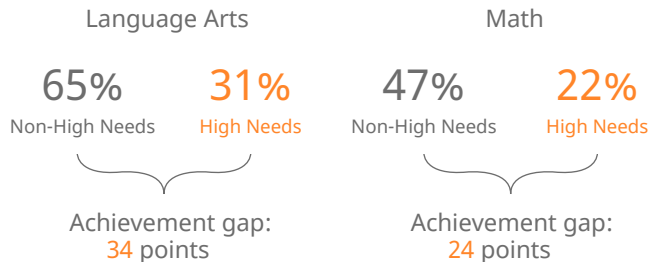
## How are students performing compared to others?

Compares the percent of students meeting the standard/who are proficient on state assessments.



## How are student subgroups performing?

High Needs: English learners, economically disadvantaged, and students receiving Special Education services. Non-High Needs: All other students.



## How are students' academic progress measured?

The Smarter Balanced test shows the relative progress of the average student on state assessments using a Median Growth Percentile (MGP). HSA-Alt & KĀ'EO tests show the percent of students making academic growth each year.

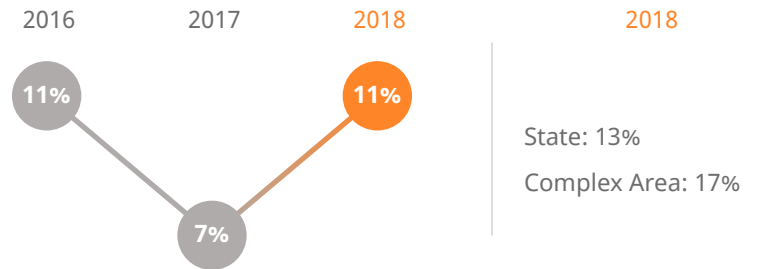


## How many 3rd graders read on grade level?

-- of 3rd graders read **near, at, or above** grade level



## How many students missed 15 or more days of school this year?



## How do students feel about their school?

Measures percent of students reporting positive school climate as measured by the Tripod Student Perception Survey.

**62%** of students **feel positively** about their school

# Kaunakakai Elementary

30 Ailoa Street, Kaunakakai, Hawaii | Molokai | Hana-Lahainaluna-Lanai-Molokai Complex Area

## Our Story

Kaunakakai Elementary focuses on tracking student progress through consistent data collection and analysis to identify students in need of reading and math supports. Teachers also reflect on their own teaching and learning to enhance their skills and knowledge, and build relationships.

The school provides individualized or small group support through differentiated instruction to help students succeed. The school's Parent Community Network Center provides quality family and school services and serves as a bridge among the home, community and school.

How do you measure how well a school is doing? In our estimation, it's more than scores on high-stakes tests. Schools should show that they are supporting children along the educational pipeline toward college, career, and community readiness. Are our students attending school? Are they graduating? Are they going to college? And how successfully are schools reducing the achievement gap between high-needs and non-high needs students?

The Strive HI Performance System was designed to account for these factors in student success. Initially created in 2013 by a U.S. Department of Education waiver from certain aspects of the former No Child Left Behind Act, Strive HI has been refocused by the goals and priorities of the 2017-2020 Department of Education and Board of Education Strategic Plan, the governing document for the public education system.

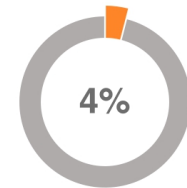
Learn more at  
<http://bit.ly/StriveHISystem>

## About Our School

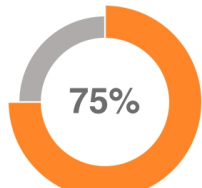
Principal | Daniel Espaniola  
Grades | K-6  
808-567-7200  
[kaunakakaischool.net](http://kaunakakaischool.net)

275

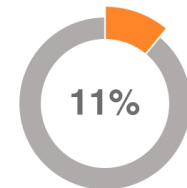
students enrolled



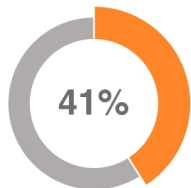
4%  
of students are English language learners



75%  
of students are eligible for Free or Reduced Lunch



11%  
of students receive Special Education services



41%  
of students receiving Special Education services are in general education classes most of the day



# Kaunakakai Elementary

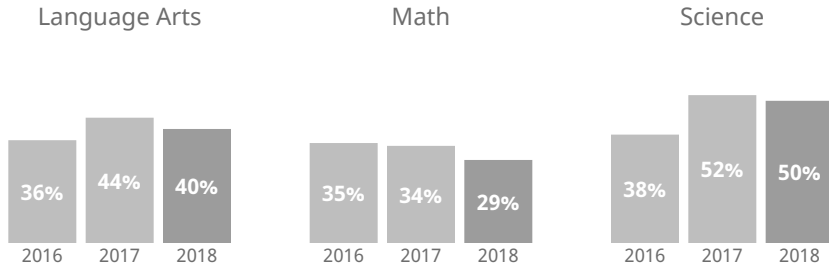
30 Ailoa Street, Kaunakakai, Hawaii | Molokai | Hana-Lahainaluna-Lanai-Molokai Complex Area

**THE STRIVE HI SCHOOL PERFORMANCE REPORT** is an annual snapshot of a school's performance on key indicators of student success. This report shows schools' progress on the Department and Board of Education's Strategic Plan and federally-required indicators under the Every Student Succeeds Act. These results help inform action for teachers, principals, community members, and other stakeholders.



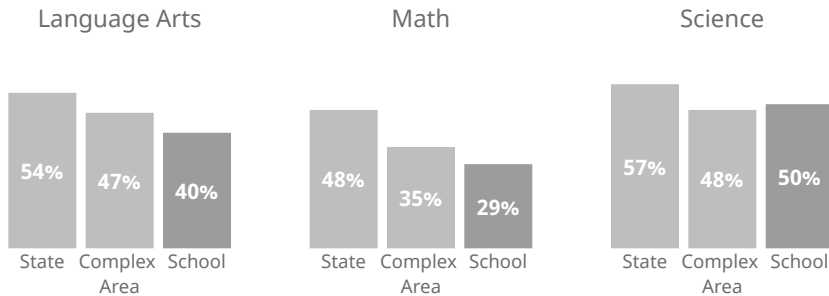
## How are students performing in each subject?

Measures the percent of students meeting the standard/who are proficient on state assessments.



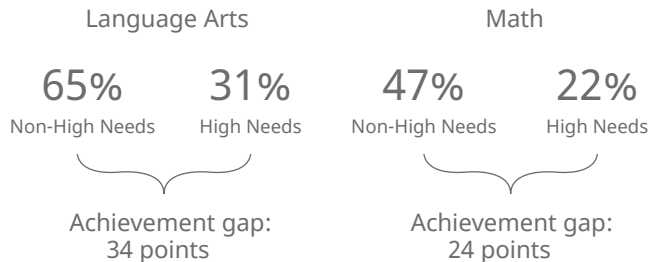
## How are students performing compared to others?

Compares the percent of students meeting the standard/who are proficient on state assessments.



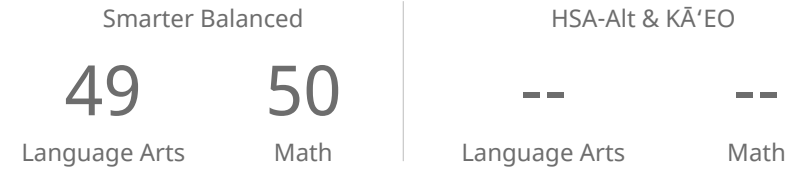
## How are student subgroups performing?

High Needs: English learners, economically disadvantaged, and students receiving Special Education services. Non-High Needs: All other students.



## How are students' academic progress measured?

The Smarter Balanced test shows the relative progress of the average student on state assessments using a Median Growth Percentile (MGP). HSA-Alt & KĀ'EO tests show the percent of students making academic growth each year.

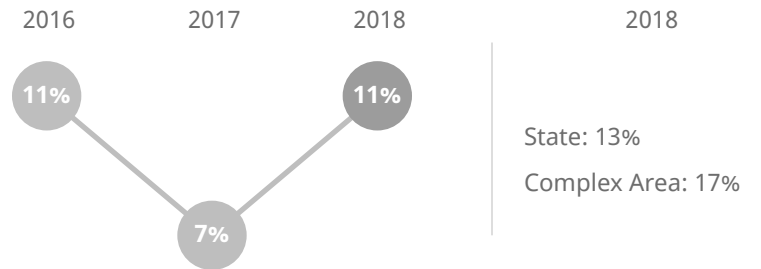


## How many 3rd graders read on grade level?

-- of 3rd graders read near, at, or above grade level



## How many students missed 15 or more days of school this year?



## How do students feel about their school?

Measures percent of students reporting positive school climate as measured by the Tripod Student Perception Survey.

62% of students feel positively about their school

# Kaunakakai Elementary

30 Ailoa Street, Kaunakakai, Hawaii | Molokai | Hana-Lahainaluna-Lanai-Molokai Complex Area

## Our Story

Kaunakakai Elementary focuses on tracking student progress through consistent data collection and analysis to identify students in need of reading and math supports. Teachers also reflect on their own teaching and learning to enhance their skills and knowledge, and build relationships.

The school provides individualized or small group support through differentiated instruction to help students succeed. The school's Parent Community Network Center provides quality family and school services and serves as a bridge among the home, community and school.

How do you measure how well a school is doing? In our estimation, it's more than scores on high-stakes tests. Schools should show that they are supporting children along the educational pipeline toward college, career, and community readiness. Are our students attending school? Are they graduating? Are they going to college? And how successfully are schools reducing the achievement gap between high-needs and non-high needs students?

The Strive HI Performance System was designed to account for these factors in student success. Initially created in 2013 by a U.S. Department of Education waiver from certain aspects of the former No Child Left Behind Act, Strive HI has been refocused by the goals and priorities of the 2017-2020 Department of Education and Board of Education Strategic Plan, the governing document for the public education system.

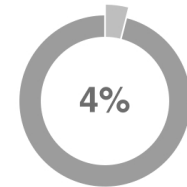
Learn more at  
<http://bit.ly/StriveHISystem>

## About Our School

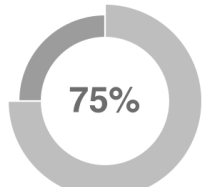
Principal | Daniel Espaniola  
Grades | K-6  
808-567-7200  
[kaunakakaischool.net](http://kaunakakaischool.net)

275

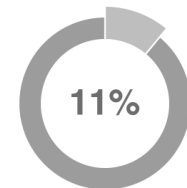
students enrolled



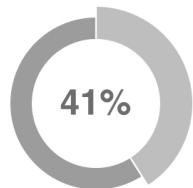
of students are  
English language  
learners



of students are  
eligible for Free or  
Reduced Lunch



of students  
receive Special  
Education services



of students  
receiving Special  
Education services  
are in general  
education classes  
most of the day