



# Ke Ana La'ahana PCS

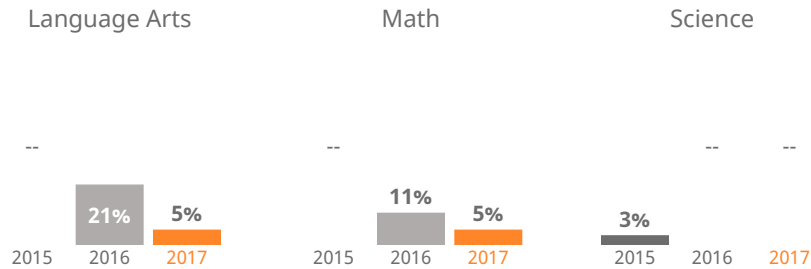
162 Baker Avenue, Hilo, Hawaii | Hawaii | Charter Schools

**THE STRIVE HI SCHOOL PERFORMANCE REPORT** is an annual snapshot of a school's performance on key indicators of student success. This report shows schools' progress on the Department and Board of Education's Strategic Plan and federally-required indicators under the Every Student Succeeds Act. These results help inform action for teachers, principals, community members, and other stakeholders.



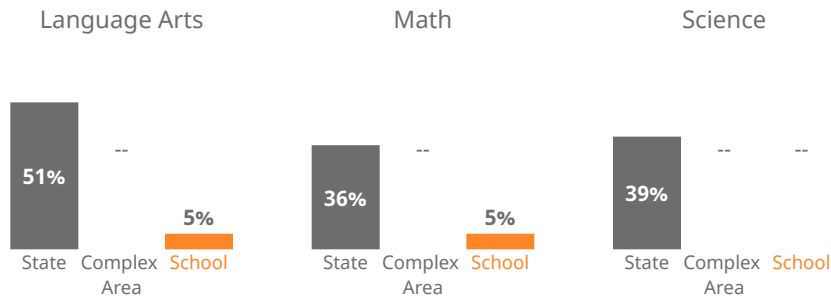
## How are students performing in each subject?

Measures the percent of students meeting the standard/who are proficient on state assessments.



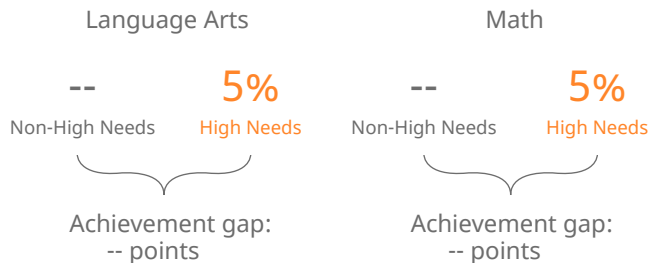
## How are students performing compared to others?

Compares the percent of students meeting the standard/who are proficient on state assessments.



## How are student subgroups performing?

High Needs: English learners, economically disadvantaged, and students receiving Special Education services. Non-High Needs: All other students.



-- of students learning English are **on-track** to English language proficiency



## How do students' progress compare to their peers'?

The Median Growth Percentile (MGP) shows the relative progress of the average student on state assessments. For example, an MGP of 60 means the average student performance was better than 60% of students that scored similarly on previous state assessments.

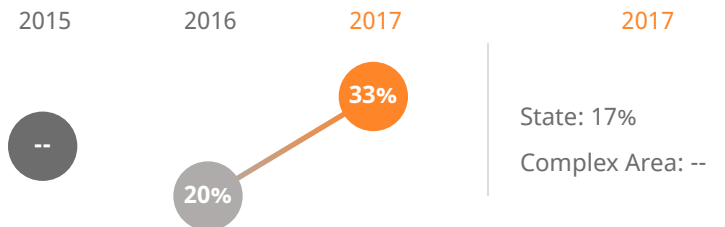


## How many students are prepared for transition?

- of 8th graders read near, at, or above grade level
- of 9th graders are promoted to 10th grade on-time
- of students completed a Career & Technical Education program by 12th grade
- 70% of students graduated on-time
- of students enrolled in postsecondary institutions the fall after graduation



## How many students missed 15 or more days of school this year?



## Do students feel safe at this school?

Measures student responses on the Safety dimension of the School Quality Survey.

How students feel about their safety --

# Ke Ana La'ahana PCS

162 Baker Avenue, Hilo, Hawaii | Hawaii | Charter Schools

## Our Story

To recognize, nurture, and foster cultural identity and cultural awareness in an environment that has historical connections and lineal linkage to student. Students engage in critical thinking and demonstrate complete mastery of the academia for the future as a result of this educational program that is driven by family, community, and culture.

“Ku I Ka Mana” Like the one from whom he received what he learned. Said of a child who behaves like those who reared him. (Pukui, 1983)

How do you measure how well a school is doing? In our estimation, it's more than scores on high-stakes tests. Schools should show that they are supporting children along the educational pipeline toward college, career, and community readiness. Are our students attending school? Are they graduating? Are they going to college? And how successfully are schools reducing the achievement gap between high-needs and non-high needs students?

The Strive HI Performance System was designed to account for these factors in student success. Initially created in 2013 by a U.S. Department of Education waiver from certain aspects of the former No Child Left Behind Act, Strive HI has been refocused by the goals and priorities of the 2017-2020 Department of Education and Board of Education Strategic Plan, the governing document for the public education system. Our Strategic Plan provides a common foundation of expectations and supports for public education, centering on closing the achievement gap to ensure equity and excellence in our schools.

Learn more at <http://bit.ly/StriveHISystem>

## The Strategic Plan

The Strategic Plan describes shared objectives for equity and excellence for every child. To measure progress on the Strategic Plan, we report on key statewide success indicators. These indicators represent the health of public education, focusing on those which have greatest impact on student success, as well as state and federal requirements. They do not comprehensively represent the diverse measures of success valued by our nearly 300 schools. Schools address their unique approach to indicators through their Academic and Financial Plans and charter school contracts. Learn more at <http://bit.ly/1WaqQrL>

## About Our School

Principal | Kamaka Gunderson  
Grades | 7-12  
808-961-6228  
[www.kalpcs.com](http://www.kalpcs.com)

54

students enrolled

--

of students are  
English language  
learners

--

of students are  
eligible for Free or  
Reduced Lunch

--

of students  
receive Special  
Education services

--

of students  
receiving Special  
Education services  
are in general  
education classes  
most of the day



# Ke Ana La'ahana PCS

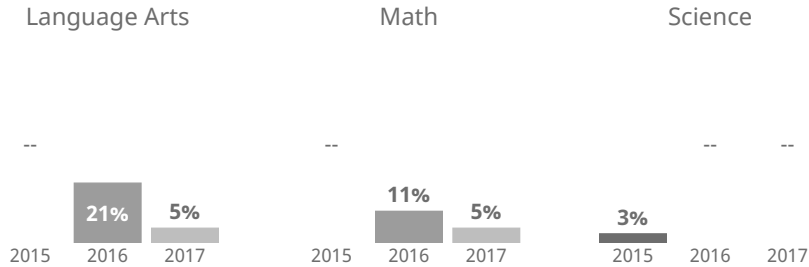
162 Baker Avenue, Hilo, Hawaii | Hawaii | Charter Schools

**THE STRIVE HI SCHOOL PERFORMANCE REPORT** is an annual snapshot of a school's performance on key indicators of student success. This report shows schools' progress on the Department and Board of Education's Strategic Plan and federally-required indicators under the Every Student Succeeds Act. These results help inform action for teachers, principals, community members, and other stakeholders.



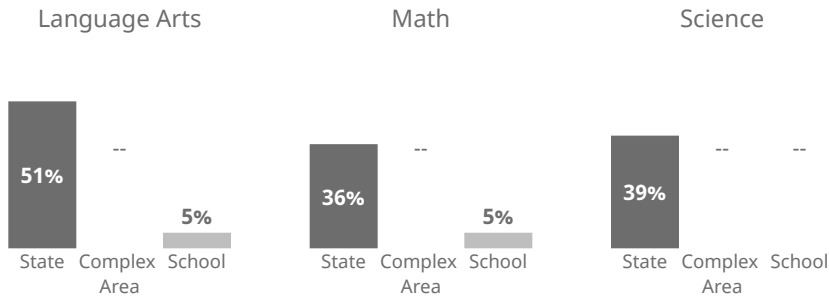
## How are students performing in each subject?

Measures the percent of students meeting the standard/who are proficient on state assessments.




## How are students performing compared to others?

Compares the percent of students meeting the standard/who are proficient on state assessments.



## How are student subgroups performing?

High Needs: English learners, economically disadvantaged, and students receiving Special Education services. Non-High Needs: All other students.



-- of students learning English are on-track to English language proficiency

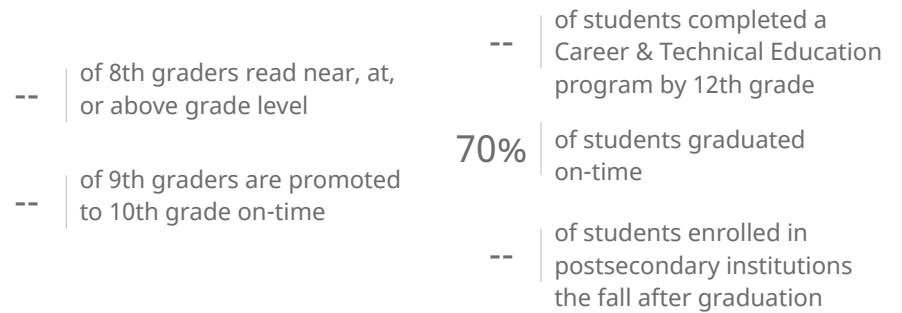


## How do students' progress compare to their peers'?

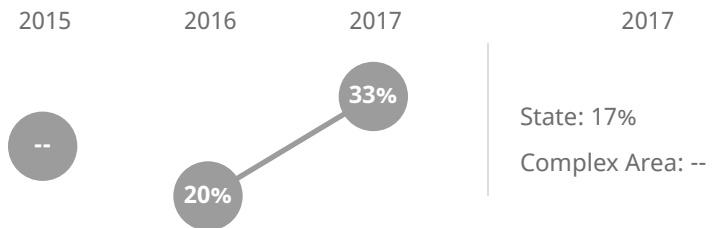
The Median Growth Percentile (MGP) shows the relative progress of the average student on state assessments. For example, an MGP of 60 means the average student performance was better than 60% of students that scored similarly on previous state assessments.



## How many students are prepared for transition?

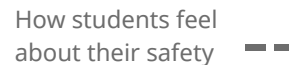


## How many students missed 15 or more days of school this year?



## Do students feel safe at this school?

Measures student responses on the Safety dimension of the School Quality Survey.



How do you measure how well a school is doing? In our estimation, it's more than scores on high-stakes tests. Schools should show that they are supporting children along the educational pipeline toward college, career, and community readiness. Are our students attending school? Are they graduating? Are they going to college? And how successfully are schools reducing the achievement gap between high-needs and non-high needs students?

The Strive HI Performance System was designed to account for these factors in student success. Initially created in 2013 by a U.S. Department of Education waiver from certain aspects of the former No Child Left Behind Act, Strive HI has been refocused by the goals and priorities of the 2017-2020 Department of Education and Board of Education Strategic Plan, the governing document for the public education system. Our Strategic Plan provides a common foundation of expectations and supports for public education, centering on closing the achievement gap to ensure equity and excellence in our schools.

Learn more at <http://bit.ly/StriveHISystem>

# Ke Ana La'ahana PCS

162 Baker Avenue, Hilo, Hawaii | Hawaii | Charter Schools

## Our Story

To recognize, nurture, and foster cultural identity and cultural awareness in an environment that has historical connections and lineal linkage to student. Students engage in critical thinking and demonstrate complete mastery of the academia for the future as a result of this educational program that is driven by family, community, and culture.

“Ku I Ka Mana” Like the one from whom he received what he learned. Said of a child who behaves like those who reared him. (Pukui, 1983)

## The Strategic Plan

The Strategic Plan describes shared objectives for equity and excellence for every child. To measure progress on the Strategic Plan, we report on key statewide success indicators. These indicators represent the health of public education, focusing on those which have greatest impact on student success, as well as state and federal requirements. They do not comprehensively represent the diverse measures of success valued by our nearly 300 schools. Schools address their unique approach to indicators through their Academic and Financial Plans and charter school contracts. Learn more at <http://bit.ly/1WqqQrL>

## About Our School

Principal | Kamaka Gunderson  
Grades | 7-12  
808-961-6228  
[www.kalpcs.com](http://www.kalpcs.com)

54

students enrolled

--

of students are  
English language  
learners

--

of students are  
eligible for Free or  
Reduced Lunch

--

of students  
receive Special  
Education services

--

of students  
receiving Special  
Education services  
are in general  
education classes  
most of the day