



Keonepoko Elementary

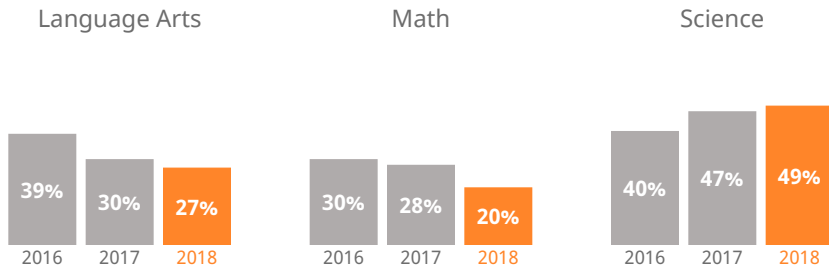
15-890 Kahakai Boulevard, Pahoehoe, Hawaii | Hawaii | Kau-Keaau-Pahoehoe Complex Area

THE STRIVE HI SCHOOL PERFORMANCE REPORT is an annual snapshot of a school's performance on key indicators of student success. This report shows schools' progress on the Department and Board of Education's Strategic Plan and federally-required indicators under the Every Student Succeeds Act. These results help inform action for teachers, principals, community members, and other stakeholders.



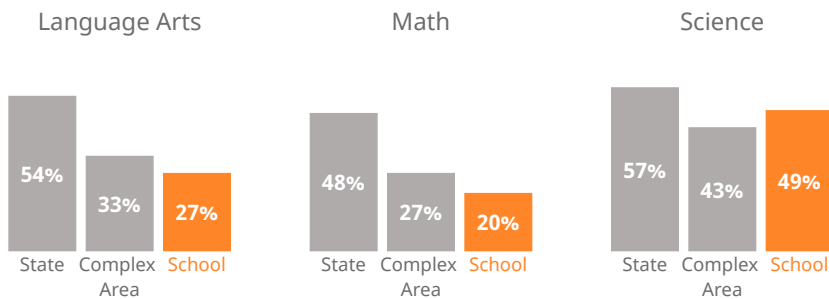
How are students performing in each subject?

Measures the percent of students meeting the standard/who are proficient on state assessments.



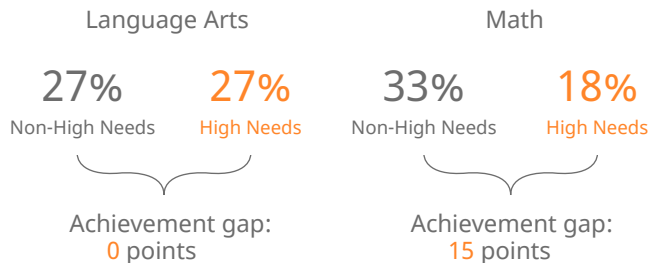
How are students performing compared to others?

Compares the percent of students meeting the standard/who are proficient on state assessments.



How are student subgroups performing?

High Needs: English learners, economically disadvantaged, and students receiving Special Education services. Non-High Needs: All other students.



26%

of students learning English are **on-track** to English language proficiency



How are students' academic progress measured?

The Smarter Balanced test shows the relative progress of the average student on state assessments using a Median Growth Percentile (MGP). HSA-Alt & KĀ'EO tests show the percent of students making academic growth each year.

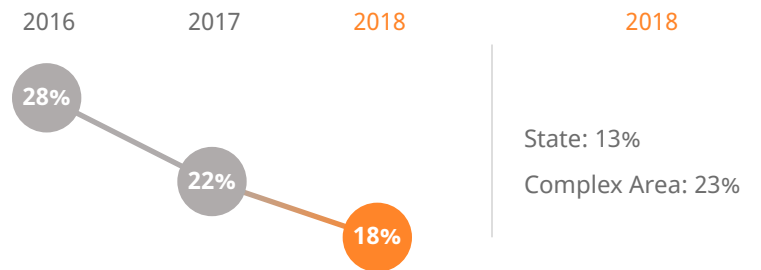


How many 3rd graders read on grade level?

43% of 3rd graders read **near, at, or above** grade level



How many students missed 15 or more days of school this year?



How do students feel about their school?

Measures percent of students reporting positive school climate as measured by the Tripod Student Perception Survey.

60% of students **feel positively** about their school

Keonepoko Elementary

15-890 Kahakai Boulevard, Pahoa, Hawaii | Hawaii | Kau-Keaau-Pahoa Complex Area

Our Story

Keonepoko Elementary School is a kind, compassionate, & caring school located in the Puna district of Hawaii Island. Keonepoko Elementary is located within the town of Pahoa in the Kau-Kea'au-Pahoa Complex. Our school motto is : Malama Ia'u, School.

The school has a PK-6 student population that has remained consistent at about 600 students for the past two years. In recent days the lava eruption in Leilani Estates has significantly impacted the Pahoa community, and many families are moving out of the area, or choosing to send their children to other schools. Our current enrollment is approximately 500 students. Keonepoko Elementary School serves a multicultural student population with Native Hawaiian students being the largest population served along with varying populations of White, Micronesian, Filipino, Hispanic, Portuguese and other Pacific Islanders. Approximately 92% of the student population qualifies for free and reduced lunch. Beginning in the 16-17 SY, Keonepoko Elementary School along with the KKP Complex began participating in the Community Eligibility Provision Program (CEP) that provides all students in the complex with free breakfast and lunch regardless of their income.

KEO continues to encourage family and community partnerships through family-focused events that include Open House, Parent/Teacher Conferences, grade level family engagement activities, Family Fun Nights, as well as annual celebrations that showcase student progress toward achieving state standards and the general learner outcomes (GLO's).

As the heart of this area we strive to provide hope to our students, their ohana, and the community. We believe in nurturing the whole child as we engage students minds and hearts in their learning. This includes strengthening students social and emotional skills allowing them to be resilient and thrive, while engaging them as critical thinkers, problem solvers, and innovators who can create better tomorrow's for themselves, their community, and the world.

How do you measure how well a school is doing? In our estimation, it's more than scores on high-stakes tests. Schools should show that they are supporting children along the educational pipeline toward college, career, and community readiness. Are our students attending school? Are they graduating? Are they going to college? And how successfully are schools reducing the achievement gap between high-needs and non-high needs students?

The Strive HI Performance System was designed to account for these factors in student success. Initially created in 2013 by a U.S. Department of Education waiver from certain aspects of the former No Child Left Behind Act, Strive HI has been refocused by the goals and priorities of the 2017-2020 Department of Education and Board of Education Strategic Plan, the governing document for the public education system.

Learn more at
<http://bit.ly/StriveHISystem>

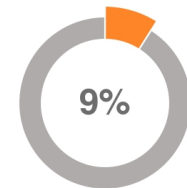
About Our School

Principal | Kasey Eisenhour
Grades | K-6
808-313-4500

www.facebook.com/Keonepoko-Elementary-563497480444911

587

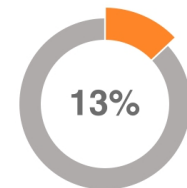
students enrolled



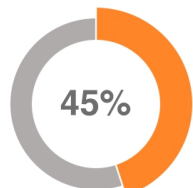
of students are English language learners

--

of students are eligible for Free or Reduced Lunch



of students receive Special Education services



of students receiving Special Education services are in general education classes most of the day



Keonepoko Elementary

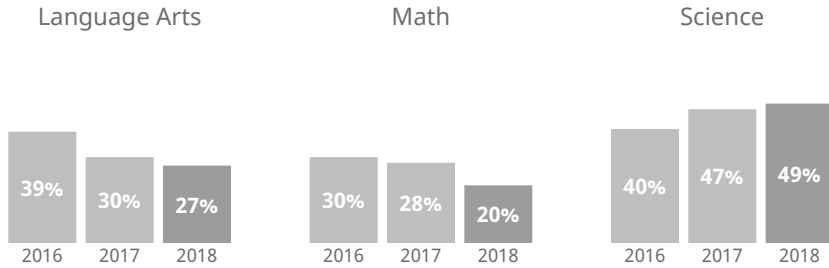
15-890 Kahakai Boulevard, Pahoā, Hawaii | Hawaii | Kau-Keaau-Pahoā Complex Area

THE STRIVE HI SCHOOL PERFORMANCE REPORT is an annual snapshot of a school's performance on key indicators of student success. This report shows schools' progress on the Department and Board of Education's Strategic Plan and federally-required indicators under the Every Student Succeeds Act. These results help inform action for teachers, principals, community members, and other stakeholders.



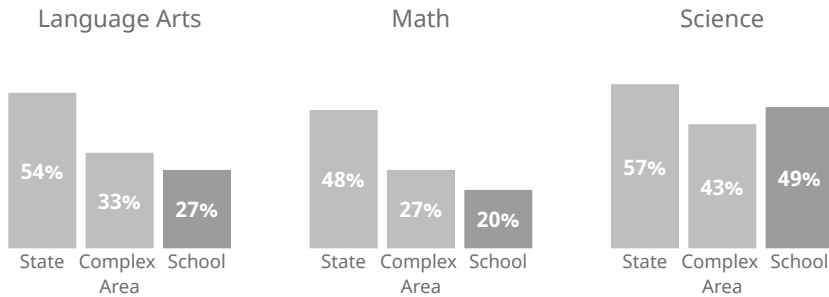
How are students performing in each subject?

Measures the percent of students meeting the standard/who are proficient on state assessments.



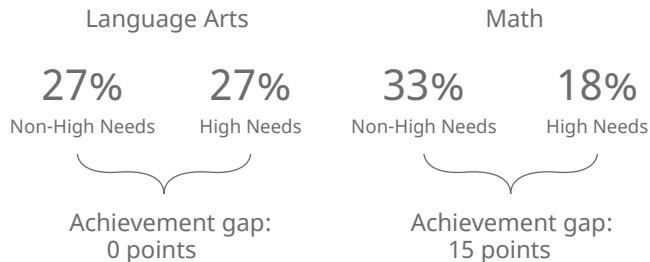
How are students performing compared to others?

Compares the percent of students meeting the standard/who are proficient on state assessments.



How are student subgroups performing?

High Needs: English learners, economically disadvantaged, and students receiving Special Education services. Non-High Needs: All other students.



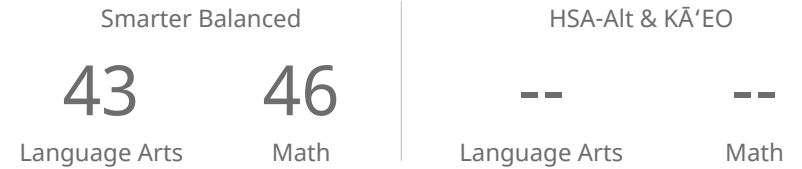
26%

of students learning English are on-track to English language proficiency



How are students' academic progress measured?

The Smarter Balanced test shows the relative progress of the average student on state assessments using a Median Growth Percentile (MGP). HSA-Alt & KĀ'EO tests show the percent of students making academic growth each year.

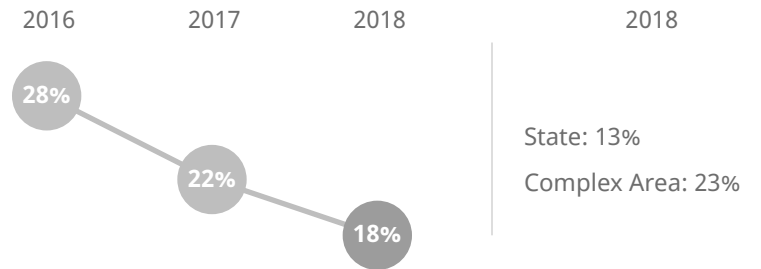


How many 3rd graders read on grade level?

43%

 of 3rd graders read near, at, or above grade level

How many students missed 15 or more days of school this year?



How do students feel about their school?

Measures percent of students reporting positive school climate as measured by the Tripod Student Perception Survey.

60%

 of students feel positively about their school

How do you measure how well a school is doing? In our estimation, it's more than scores on high-stakes tests. Schools should show that they are supporting children along the educational pipeline toward college, career, and community readiness. Are our students attending school? Are they graduating? Are they going to college? And how successfully are schools reducing the achievement gap between high-needs and non-high needs students?

The Strive HI Performance System was designed to account for these factors in student success. Initially created in 2013 by a U.S. Department of Education waiver from certain aspects of the former No Child Left Behind Act, Strive HI has been refocused by the goals and priorities of the 2017-2020 Department of Education and Board of Education Strategic Plan, the governing document for the public education system.

Learn more at <http://bit.ly/StriveHISystem>

Keonepoko Elementary

15-890 Kahakai Boulevard, Pahoa, Hawaii | Hawaii | Kau-Keaau-Pahoa Complex Area

Our Story

Keonepoko Elementary School is a kind, compassionate, & caring school located in the Puna district of Hawaii Island. Keonepoko Elementary is located within the town of Pahoa in the Kau-Kea'au-Pahoa Complex. Our school motto is : Malama Ia'u, School.

The school has a PK-6 student population that has remained consistent at about 600 students for the past two years. In recent days the lava eruption in Leilani Estates has significantly impacted the Pahoa community, and many families are moving out of the area, or choosing to send their children to other schools. Our current enrollment is approximately 500 students. Keonepoko Elementary School serves a multicultural student population with Native Hawaiian students being the largest population served along with varying populations of White, Micronesian, Filipino, Hispanic, Portuguese and other Pacific Islanders. Approximately 92% of the student population qualifies for free and reduced lunch. Beginning in the 16-17 SY, Keonepoko Elementary School along with the KKP Complex began participating in the Community Eligibility Provision Program (CEP) that provides all students in the complex with free breakfast and lunch regardless of their income.

KEO continues to encourage family and community partnerships through family-focused events that include Open House, Parent/Teacher Conferences, grade level family engagement activities, Family Fun Nights, as well as annual celebrations that showcase student progress toward achieving state standards and the general learner outcomes (GLO's).

As the heart of this area we strive to provide hope to our students, their ohana, and the community. We believe in nurturing the whole child as we engage students minds and hearts in their learning. This includes strengthening students social and emotional skills allowing them to be resilient and thrive, while engaging them as critical thinkers, problem solvers, and innovators who can create better tomorrow's for themselves, their community, and the world.

About Our School

Principal | Kasey Eisenhour

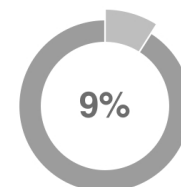
Grades | K-6

808-313-4500

www.facebook.com/Keonepoko-Elementary-563497480444911

587

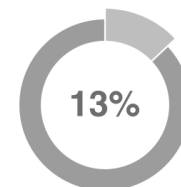
students enrolled



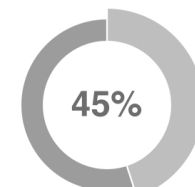
of students are English language learners

--

of students are eligible for Free or Reduced Lunch



of students receive Special Education services



of students receiving Special Education services are in general education classes most of the day