



Koloa Elementary

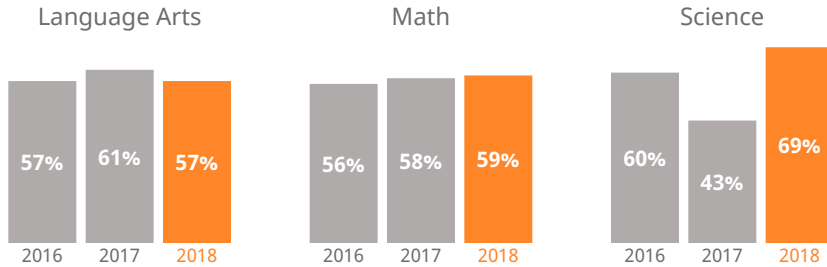
3223 Poipu Road, Koloa, Hawaii | Kauai | Kapaa-Kauai-Waimea Complex Area

THE STRIVE HI SCHOOL PERFORMANCE REPORT is an annual snapshot of a school's performance on key indicators of student success. This report shows schools' progress on the Department and Board of Education's Strategic Plan and federally-required indicators under the Every Student Succeeds Act. These results help inform action for teachers, principals, community members, and other stakeholders.



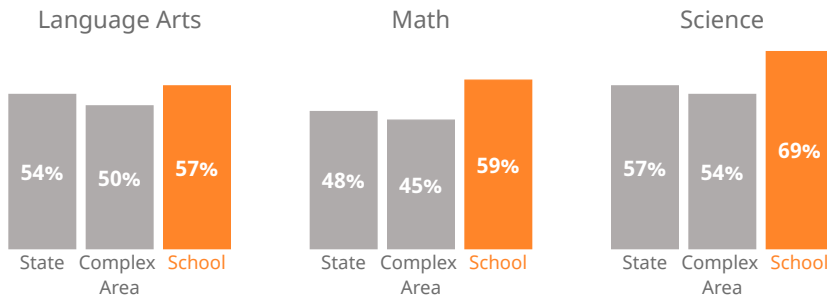
How are students performing in each subject?

Measures the percent of students meeting the standard/who are proficient on state assessments.



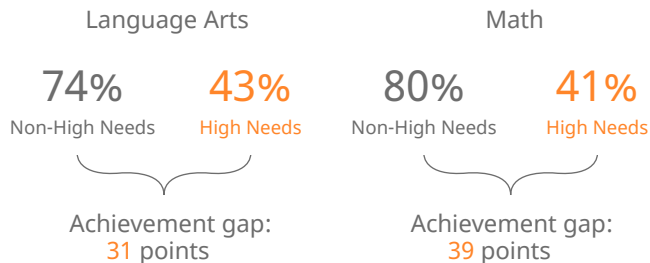
How are students performing compared to others?

Compares the percent of students meeting the standard/who are proficient on state assessments.



How are student subgroups performing?

High Needs: English learners, economically disadvantaged, and students receiving Special Education services. Non-High Needs: All other students.



55%

of students learning English are **on-track** to English language proficiency



How are students' academic progress measured?

The Smarter Balanced test shows the relative progress of the average student on state assessments using a Median Growth Percentile (MGP). HSA-Alt & KĀ'EO tests show the percent of students making academic growth each year.

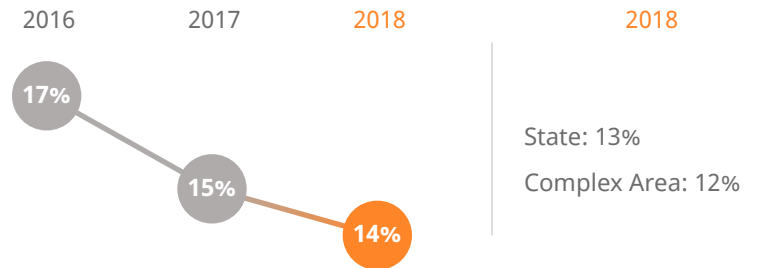


How many 3rd graders read on grade level?

80% of 3rd graders read **near, at, or above** grade level



How many students missed 15 or more days of school this year?



How do students feel about their school?

Measures percent of students reporting positive school climate as measured by the Tripod Student Perception Survey.

76% of students **feel positively** about their school

Koloa Elementary

3223 Poipu Road, Koloa, Hawaii | Kauai | Kapaa-Kauai-Waimea Complex Area

Our Story

Koloa Elementary School fosters a setting where students, staff and families work together to support academic excellence and healthy social-emotional development. High expectations are the norm while respect, responsibility and safety are the cornerstones of our expectations.

Major initiatives to improve student achievement have included training teachers in effective instructional practices, with support from math and English Language Arts curriculum coaches, who provide instructional, planning and data analysis support; standards-based instruction driven by student data; identifying and aligning “essential” content to Common Core Standards; and increasing technology as a teaching and learning tool in all classrooms. Students have a 1:1 device for use in the classroom. All classrooms are equipped with teacher laptop computers, Elmo projectors and Smart Boards.

Koloa Elementary School's Mission is: “The Koloa School 'Ohana cultivates respectful problem solvers and independent learners who meaningfully contribute in our global society.

How do you measure how well a school is doing? In our estimation, it's more than scores on high-stakes tests. Schools should show that they are supporting children along the educational pipeline toward college, career, and community readiness. Are our students attending school? Are they graduating? Are they going to college? And how successfully are schools reducing the achievement gap between high-needs and non-high needs students?

The Strive HI Performance System was designed to account for these factors in student success. Initially created in 2013 by a U.S. Department of Education waiver from certain aspects of the former No Child Left Behind Act, Strive HI has been refocused by the goals and priorities of the 2017-2020 Department of Education and Board of Education Strategic Plan, the governing document for the public education system.

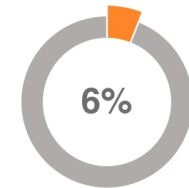
Learn more at
<http://bit.ly/StriveHISystem>

About Our School

Principal | Ray Carvalho
Grades | K-5
808-742-8460
koloa.k12.hi.us

372

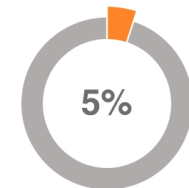
students enrolled



of students are English language learners



of students are eligible for Free or Reduced Lunch



of students receive Special Education services

--

of students receiving Special Education services are in general education classes most of the day



Koloa Elementary

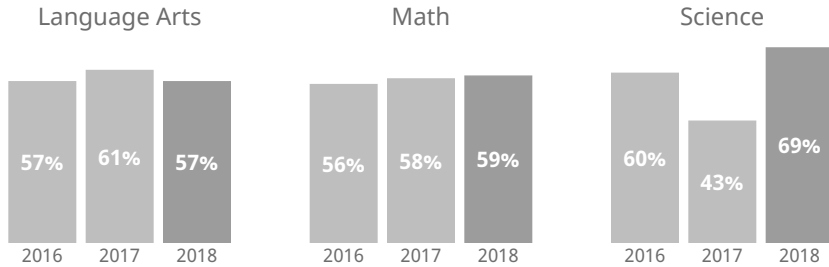
3223 Poipu Road, Koloa, Hawaii | Kauai | Kapaa-Kauai-Waimea Complex Area

THE STRIVE HI SCHOOL PERFORMANCE REPORT is an annual snapshot of a school's performance on key indicators of student success. This report shows schools' progress on the Department and Board of Education's Strategic Plan and federally-required indicators under the Every Student Succeeds Act. These results help inform action for teachers, principals, community members, and other stakeholders.



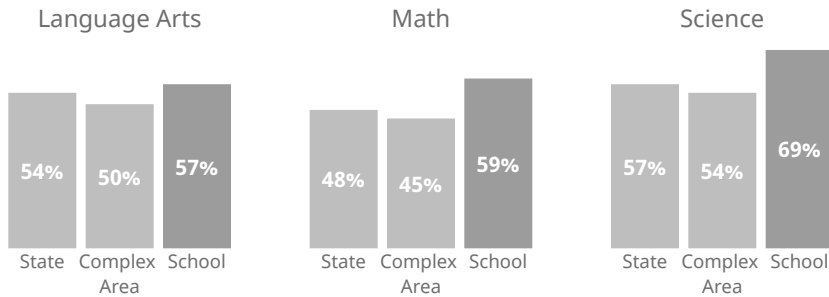
How are students performing in each subject?

Measures the percent of students meeting the standard/who are proficient on state assessments.



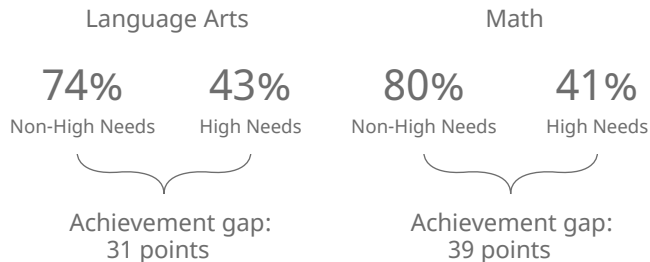
How are students performing compared to others?

Compares the percent of students meeting the standard/who are proficient on state assessments.



How are student subgroups performing?

High Needs: English learners, economically disadvantaged, and students receiving Special Education services. Non-High Needs: All other students.



55%

of students learning English are on-track to English language proficiency



How are students' academic progress measured?

The Smarter Balanced test shows the relative progress of the average student on state assessments using a Median Growth Percentile (MGP). HSA-Alt & KĀ'EO tests show the percent of students making academic growth each year.

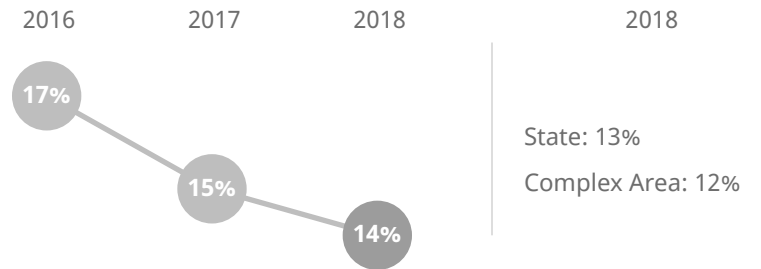


How many 3rd graders read on grade level?

80%

 of 3rd graders read near, at, or above grade level

How many students missed 15 or more days of school this year?



How do students feel about their school?

Measures percent of students reporting positive school climate as measured by the Tripod Student Perception Survey.

76%

 of students feel positively about their school

How do you measure how well a school is doing? In our estimation, it's more than scores on high-stakes tests. Schools should show that they are supporting children along the educational pipeline toward college, career, and community readiness. Are our students attending school? Are they graduating? Are they going to college? And how successfully are schools reducing the achievement gap between high-needs and non-high needs students?

The Strive HI Performance System was designed to account for these factors in student success. Initially created in 2013 by a U.S. Department of Education waiver from certain aspects of the former No Child Left Behind Act, Strive HI has been refocused by the goals and priorities of the 2017-2020 Department of Education and Board of Education Strategic Plan, the governing document for the public education system.

Learn more at <http://bit.ly/StriveHISystem>

Koloa Elementary

3223 Poipu Road, Koloa, Hawaii | Kauai | Kapaa-Kauai-Waimea Complex Area

Our Story

Koloa Elementary School fosters a setting where students, staff and families work together to support academic excellence and healthy social-emotional development. High expectations are the norm while respect, responsibility and safety are the cornerstones of our expectations.

Major initiatives to improve student achievement have included training teachers in effective instructional practices, with support from math and English Language Arts curriculum coaches, who provide instructional, planning and data analysis support; standards-based instruction driven by student data; identifying and aligning “essential” content to Common Core Standards; and increasing technology as a teaching and learning tool in all classrooms. Students have a 1:1 device for use in the classroom. All classrooms are equipped with teacher laptop computers, Elmo projectors and Smart Boards.

Koloa Elementary School's Mission is: “The Koloa School 'Ohana cultivates respectful problem solvers and independent learners who meaningfully contribute in our global society.

About Our School

Principal | Ray Carvalho

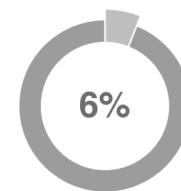
Grades | K-5

808-742-8460

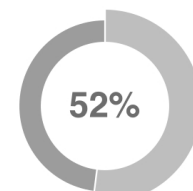
koloa.k12.hi.us

372

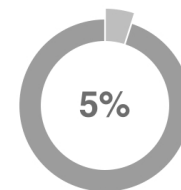
students enrolled



of students are English language learners



of students are eligible for Free or Reduced Lunch



of students receive Special Education services

--

of students receiving Special Education services are in general education classes most of the day