

Konawaena High

81-1043 Konawaena School Road | Hawai'i | Honokaa-Kealahou-Kohala-Konawaena Complex Area

THE 2021-22 STRIVE HI SCHOOL PERFORMANCE REPORT is an annual snapshot of a school's performance on key indicators of student success. This report shows schools' progress on federally-required indicators under the Every Student Succeeds Act; in addition to state-adopted measures focused on student equity, achievement and success. These results help inform action for teachers, principals, and other stakeholders.

Our Story

Located on the slopes of Mauna Loa in Kealahou, Konawaena High School is one of two comprehensive public high schools that service West Hawaii. The school boundary extends 35 miles from Kailua-Kona south to Honoluli. The school's diverse population reflects the evolution of agrarian and resort lifestyles in the Kona district. It is a Title I school.

The school offers comprehensive academic and elective programs, honors courses, 13 Advanced Placement (AP) and 24 credits of on-campus early college courses, a full CTE program, JROTC, and a large complement of co-curricular activities and athletics. The school participates with Hawaii Community College, Palamanui in the Early College program and has several work-study partnerships through the Huiana Work Internship Program.

Konawaena is a member of the Big Island Interscholastic Federation (BIIF) and Hawaii High School Athletic Association (HHSAA), consistently winning league and state championships in a variety of sports.

Konawaena offers programs for students with disabilities or limited English proficiency skills, full counseling services, and a Hawaii Community College-sponsored building and construction academy. Graduates typically enter two/four-year colleges, the workforce, military, or trade schools. The most recent graduating class received over \$3.5M in post-secondary scholarships and waivers.

The faculty is currently comprised of 60 full-time teachers and counselors. The school also employs two athletic healthcare trainers, a part-time Internship coordinator, two part-time check and connect counselors, and several other casual hires to support academics.

The school uses Achieve 3000 and the IXL math program for students needing additional reading and math instruction, offers math workshop support courses in algebra, algebra II and trigonometry, and has partnered with The McCarley Group as its academic consultant to work with teachers during their Professional Learning Communities (PLC) to improve instructional practices. Konawaena also has a parent involver that helps coordinate parent events, an active scholarship foundation, and a host of supportive alumni.

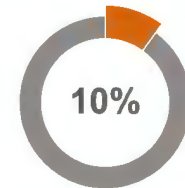
In April 2017, Konawaena High received a full six-year accreditation term from the Western Association of Schools and Colleges (WASC). Recent WASC reports have stated "Konawaena High School deserves commendation for their newly structured Instructional Leadership Team and for embracing the practices and processes which are being implemented as a result."

About Our School

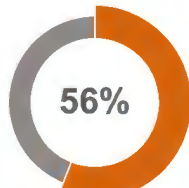
Principal | Momi Kaehuaea
Grades | 9-12
808-323-4500
www.konawaenahs.org

923

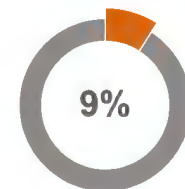
students enrolled



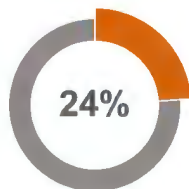
of students are English learners



of students are eligible for Free or Reduced Lunch



of students receive special education services



of special education students are in general education classes most of the day

Learn more at
<http://bit.ly/StriveHISystem>



Konawaena High

81-1043 Konawaena School Road | Hawai'i | Honokaa-Kealahou-Kohala-Konawaena Complex Area

Pandemic Related Considerations When Assessing Strive HI Results

Throughout this 2021-22 school year (SY), numerous pandemic-related challenges arose across Hawai'i's public schools. Many challenges were common across schools, yet others were unique to a particular school or group of schools within a particular geographic area. The pandemic's impact on instruction and learning had an effect on teachers and students, and those conditions should be considered when examining student achievement and school performance results.

Chronic Absenteeism and the Pandemic

(For 2022 results, see Page 4)

In school year 2021-22, there was a substantial, statewide increase in the chronic absenteeism rate. These increases were largely pandemic related and schools had very little control over such absences. While schools continued to implement follow-up procedures for absent students, the impact was minimal given the large number of students kept home due to several pandemic related factors. A number of factors described below were also seen nationally and are not unique to Hawaii only.

It is important to reiterate that the purpose of the Strive HI Chronic Absenteeism Measure is to identify schools where a substantial proportion of students did not receive the full year of instructional time. The measure is not intended to place fault with schools and is based on all student absences, both unexcused and excused absences. The following is a summary of key pandemic related factors that contributed to the large increase in chronic absenteeism rates across schools.

Statewide factors

The single most influential factor attributable to 2021-22 absences was due to COVID infections and quarantines due to potential exposure. Increases in absences and peaks in infection rates were consistently mirrored during September – November 2021 (Delta variant) and January – May 2022 (Omicron variant). Key factors observed included the following:

- Elementary students were disproportionately negatively impacted, accounting for over half of 2021-22 chronically absent students.
- Vaccinations for elementary age students were not readily available through the first half of the school year.
- Vaccine apprehension resulting in parents/guardians more likely to keep their child home knowing he/she is unvaccinated.
- Changes with COVID exposure/infection guidance caused confusion around when students should attend or not attend school.
- Exposure or infection of a single student impacting an entire household including multiple school aged siblings.
- Convenient and abundant access to home tests increased identification of positive results (including non-symptomatic cases) resulting in isolation and quarantines within the household.

Localized factors

The following are localized factors that were reported to increase absences. One was clustered in an individual complex area and the other disproportionately impacted a specific island:

- U.S. Navy emergency fuel storage leak coinciding with increases in absenteeism across one Central Oahu complex area.
- Bus driver shortages were already an issue pre-pandemic and exacerbated further by the pandemic. Approximately 15% of schools statewide were impacted to some degree. Big Island schools were most impacted with around 50% of schools across the island.



Konawaena High

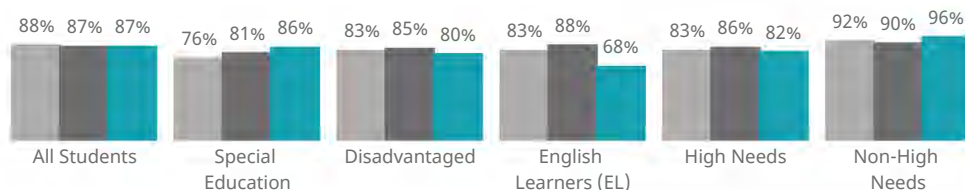
81-1043 Konawaena School Road | Hawai'i | Honokaa-Kealahou-Kohala-Konawaena Complex Area

How many students participated in testing?

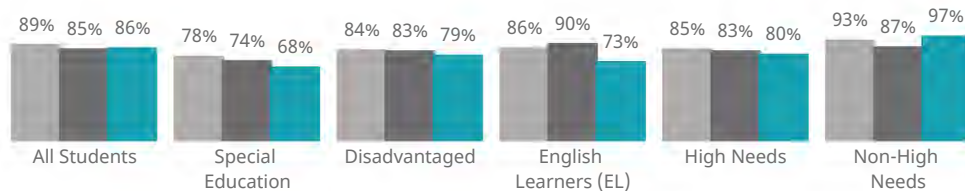
These bar charts display participation rates across language arts, math, and science for All Students and high-needs subgroups. School rates are accompanied by complex area and statewide rates allowing for side-by-side comparisons. Consideration should be given to the following: (A) Participation rates should always be taken into consideration when reviewing proficiency results, and especially so, when students' modes of learning, instruction, and test-taking options are disrupted or altered during the school year; (B) School participation rates should be compared across key subgroups as well as complex area and statewide rates; (C) Participation rates allow readers to judge the extent proficiency and other test derived results such as growth, achievement gap, and 3rd and 8th grade literacy rates, are representative of all students eligible to test; and (D) When participation rates drop below 95%, one should ask, "To what extent are these results reflective of all students eligible to test?" "Are certain student subgroups over- or under-represented?" "Do those differences skew achievement results?" The following link provides guidelines and considerations when examining achievement results derived from low-participation rates, as well as other important pandemic related considerations: Appropriate Use of SY 2020-21 Hawai'i Statewide Assessment Program (HSAP) Results.

<https://drive.google.com/file/d/1mve1u1iXV6MQW3ids0mEd7la76YB4g2/view?usp=sharing>

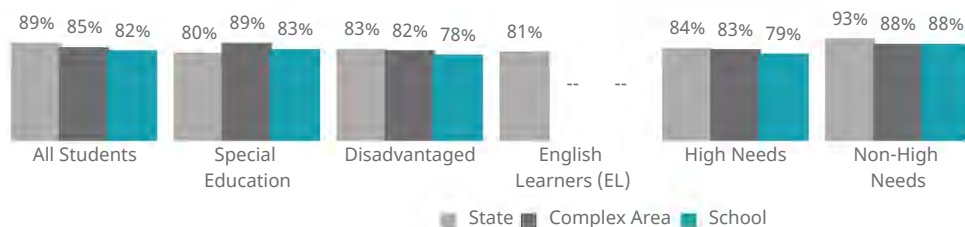
Language Arts Participation - By School, Complex Area, and State



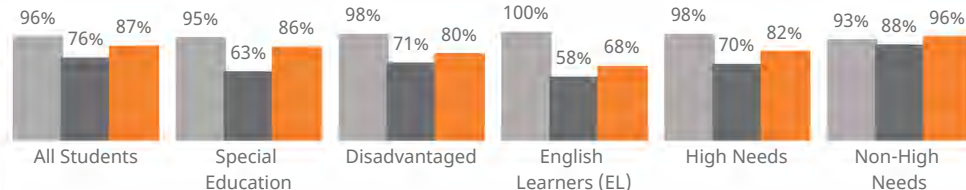
Math Participation - By School, Complex Area, and State



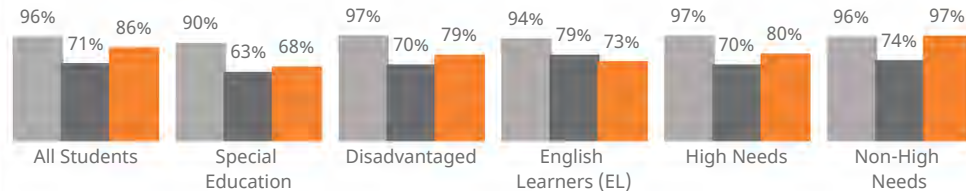
Science Participation - By School, Complex Area, and State



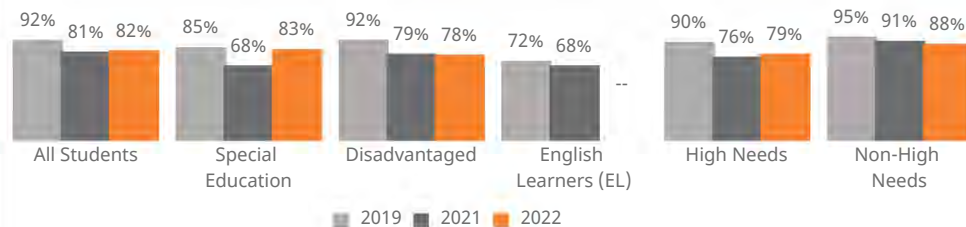
Language Arts Participation - Three-Year Comparison



Math Participation - Three-Year Comparison



Science Participation - Three-Year Comparison





Konawaena High

81-1043 Konawaena School Road | Hawai'i | Honokaa-Kealahou-Kohala-Konawaena Complex Area

2021-22 Strive HI School Performance Results

IMPORTANT: Due to COVID-19, in SY 2020, no statewide tests were administered. In SY 2021, Hawai'i public schools administered a shortened version of the statewide assessment, a skip-year growth methodology was used, and participation rate penalties were waived as approved by the U.S. Department of Education.



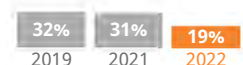
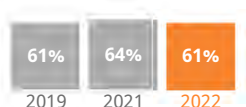
How are students performing in each subject?

Measures the percent of students meeting the standard/who are proficient on state assessments. No participation penalty was applied to 2021 proficiency results.

Language Arts

Math

Science



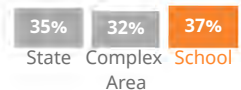
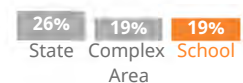
How are students performing compared to others?

Compares the percent of students meeting the standard/who are proficient on state assessments.

Language Arts

Math

Science

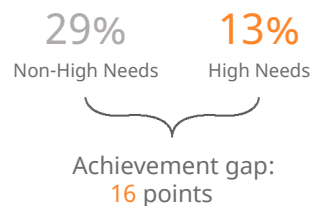
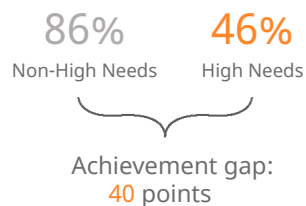


How are student subgroups performing?

High Needs: English learners, economically disadvantaged, and students receiving special education services. Non-High Needs: All other students.

Language Arts

Math



--
of students learning English are **on-track** to English language proficiency



How many students are prepared for transition?

86% of 9th graders are **promoted** to 10th grade on-time

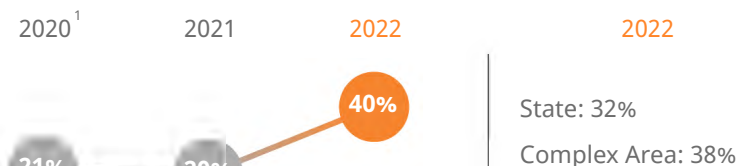
87% of students **graduated** on-time

43% of students completed a **Career & Technical Education** program by 12th grade

40% of students enrolled in **postsecondary institutions** the fall after graduation



How many students missed 15 or more days of school this year?



How do students feel about their school?

Measures percent of students reporting positive school climate as measured by the Panorama Student Survey by school level.



¹ 2020 chronic absenteeism is based on absences only through the end of the third quarter (3/13/20). As such, the rate is not directly comparable with years prior to or following 2020, which were based on absences through May 1 of each school year.

Konawaena High

81-1043 Konawaena School Road | Hawai'i | Honokaa-Kealakehe-Kohala-Konawaena Complex Area

THE 2021-22 STRIVE HI SCHOOL PERFORMANCE REPORT is an annual snapshot of a school's performance on key indicators of student success. This report shows schools' progress on federally-required indicators under the Every Student Succeeds Act; in addition to state-adopted measures focused on student equity, achievement and success. These results help inform action for teachers, principals, and other stakeholders.

Our Story

Located on the slopes of Mauna Loa in Kealakekua, Konawaena High School is one of two comprehensive public high schools that service West Hawaii. The school boundary extends 35 miles from Kailua-Kona south to Honomalino. The school's diverse population reflects the evolution of agrarian and resort lifestyles in the Kona district. It is a Title I school.

The school offers comprehensive academic and elective programs, honors courses, 13 Advanced Placement (AP) and 24 credits of on-campus early college courses, a full CTE program, JROTC, and a large complement of co-curricular activities and athletics. The school participates with Hawaii Community College, Palamanui in the Early College program and has several work-study partnerships through the Huiana Work Internship Program.

Konawaena is a member of the Big Island Interscholastic Federation (BIIF) and Hawaii High School Athletic Association (HHSAA), consistently winning league and state championships in a variety of sports.

Konawaena offers programs for students with disabilities or limited English proficiency skills, full counseling services, and a Hawaii Community College-sponsored building and construction academy. Graduates typically enter two/four-year colleges, the workforce, military, or trade schools. The most recent graduating class received over \$3.5M in post-secondary scholarships and waivers.

The faculty is currently comprised of 60 full-time teachers and counselors. The school also employs two athletic healthcare trainers, a part-time Internship coordinator, two part-time check and connect counselors, and several other casual hires to support academics.

The school uses Achieve 3000 and the IXL math program for students needing additional reading and math instruction, offers math workshop support courses in algebra, algebra II and trigonometry, and has partnered with The McCarley Group as its academic consultant to work with teachers during their Professional Learning Communities (PLC) to improve instructional practices. Konawaena also has a parent involver that helps coordinate parent events, an active scholarship foundation, and a host of supportive alumni.

In April 2017, Konawaena High received a full six-year accreditation term from the Western Association of Schools and Colleges (WASC). Recent WASC reports have stated "Konawaena High School deserves commendation for their newly structured Instructional Leadership Team and for embracing the practices and processes which are being implemented as a result."

About Our School

Principal | Momi Kaehuaea

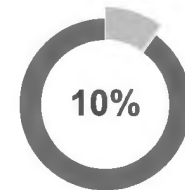
Grades | 9-12

808-323-4500

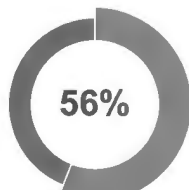
www.konawaenahs.org

923

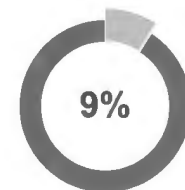
students enrolled



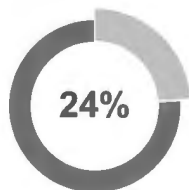
of students are English learners



of students are eligible for Free or Reduced Lunch



of students receive special education services



of special education students are in general education classes most of the day



Konawaena High

81-1043 Konawaena School Road | Hawai'i | Honokaa-Kealahou-Kohala-Konawaena Complex Area

Pandemic Related Considerations When Assessing Strive HI Results

Throughout this 2021-22 school year (SY), numerous pandemic-related challenges arose across Hawai'i's public schools. Many challenges were common across schools, yet others were unique to a particular school or group of schools within a particular geographic area. The pandemic's impact on instruction and learning had an effect on teachers and students, and those conditions should be considered when examining student achievement and school performance results.

Chronic Absenteeism and the Pandemic

(For 2022 results, see Page 4)

In school year 2021-22, there was a substantial, statewide increase in the chronic absenteeism rate. These increases were largely pandemic related and schools had very little control over such absences. While schools continued to implement follow-up procedures for absent students, the impact was minimal given the large number of students kept home due to several pandemic related factors. A number of factors described below were also seen nationally and are not unique to Hawaii only.

It is important to reiterate that the purpose of the Strive HI Chronic Absenteeism Measure is to identify schools where a substantial proportion of students did not receive the full year of instructional time. The measure is not intended to place fault with schools and is based on all student absences, both unexcused and excused absences. The following is a summary of key pandemic related factors that contributed to the large increase in chronic absenteeism rates across schools.

Statewide factors

The single most influential factor attributable to 2021-22 absences was due to COVID infections and quarantines due to potential exposure. Increases in absences and peaks in infection rates were consistently mirrored during September – November 2021 (Delta variant) and January – May 2022 (Omicron variant). Key factors observed included the following:

- Elementary students were disproportionately negatively impacted, accounting for over half of 2021-22 chronically absent students.
- Vaccinations for elementary age students were not readily available through the first half of the school year.
- Vaccine apprehension resulting in parents/guardians more likely to keep their child home knowing he/she is unvaccinated.
- Changes with COVID exposure/infection guidance caused confusion around when students should attend or not attend school.
- Exposure or infection of a single student impacting an entire household including multiple school aged siblings.
- Convenient and abundant access to home tests increased identification of positive results (including non-symptomatic cases) resulting in isolation and quarantines within the household.

Localized factors

The following are localized factors that were reported to increase absences. One was clustered in an individual complex area and the other disproportionately impacted a specific island:

- U.S. Navy emergency fuel storage leak coinciding with increases in absenteeism across one Central Oahu complex area.
- Bus driver shortages were already an issue pre-pandemic and exacerbated further by the pandemic. Approximately 15% of schools statewide were impacted to some degree. Big Island schools were most impacted with around 50% of schools across the island.



Konawaena High

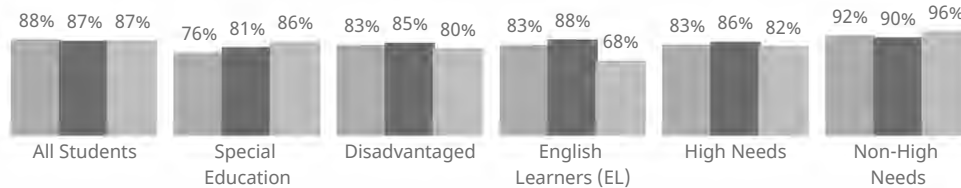
81-1043 Konawaena School Road | Hawai'i | Honokaa-Kealakehe-Kohala-Konawaena Complex Area

How many students participated in testing?


These bar charts display participation rates across language arts, math, and science for All Students and high-needs subgroups. School rates are accompanied by complex area and statewide rates allowing for side-by-side comparisons. Consideration should be given to the following: (A) Participation rates should always be taken into consideration when reviewing proficiency results, and especially so, when students' modes of learning, instruction, and test-taking options are disrupted or altered during the school year; (B) School participation rates should be compared across key subgroups as well as complex area and statewide rates; (C) Participation rates allow readers to judge the extent proficiency and other test derived results such as growth, achievement gap, and 3rd and 8th grade literacy rates, are representative of all students eligible to test; and (D) When participation rates drop below 95%, one should ask, "To what extent are these results reflective of all students eligible to test?" "Are certain student subgroups over- or under-represented?" "Do those differences skew achievement results?" The following link provides guidelines and considerations when examining achievement results derived from low-participation rates, as well as other important pandemic related considerations: Appropriate Use of SY 2020-21 Hawai'i Statewide Assessment Program (HSAP) Results.

<https://drive.google.com/file/d/1mve1u1iXV6MQW3ids0mEd7la76YB4g2/view?usp=sharing>

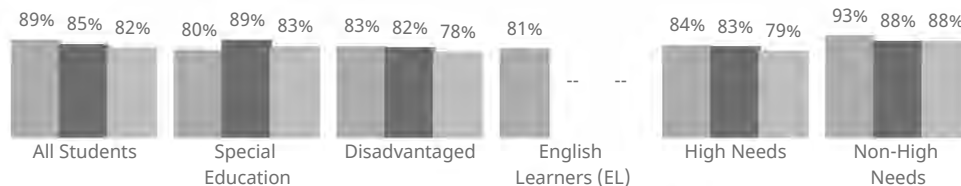
Language Arts Participation - By School, Complex Area, and State



Math Participation - By School, Complex Area, and State




Science Participation - By School, Complex Area, and State




State Complex Area School

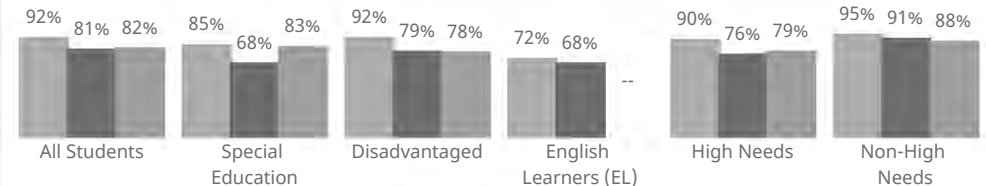
Language Arts Participation - Three-Year Comparison



Math Participation - Three-Year Comparison



Science Participation - Three-Year Comparison



2019 2021 2022



Konawaena High

81-1043 Konawaena School Road | Hawai'i | Honokaa-Kealahou-Kohala-Konawaena Complex Area

2021-22 Strive HI School Performance Results

IMPORTANT: Due to COVID-19, in SY 2020, no statewide tests were administered. In SY 2021, Hawai'i public schools administered a shortened version of the statewide assessment, a skip-year growth methodology was used, and participation rate penalties were waived as approved by the U.S. Department of Education.



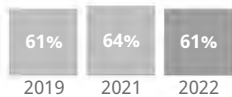
How are students performing in each subject?

Measures the percent of students meeting the standard/who are proficient on state assessments. No participation penalty was applied to 2021 proficiency results.

Language Arts

Math

Science



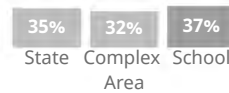
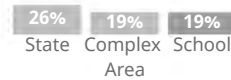

How are students performing compared to others?

Compares the percent of students meeting the standard/who are proficient on state assessments.

Language Arts

Math

Science





How are student subgroups performing?

High Needs: English learners, economically disadvantaged, and students receiving special education services. Non-High Needs: All other students.

Language Arts

Math



--
of students learning English are on-track to English language proficiency



How many students are prepared for transition?

86% of 9th graders are promoted to 10th grade on-time

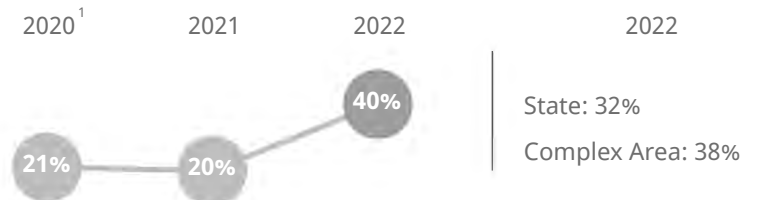
87% of students graduated on-time

43% of students completed a Career & Technical Education program by 12th grade

40% of students enrolled in postsecondary institutions the fall after graduation

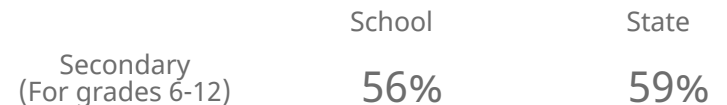


How many students missed 15 or more days of school this year?



How do students feel about their school?

Measures percent of students reporting positive school climate as measured by the Panorama Student Survey by school level.



¹ 2020 chronic absenteeism is based on absences only through the end of the third quarter (3/13/20). As such, the rate is not directly comparable with years prior to or following 2020, which were based on absences through May 1 of each school year.