



# Kualapu'u PCCS

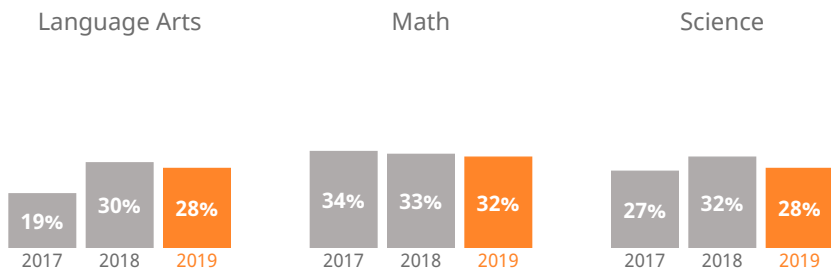
260 Farrington Avenue, Kualapuu, Hawaii | Molokai | Charter Schools

**THE STRIVE HI SCHOOL PERFORMANCE REPORT** is an annual snapshot of a school's performance on key indicators of student success. This report shows schools' progress on the Department and Board of Education's Strategic Plan and federally-required indicators under the Every Student Succeeds Act. These results help inform action for teachers, principals, community members, and other stakeholders.



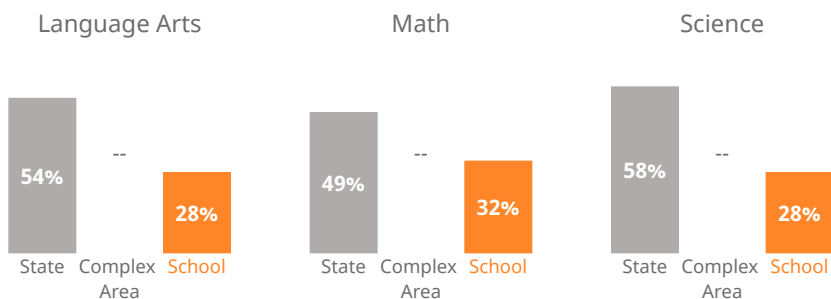
## How are students performing in each subject?

Measures the percent of students meeting the standard/who are proficient on state assessments.



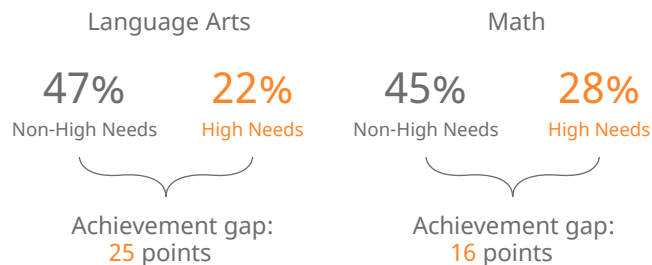
## How are students performing compared to others?

Compares the percent of students meeting the standard/who are proficient on state assessments.



## How are student subgroups performing?

High Needs: English learners, economically disadvantaged, and students receiving Special Education services. Non-High Needs: All other students.



**35%**  
of students learning English are **on-track** to English language proficiency



## How are students' academic progress measured?

The Smarter Balanced test shows the relative progress of the average student on state assessments using a Median Growth Percentile (MGP). HSA-Alt & KĀ'EO tests show the percent of students making academic growth each year.

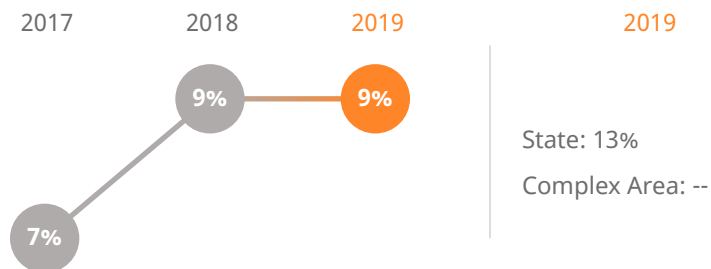


## How many 3rd graders read on grade level?

**78%** of 3rd graders read **near, at, or above** grade level



## How many students missed 15 or more days of school this year?



## How do students feel about their school?

Measures percent of students reporting positive school climate as measured by the Tripod Student Perception Survey.

**58%** of students **feel positively** about their school

How do you measure how well a school is doing? In our estimation, it's more than scores on high-stakes tests. Schools should show that they are supporting children along the educational pipeline toward college, career, and community readiness. Are our students attending school? Are they graduating? Are they going to college? And how successfully are schools reducing the achievement gap between high-needs and non-high needs students?

The Strive HI Performance System was designed to account for these factors in student success. Initially created in 2013 by a U.S. Department of Education waiver from certain aspects of the former No Child Left Behind Act, Strive HI has been refocused by the goals and priorities of the 2017-2020 Department of Education and Board of Education Strategic Plan, the governing document for the public education system.

Learn more at  
<http://bit.ly/StriveHISystem>

# Kualapu'u PCCS

260 Farrington Avenue, Kualapuu, Hawaii | Molokai | Charter Schools

## Our Story

"To build a strong foundation for lifelong learning so with proper nurturing our keiki will be able to discover and grow, develop skills and confidence, and, like the 'uala, withstand adversity and thrive in an ever-changing world."

Students from Kualapuu School students will exhibit the rigorous outcomes expected by the Common Core Standards in a learning environment; be instructed by curricula that is researched, and outcomes based; and learn in a safe environment that promotes the Hawaiian and all other cultural values needed to thrive in an ever changing world.

Students from Kula Kaiapuni o Kualapuu will become proficient in the Hawaiian language through instructional practices that are culturally appropriate, researched, and outcomes based; exhibit the rigorous outcomes expected by the Common Core; and learn in a safe and positive learning environment embedded in Hawaiian cultural values, protocols, and language.

## About Our School

Principal | Lydia Trinidad

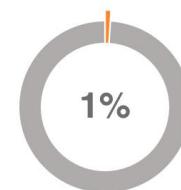
Grades | K-6

808-567-6900

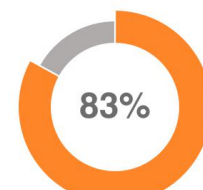
[www.kualapuucharterschool.org](http://www.kualapuucharterschool.org)

# 315

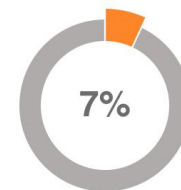
students enrolled



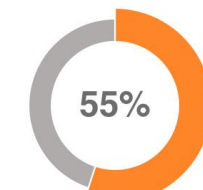
of students are  
English language  
learners



of students are  
eligible for Free or  
Reduced Lunch



of students  
receive Special  
Education services



of students  
receiving Special  
Education services  
are in general  
education classes  
most of the day



# Kualapu'u PCCS

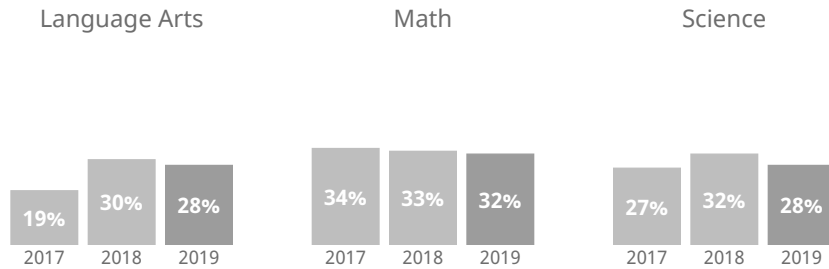
260 Farrington Avenue, Kualapuu, Hawaii | Molokai | Charter Schools

**THE STRIVE HI SCHOOL PERFORMANCE REPORT** is an annual snapshot of a school's performance on key indicators of student success. This report shows schools' progress on the Department and Board of Education's Strategic Plan and federally-required indicators under the Every Student Succeeds Act. These results help inform action for teachers, principals, community members, and other stakeholders.



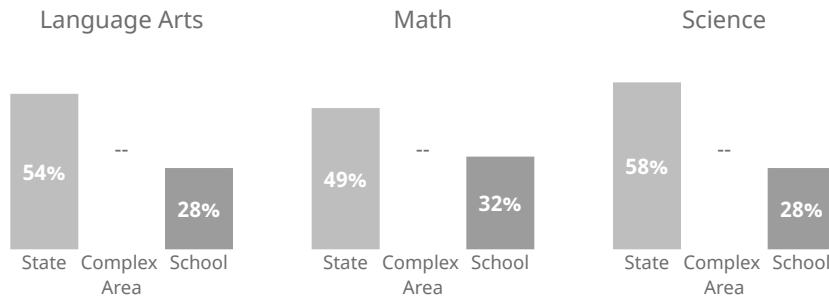
## How are students performing in each subject?

Measures the percent of students meeting the standard/who are proficient on state assessments.



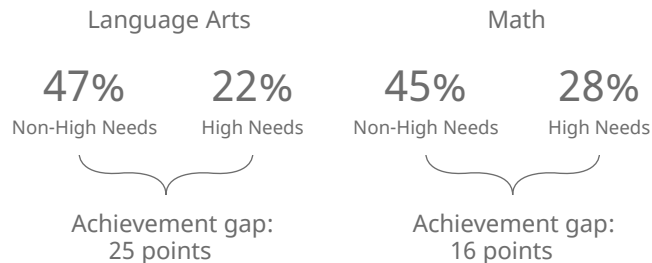
## How are students performing compared to others?

Compares the percent of students meeting the standard/who are proficient on state assessments.



## How are student subgroups performing?

High Needs: English learners, economically disadvantaged, and students receiving Special Education services. Non-High Needs: All other students.



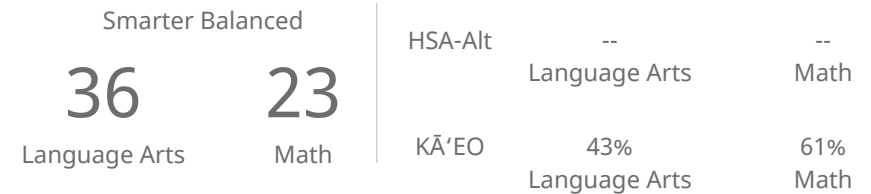
**35%**

of students learning English are on-track to English language proficiency



## How are students' academic progress measured?

The Smarter Balanced test shows the relative progress of the average student on state assessments using a Median Growth Percentile (MGP). HSA-Alt & KĀ'EO tests show the percent of students making academic growth each year.

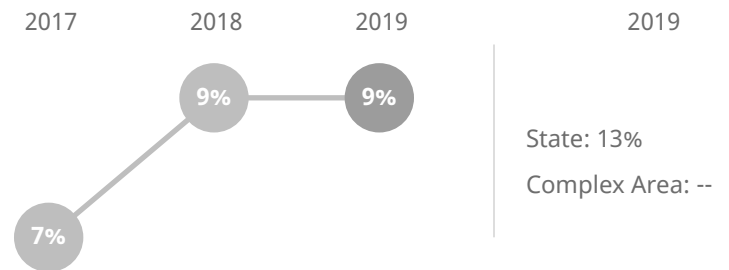


## How many 3rd graders read on grade level?

**78%** of 3rd graders read near, at, or above grade level



## How many students missed 15 or more days of school this year?



## How do students feel about their school?

Measures percent of students reporting positive school climate as measured by the Tripod Student Perception Survey.

**58%** of students feel positively about their school

How do you measure how well a school is doing? In our estimation, it's more than scores on high-stakes tests. Schools should show that they are supporting children along the educational pipeline toward college, career, and community readiness. Are our students attending school? Are they graduating? Are they going to college? And how successfully are schools reducing the achievement gap between high-needs and non-high needs students?

The Strive HI Performance System was designed to account for these factors in student success. Initially created in 2013 by a U.S. Department of Education waiver from certain aspects of the former No Child Left Behind Act, Strive HI has been refocused by the goals and priorities of the 2017-2020 Department of Education and Board of Education Strategic Plan, the governing document for the public education system.

Learn more at  
<http://bit.ly/StriveHISystem>

# Kualapu'u PCCS

260 Farrington Avenue, Kualapuu, Hawaii | Molokai | Charter Schools

## Our Story

"To build a strong foundation for lifelong learning so with proper nurturing our keiki will be able to discover and grow, develop skills and confidence, and, like the 'uala, withstand adversity and thrive in an ever-changing world."

Students from Kualapuu School students will exhibit the rigorous outcomes expected by the Common Core Standards in a learning environment; be instructed by curricula that is researched, and outcomes based; and learn in a safe environment that promotes the Hawaiian and all other cultural values needed to thrive in an ever changing world.

Students from Kula Kaiapuni o Kualapuu will become proficient in the Hawaiian language through instructional practices that are culturally appropriate, researched, and outcomes based; exhibit the rigorous outcomes expected by the Common Core; and learn in a safe and positive learning environment embedded in Hawaiian cultural values, protocols, and language.

## About Our School

Principal | Lydia Trinidad

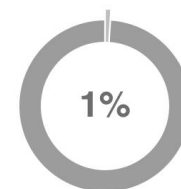
Grades | K-6

808-567-6900

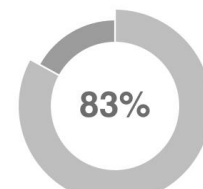
[www.kualapuucharterschool.org](http://www.kualapuucharterschool.org)

# 315

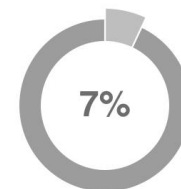
students enrolled



of students are  
English language  
learners



of students are  
eligible for Free or  
Reduced Lunch



of students  
receive Special  
Education services



of students  
receiving Special  
Education services  
are in general  
education classes  
most of the day