



Kula Aupuni Niihau A Kahelelani Aloha NCPCS

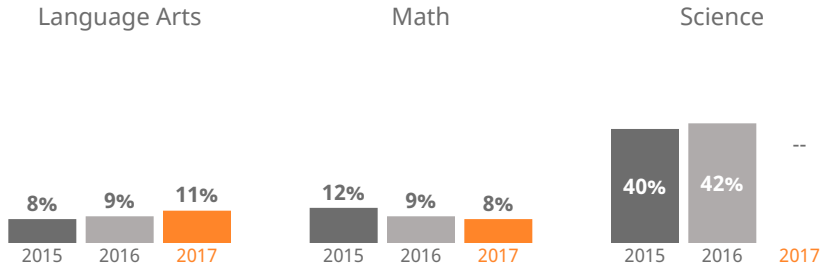
8315 Kekaha Road Suite P, Kekaha, Hawaii | Kauai | Charter Schools

THE STRIVE HI SCHOOL PERFORMANCE REPORT is an annual snapshot of a school's performance on key indicators of student success. This report shows schools' progress on the Department and Board of Education's Strategic Plan and federally-required indicators under the Every Student Succeeds Act. These results help inform action for teachers, principals, community members, and other stakeholders.



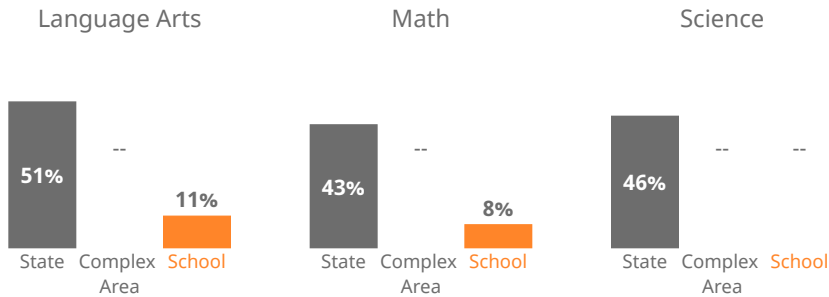
How are students performing in each subject?

Measures the percent of students meeting the standard/who are proficient on state assessments.



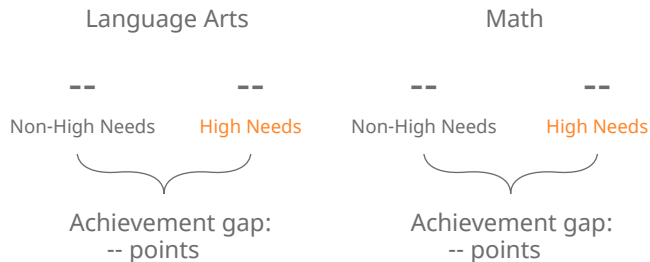
How are students performing compared to others?

Compares the percent of students meeting the standard/who are proficient on state assessments.



How are student subgroups performing?

High Needs: English learners, economically disadvantaged, and students receiving Special Education services. Non-High Needs: All other students.



-- of students learning English are **on-track** to English language proficiency



How do students' progress compare to their peers'?

The Median Growth Percentile (MGP) shows the relative progress of the average student on state assessments. For example, an MGP of 60 means the average student performance was better than 60% of students that scored similarly on previous state assessments.

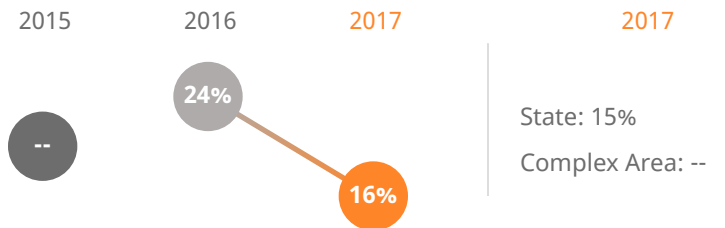


How many students are prepared for transition?

- of **3rd graders** read near, at, or above grade level
- of students completed a **Career & Technical Education** program by 12th grade
- of **8th graders** read near, at, or above grade level
- of students **graduated** on-time
- of 9th graders are **promoted** to 10th grade on-time
- of students enrolled in **postsecondary institutions** the fall after graduation



How many students missed 15 or more days of school this year?



Do students feel safe at this school?

Measures student responses on the Safety dimension of the School Quality Survey.

How students feel about their safety --

How do you measure how well a school is doing? In our estimation, it's more than scores on high-stakes tests. Schools should show that they are supporting children along the educational pipeline toward college, career, and community readiness. Are our students attending school? Are they graduating? Are they going to college? And how successfully are schools reducing the achievement gap between high-needs and non-high needs students?

The Strive HI Performance System was designed to account for these factors in student success. Initially created in 2013 by a U.S. Department of Education waiver from certain aspects of the former No Child Left Behind Act, Strive HI has been refocused by the goals and priorities of the 2017-2020 Department of Education and Board of Education Strategic Plan, the governing document for the public education system. Our Strategic Plan provides a common foundation of expectations and supports for public education, centering on closing the achievement gap to ensure equity and excellence in our schools.

Learn more at <http://bit.ly/StriveHISystem>

Our Story

Our mission is to educate our youth to become community leaders capable of directing the future of the Niihau community. Critical to our mission is raising the level of literacy, education, and awareness of our native community by preparing our youth to function independently in a western dominated society. Fundamental to our mission is raising the level of student involvement in community related activities and issues, including economics and governmental affairs as a mechanism to deliver appropriate and influential representation of the Niihau indigenous population for matters that affect their lives and culture now with the generations to come.

Our vision focuses on the preservation and promulgation of the Niihau dialect of Hawaiian with Niihau cultural ideologies passed through our students as they live functional lives in a western dominated society with their culture and language as the foundation for learning that combines authentic life lessons with meaningful learning experiences.

The Strategic Plan

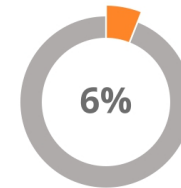
The Strategic Plan describes shared objectives for equity and excellence for every child. To measure progress on the Strategic Plan, we report on key statewide success indicators. These indicators represent the health of public education, focusing on those which have greatest impact on student success, as well as state and federal requirements. They do not comprehensively represent the diverse measures of success valued by our nearly 300 schools. Schools address their unique approach to indicators through their Academic and Financial Plans and charter school contracts. Learn more at <http://bit.ly/1WaqQrL>

About Our School

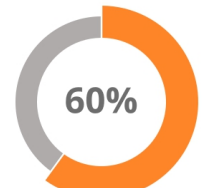
Principal | Hedy Sullivan
Grades | K-12
808-337-2022
www.kanakapcs.org

48

students enrolled



of students are English language learners



of students are eligible for Free or Reduced Lunch

--
of students receive Special Education services

--
of students receiving Special Education services are in general education classes most of the day



Kula Aupuni Niihau A Kahelelani Aloha NCPCS

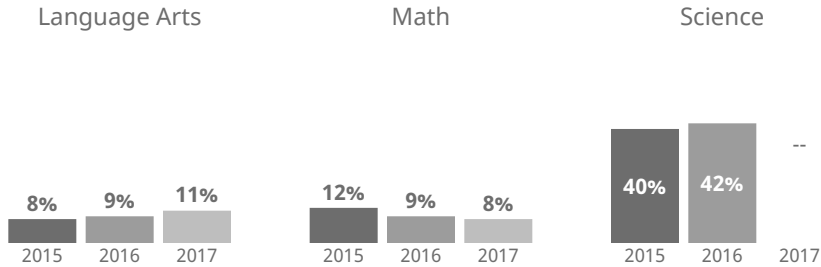
8315 Kekaha Road Suite P, Kekaha, Hawaii | Kauai | Charter Schools

THE STRIVE HI SCHOOL PERFORMANCE REPORT is an annual snapshot of a school's performance on key indicators of student success. This report shows schools' progress on the Department and Board of Education's Strategic Plan and federally-required indicators under the Every Student Succeeds Act. These results help inform action for teachers, principals, community members, and other stakeholders.



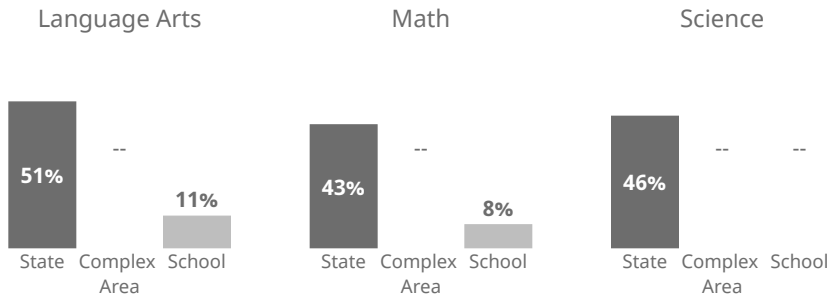
How are students performing in each subject?

Measures the percent of students meeting the standard/who are proficient on state assessments.




How are students performing compared to others?

Compares the percent of students meeting the standard/who are proficient on state assessments.



How are student subgroups performing?

High Needs: English learners, economically disadvantaged, and students receiving Special Education services. Non-High Needs: All other students.



-- of students learning English are on-track to English language proficiency



How do students' progress compare to their peers'?

The Median Growth Percentile (MGP) shows the relative progress of the average student on state assessments. For example, an MGP of 60 means the average student performance was better than 60% of students that scored similarly on previous state assessments.

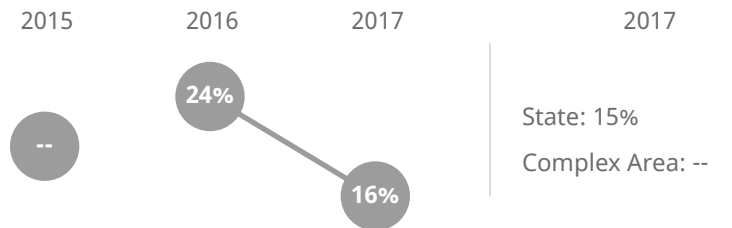


How many students are prepared for transition?

- of 3rd graders read near, at, or above grade level
- of students completed a Career & Technical Education program by 12th grade
- of 8th graders read near, at, or above grade level
- of students graduated on-time
- of 9th graders are promoted to 10th grade on-time
- of students enrolled in postsecondary institutions the fall after graduation



How many students missed 15 or more days of school this year?



Do students feel safe at this school?

Measures student responses on the Safety dimension of the School Quality Survey.

How students feel about their safety --

Kula Aupuni Niihau A Kahelelani Aloha NCPCS

8315 Kekaha Road Suite P, Kekaha, Hawaii | Kauai | Charter Schools

How do you measure how well a school is doing? In our estimation, it's more than scores on high-stakes tests. Schools should show that they are supporting children along the educational pipeline toward college, career, and community readiness. Are our students attending school? Are they graduating? Are they going to college? And how successfully are schools reducing the achievement gap between high-needs and non-high needs students?

The Strive HI Performance System was designed to account for these factors in student success. Initially created in 2013 by a U.S. Department of Education waiver from certain aspects of the former No Child Left Behind Act, Strive HI has been refocused by the goals and priorities of the 2017-2020 Department of Education and Board of Education Strategic Plan, the governing document for the public education system. Our Strategic Plan provides a common foundation of expectations and supports for public education, centering on closing the achievement gap to ensure equity and excellence in our schools.

Learn more at <http://bit.ly/StriveHISystem>

Our Story

Our mission is to educate our youth to become community leaders capable of directing the future of the Niihau community. Critical to our mission is raising the level of literacy, education, and awareness of our native community by preparing our youth to function independently in a western dominated society. Fundamental to our mission is raising the level of student involvement in community related activities and issues, including economics and governmental affairs as a mechanism to deliver appropriate and influential representation of the Niihau indigenous population for matters that affect their lives and culture now with the generations to come.

Our vision focuses on the preservation and promulgation of the Niihau dialect of Hawaiian with Niihau cultural ideologies passed through our students as they live functional lives in a western dominated society with their culture and language as the foundation for learning that combines authentic life lessons with meaningful learning experiences.

The Strategic Plan

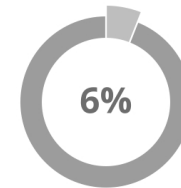
The Strategic Plan describes shared objectives for equity and excellence for every child. To measure progress on the Strategic Plan, we report on key statewide success indicators. These indicators represent the health of public education, focusing on those which have greatest impact on student success, as well as state and federal requirements. They do not comprehensively represent the diverse measures of success valued by our nearly 300 schools. Schools address their unique approach to indicators through their Academic and Financial Plans and charter school contracts. Learn more at <http://bit.ly/1WqgQrL>

About Our School

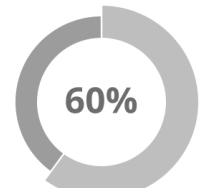
Principal | Hedy Sullivan
Grades | K-12
808-337-2022
www.kanakapcs.org

48

students enrolled



of students are English language learners



of students are eligible for Free or Reduced Lunch

--
of students receive Special Education services

--
of students receiving Special Education services are in general education classes most of the day