



# Likely Elementary

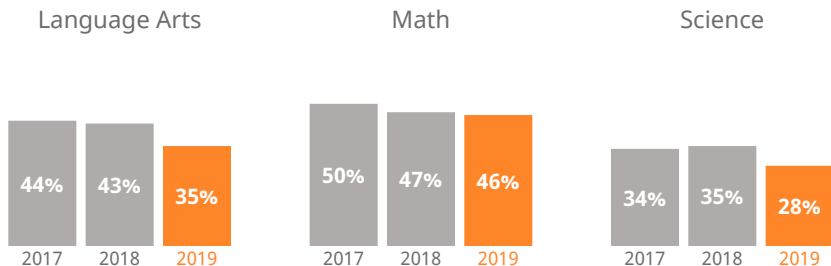
1618 Palama Street, Honolulu, Hawaii | Oahu | Kaimuki-McKinley-Roosevelt Complex Area

**THE STRIVE HI SCHOOL PERFORMANCE REPORT** is an annual snapshot of a school's performance on key indicators of student success. This report shows schools' progress on the Department and Board of Education's Strategic Plan and federally-required indicators under the Every Student Succeeds Act. These results help inform action for teachers, principals, community members, and other stakeholders.



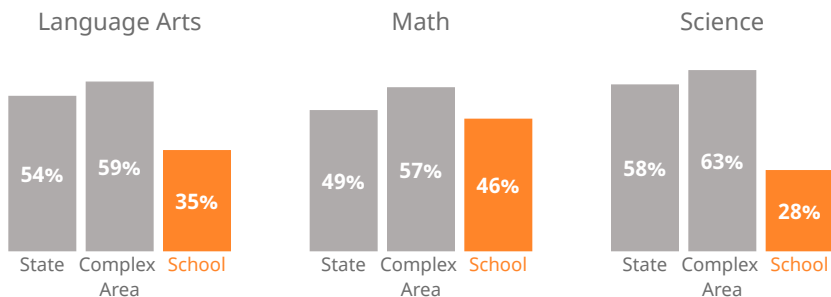
## How are students performing in each subject?

Measures the percent of students meeting the standard/who are proficient on state assessments.



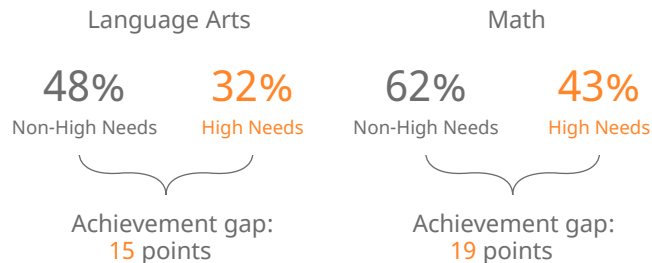
## How are students performing compared to others?

Compares the percent of students meeting the standard/who are proficient on state assessments.



## How are student subgroups performing?

High Needs: English learners, economically disadvantaged, and students receiving Special Education services. Non-High Needs: All other students.



**55%**  
of students learning English are **on-track** to English language proficiency



## How are students' academic progress measured?

The Smarter Balanced test shows the relative progress of the average student on state assessments using a Median Growth Percentile (MGP). HSA-Alt & KĀ'EO tests show the percent of students making academic growth each year.

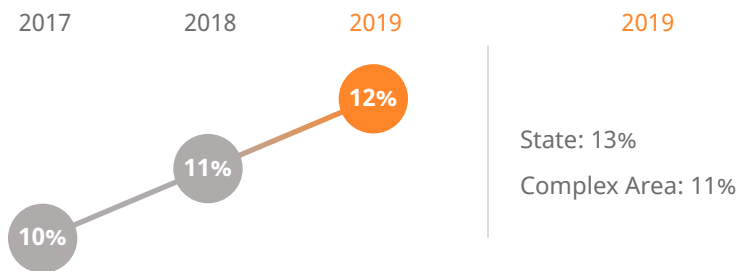


## How many 3rd graders read on grade level?

**52%** of 3rd graders read **near, at, or above** grade level



## How many students missed 15 or more days of school this year?



## How do students feel about their school?

Measures percent of students reporting positive school climate as measured by the Tripod Student Perception Survey.

**66%** of students **feel positively** about their school

How do you measure how well a school is doing? In our estimation, it's more than scores on high-stakes tests. Schools should show that they are supporting children along the educational pipeline toward college, career, and community readiness. Are our students attending school? Are they graduating? Are they going to college? And how successfully are schools reducing the achievement gap between high-needs and non-high needs students?

The Strive HI Performance System was designed to account for these factors in student success. Initially created in 2013 by a U.S. Department of Education waiver from certain aspects of the former No Child Left Behind Act, Strive HI has been refocused by the goals and priorities of the 2017-2020 Department of Education and Board of Education Strategic Plan, the governing document for the public education system.

Learn more at  
<http://bit.ly/StriveHISystem>

# Likeline Elementary

1618 Palama Street, Honolulu, Hawaii | Oahu | Kaimuki-McKinley-Roosevelt Complex Area

## Our Story

LIKELIKE Elementary is home to Na Pueo and believes in nurturing and guiding the whole child with a balanced curriculum. Instruction is focused on practices and strategies from AVID (Advancement via Individual Determination); GLAD (guided language acquisition design), which focuses on language acquisition for ELLs; PLTW (Project Lead the Way), which is an inquiry-based science program; Write Tools; and PBL, which is project or problem or place-based instruction. LIKELIKE Elementary also offers reading and math tutorials and enrichment classes in academics, sports, and the arts (music, art, drama) through grants, such as 21st Century Learning Communities, Art Bento, and Artists in the Schools.

LIKELIKE Elementary is conveniently located in downtown Honolulu and serves about 350 students in the Kalihi-Palama area. The school offers supports to students with programs in the general education, special education, english language learners (ELL), primary school adjustment program (PSAP), counseling services, and a general education pre-school.

## About Our School

Principal | Kelly Bart

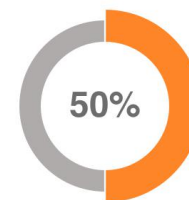
Grades | K-5

808-832-3370

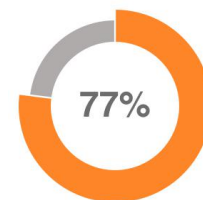
[www.likeline.k12.hi.us](http://www.likeline.k12.hi.us)

317

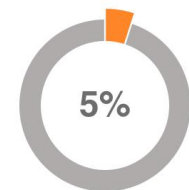
students enrolled



of students are  
English language  
learners



of students are  
eligible for Free or  
Reduced Lunch



of students  
receive Special  
Education services

--

of students  
receiving Special  
Education services  
are in general  
education classes  
most of the day



# Likeline Elementary

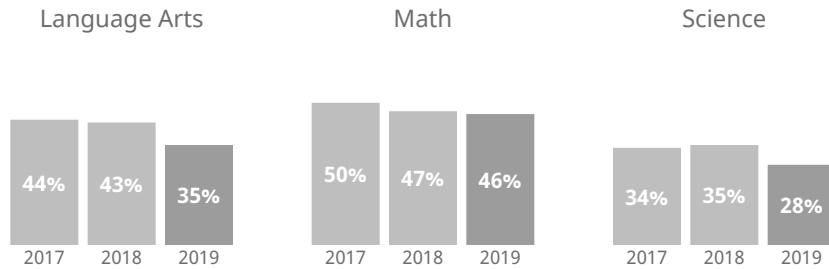
1618 Palama Street, Honolulu, Hawaii | Oahu | Kaimuki-McKinley-Roosevelt Complex Area

**THE STRIVE HI SCHOOL PERFORMANCE REPORT** is an annual snapshot of a school's performance on key indicators of student success. This report shows schools' progress on the Department and Board of Education's Strategic Plan and federally-required indicators under the Every Student Succeeds Act. These results help inform action for teachers, principals, community members, and other stakeholders.



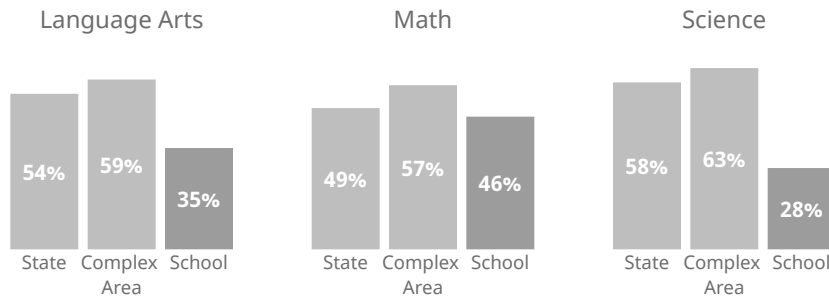
## How are students performing in each subject?

Measures the percent of students meeting the standard/who are proficient on state assessments.



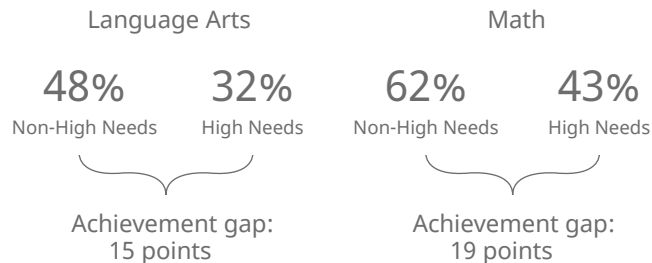
## How are students performing compared to others?

Compares the percent of students meeting the standard/who are proficient on state assessments.



## How are student subgroups performing?

High Needs: English learners, economically disadvantaged, and students receiving Special Education services. Non-High Needs: All other students.



**55%**

of students learning English are on-track to English language proficiency



## How are students' academic progress measured?

The Smarter Balanced test shows the relative progress of the average student on state assessments using a Median Growth Percentile (MGP). HSA-Alt & KĀ'EO tests show the percent of students making academic growth each year.

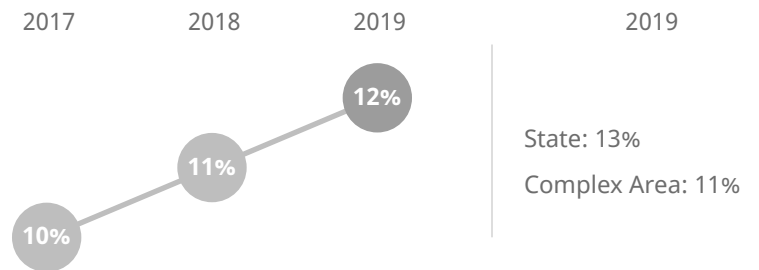


## How many 3rd graders read on grade level?

**52%** of 3rd graders read near, at, or above grade level



## How many students missed 15 or more days of school this year?



## How do students feel about their school?

Measures percent of students reporting positive school climate as measured by the Tripod Student Perception Survey.

**66%** of students feel positively about their school

How do you measure how well a school is doing? In our estimation, it's more than scores on high-stakes tests. Schools should show that they are supporting children along the educational pipeline toward college, career, and community readiness. Are our students attending school? Are they graduating? Are they going to college? And how successfully are schools reducing the achievement gap between high-needs and non-high needs students?

The Strive HI Performance System was designed to account for these factors in student success. Initially created in 2013 by a U.S. Department of Education waiver from certain aspects of the former No Child Left Behind Act, Strive HI has been refocused by the goals and priorities of the 2017-2020 Department of Education and Board of Education Strategic Plan, the governing document for the public education system.

Learn more at  
<http://bit.ly/StriveHISystem>

# Likeline Elementary

1618 Palama Street, Honolulu, Hawaii | Oahu | Kaimuki-McKinley-Roosevelt Complex Area

## Our Story

LIKELIKE Elementary is home to Na Pueo and believes in nurturing and guiding the whole child with a balanced curriculum. Instruction is focused on practices and strategies from AVID (Advancement via Individual Determination); GLAD (guided language acquisition design), which focuses on language acquisition for ELLs; PLTW (Project Lead the Way), which is an inquiry-based science program; Write Tools; and PBL, which is project or problem or place-based instruction. LIKELIKE Elementary also offers reading and math tutorials and enrichment classes in academics, sports, and the arts (music, art, drama) through grants, such as 21st Century Learning Communities, Art Bento, and Artists in the Schools.

LIKELIKE Elementary is conveniently located in downtown Honolulu and serves about 350 students in the Kalihi-Palama area. The school offers supports to students with programs in the general education, special education, english language learners (ELL), primary school adjustment program (PSAP), counseling services, and a general education pre-school.

## About Our School

Principal | Kelly Bart

Grades | K-5

808-832-3370

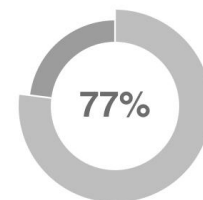
[www.likeline.k12.hi.us](http://www.likeline.k12.hi.us)

# 317

students enrolled



of students are  
English language  
learners



of students are  
eligible for Free or  
Reduced Lunch



of students  
receive Special  
Education services

--

of students  
receiving Special  
Education services  
are in general  
education classes  
most of the day