



Linapuni Elementary

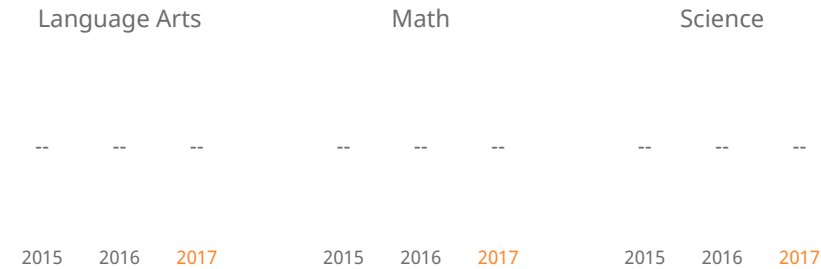
1434 Linapuni Street, Honolulu, Hawaii | Oahu | Farrington-Kaiser-Kalani Complex Area

THE STRIVE HI SCHOOL PERFORMANCE REPORT is an annual snapshot of a school's performance on key indicators of student success. This report shows schools' progress on the Department and Board of Education's Strategic Plan and federally-required indicators under the Every Student Succeeds Act. These results help inform action for teachers, principals, community members, and other stakeholders.



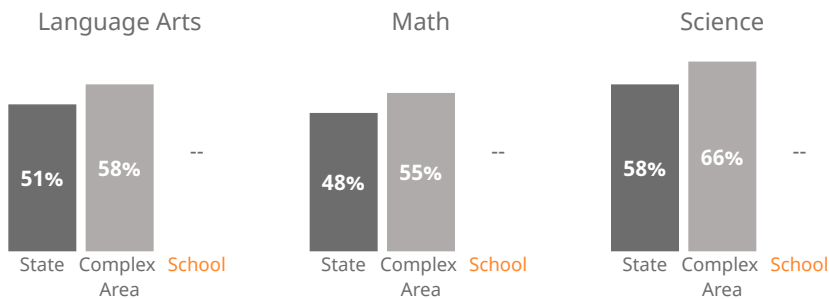
How are students performing in each subject?

Measures the percent of students meeting the standard/who are proficient on state assessments.



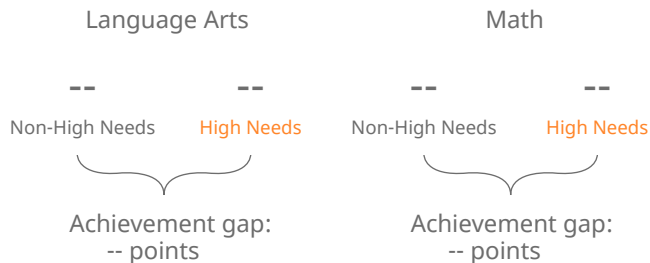
How are students performing compared to others?

Compares the percent of students meeting the standard/who are proficient on state assessments.



How are student subgroups performing?

High Needs: English learners, economically disadvantaged, and students receiving Special Education services. Non-High Needs: All other students.



92%

of students learning English are **on-track** to English language proficiency



How do students' progress compare to their peers'?

The Median Growth Percentile (MGP) shows the relative progress of the average student on state assessments. For example, an MGP of 60 means the average student performance was better than 60% of students that scored similarly on previous state assessments.

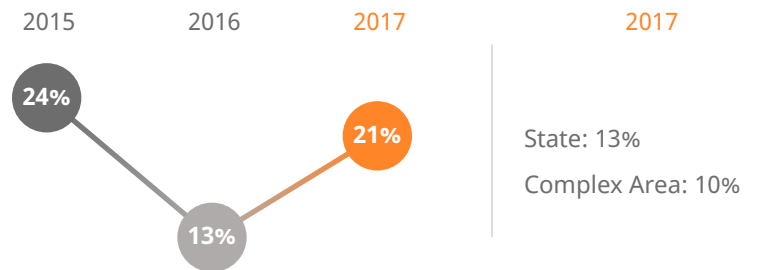


How many 3rd graders read on grade level?

-- of 3rd graders read **near, at, or above** grade level



How many students missed 15 or more days of school this year?



Do students feel safe at this school?

Measures student responses on the Safety dimension of the School Quality Survey.

How students feel about their safety --

Linapuni Elementary

1434 Linapuni Street, Honolulu, Hawaii | Oahu | Farrington-Kaiser-Kalani Complex Area

How do you measure how well a school is doing? In our estimation, it's more than scores on high-stakes tests. Schools should show that they are supporting children along the educational pipeline toward college, career, and community readiness. Are our students attending school? Are they graduating? Are they going to college? And how successfully are schools reducing the achievement gap between high-needs and non-high needs students?

The Strive HI Performance System was designed to account for these factors in student success. Initially created in 2013 by a U.S. Department of Education waiver from certain aspects of the former No Child Left Behind Act, Strive HI has been refocused by the goals and priorities of the 2017-2020 Department of Education and Board of Education Strategic Plan, the governing document for the public education system. Our Strategic Plan provides a common foundation of expectations and supports for public education, centering on closing the achievement gap to ensure equity and excellence in our schools.

Learn more at <http://bit.ly/StriveHISystem>

Our Story

Linapuni Elementary School completed its sixth year of transformation to an Early Learning Center. Through continued funding from the Governor's Executive Office of Early Learning, we maintained 2 pre-K classes. Fortunately, this year, a third pre-K SPED inclusion class was established in partnership with PACT, one of our community partners, increasing our total to 3 pre-K classes. Additionally, there were 4 classes for each of the other grade levels (i.e. grades K, 1).

Once again, chronic absenteeism continued to be a major focus. In addition to implementing the positive deviance model which encourages parent engagement by acknowledging/owning the problem of absenteeism and finding grass roots solutions, Linapuni faculty made a commitment to adopt the Multi Tiered Systems of Support with training provided by Honolulu District Office. The plan is full implementation in 3 years.

Lastly, we received official notification of our WASC accreditation status, 6 years with a one day mid cycle visit. The Academic Reflection Team (ART) has taken the lead to address identified major growth areas (i.e. close achievement gap, develop written assessment plan/staff development plan/process to maximize communication, create feeling of shared decision-making among all stakeholders).

The Strategic Plan

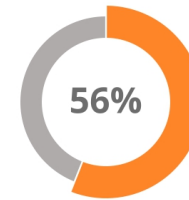
The Strategic Plan describes shared objectives for equity and excellence for every child. To measure progress on the Strategic Plan, we report on key statewide success indicators. These indicators represent the health of public education, focusing on those which have greatest impact on student success, as well as state and federal requirements. They do not comprehensively represent the diverse measures of success valued by our nearly 300 schools. Schools address their unique approach to indicators through their Academic and Financial Plans and charter school contracts. Learn more at <http://bit.ly/1WaqQrL>

About Our School

Principal | Cynthia Sunahara
Grades | K-1
808-832-3303
www.linapuniel.k12.hi.us

153

students enrolled



of students are English language learners

of students are eligible for Free or Reduced Lunch

--
of students receive Special Education services

--
of students receiving Special Education services are in general education classes most of the day



Linapuni Elementary

1434 Linapuni Street, Honolulu, Hawaii | Oahu | Farrington-Kaiser-Kalani Complex Area

THE STRIVE HI SCHOOL PERFORMANCE REPORT is an annual snapshot of a school's performance on key indicators of student success. This report shows schools' progress on the Department and Board of Education's Strategic Plan and federally-required indicators under the Every Student Succeeds Act. These results help inform action for teachers, principals, community members, and other stakeholders.



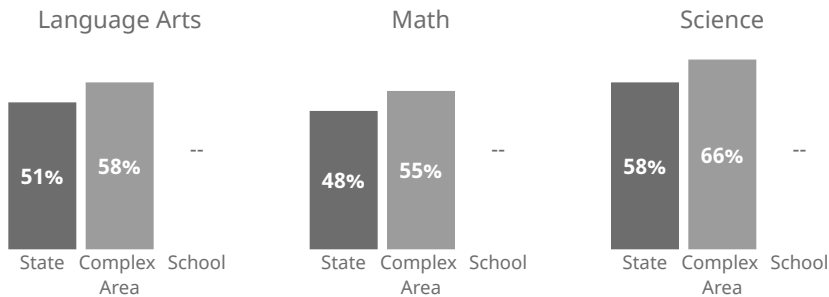
How are students performing in each subject?

Measures the percent of students meeting the standard/who are proficient on state assessments.




How are students performing compared to others?

Compares the percent of students meeting the standard/who are proficient on state assessments.



How are student subgroups performing?

High Needs: English learners, economically disadvantaged, and students receiving Special Education services. Non-High Needs: All other students.



92%

of students learning English are on-track to English language proficiency



How do students' progress compare to their peers'?

The Median Growth Percentile (MGP) shows the relative progress of the average student on state assessments. For example, an MGP of 60 means the average student performance was better than 60% of students that scored similarly on previous state assessments.

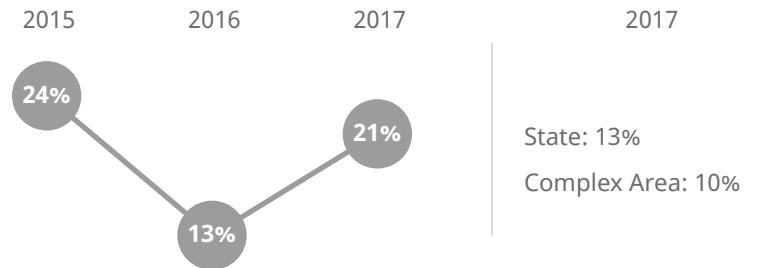


How many 3rd graders read on grade level?

-- of 3rd graders read near, at, or above grade level



How many students missed 15 or more days of school this year?



Do students feel safe at this school?

Measures student responses on the Safety dimension of the School Quality Survey.

How students feel about their safety --

Linapuni Elementary

1434 Linapuni Street, Honolulu, Hawaii | Oahu | Farrington-Kaiser-Kalani Complex Area

How do you measure how well a school is doing? In our estimation, it's more than scores on high-stakes tests. Schools should show that they are supporting children along the educational pipeline toward college, career, and community readiness. Are our students attending school? Are they graduating? Are they going to college? And how successfully are schools reducing the achievement gap between high-needs and non-high needs students?

The Strive HI Performance System was designed to account for these factors in student success. Initially created in 2013 by a U.S. Department of Education waiver from certain aspects of the former No Child Left Behind Act, Strive HI has been refocused by the goals and priorities of the 2017-2020 Department of Education and Board of Education Strategic Plan, the governing document for the public education system. Our Strategic Plan provides a common foundation of expectations and supports for public education, centering on closing the achievement gap to ensure equity and excellence in our schools.

Learn more at <http://bit.ly/StriveHISystem>

Our Story

Linapuni Elementary School completed its sixth year of transformation to an Early Learning Center. Through continued funding from the Governor's Executive Office of Early Learning, we maintained 2 pre-K classes. Fortunately, this year, a third pre-K SPED inclusion class was established in partnership with PACT, one of our community partners, increasing our total to 3 pre-K classes. Additionally, there were 4 classes for each of the other grade levels (i.e. grades K, 1).

Once again, chronic absenteeism continued to be a major focus. In addition to implementing the positive deviance model which encourages parent engagement by acknowledging/owning the problem of absenteeism and finding grass roots solutions, Linapuni faculty made a commitment to adopt the Multi Tiered Systems of Support with training provided by Honolulu District Office. The plan is full implementation in 3 years.

Lastly, we received official notification of our WASC accreditation status, 6 years with a one day mid cycle visit. The Academic Reflection Team (ART) has taken the lead to address identified major growth areas (i.e. close achievement gap, develop written assessment plan/staff development plan/process to maximize communication, create feeling of shared decision-making among all stakeholders).

The Strategic Plan

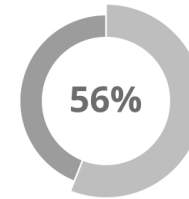
The Strategic Plan describes shared objectives for equity and excellence for every child. To measure progress on the Strategic Plan, we report on key statewide success indicators. These indicators represent the health of public education, focusing on those which have greatest impact on student success, as well as state and federal requirements. They do not comprehensively represent the diverse measures of success valued by our nearly 300 schools. Schools address their unique approach to indicators through their Academic and Financial Plans and charter school contracts. Learn more at <http://bit.ly/1WqqQrL>

About Our School

Principal | Cynthia Sunahara
Grades | K-1
808-832-3303
www.linapuniel.k12.hi.us

153

students enrolled



of students are English language learners

of students are eligible for Free or Reduced Lunch

--

of students receive Special Education services

--

of students receiving Special Education services are in general education classes most of the day