



# Lokelani Intermediate

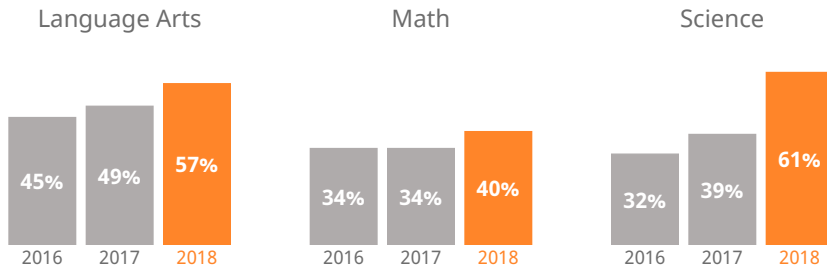
1401 Liloa Drive, Kihei, Hawaii | Maui | Baldwin-Kekaulike-Maui Complex Area

**THE STRIVE HI SCHOOL PERFORMANCE REPORT** is an annual snapshot of a school's performance on key indicators of student success. This report shows schools' progress on the Department and Board of Education's Strategic Plan and federally-required indicators under the Every Student Succeeds Act. These results help inform action for teachers, principals, community members, and other stakeholders.



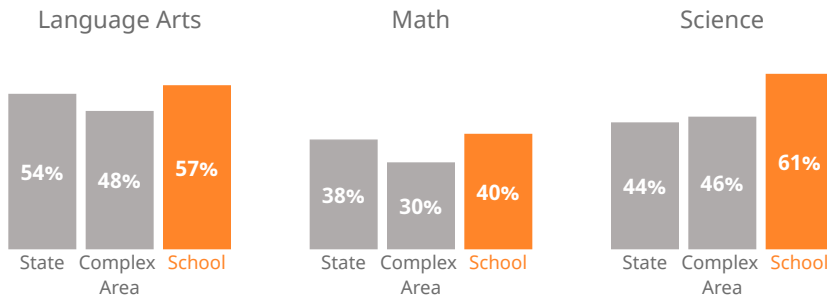
## How are students performing in each subject?

Measures the percent of students meeting the standard/who are proficient on state assessments.



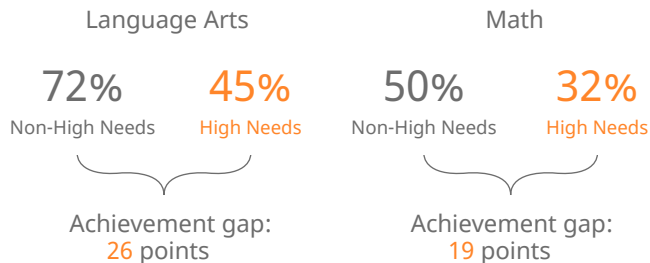
## How are students performing compared to others?

Compares the percent of students meeting the standard/who are proficient on state assessments.



## How are student subgroups performing?

High Needs: English learners, economically disadvantaged, and students receiving Special Education services. Non-High Needs: All other students.



# 6%

of students learning English are **on-track** to English language proficiency



## How are students' academic progress measured?

The Smarter Balanced test shows the relative progress of the average student on state assessments using a Median Growth Percentile (MGP). HSA-Alt & KĀ'EO tests show the percent of students making academic growth each year.

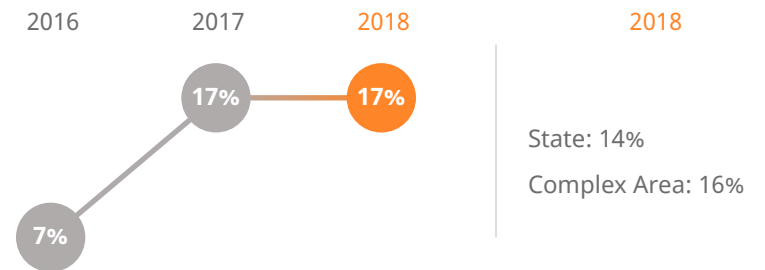


## How many 8th graders read on grade level?

**79%** of 8th graders read **near, at, or above** grade level



## How many students missed 15 or more days of school this year?



## How do students feel about their school?

Measures percent of students reporting positive school climate as measured by the Tripod Student Perception Survey.

**67%** of students **feel positively** about their school

# Lokelani Intermediate

1401 Liloa Drive, Kihei, Hawaii | Maui | Baldwin-Kekaulike-Maui Complex Area

## Our Story

Lokelani's vision is to enrich the heart, mind and spirit and to meet the unique developmental and learning needs of students. Students participate in a variety of activities such as the Spelling Bee, History Day, Math Bee, Math Counts, robotics, band and uku'lele concerts, and a variety of mathematics, writing, art and language arts contests. The school has an active Student Council. The goal for Lokelani Intermediate is to continue to maintain a safe and secure campus where respect and kindness are the norm.

In school year 2015-16, Lokelani and Kalama Intermediate are recipients of free iPads and 5-GB-per-month data plans from Verizon via the Digital Promise program to create innovative learning environments. View story. The video below shows how that technology is being put to use: an interactive and collaborative PE, Science and Math learning opportunity between Lokelani and a San Diego school 2,500 miles away.

How do you measure how well a school is doing? In our estimation, it's more than scores on high-stakes tests. Schools should show that they are supporting children along the educational pipeline toward college, career, and community readiness. Are our students attending school? Are they graduating? Are they going to college? And how successfully are schools reducing the achievement gap between high-needs and non-high needs students?

The Strive HI Performance System was designed to account for these factors in student success. Initially created in 2013 by a U.S. Department of Education waiver from certain aspects of the former No Child Left Behind Act, Strive HI has been refocused by the goals and priorities of the 2017-2020 Department of Education and Board of Education Strategic Plan, the governing document for the public education system.

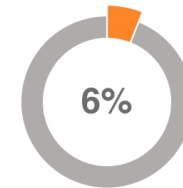
Learn more at  
<http://bit.ly/StriveHISystem>

## About Our School

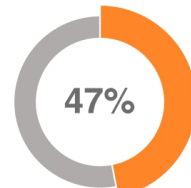
Principal | Francoise Wittenburg  
Grades | 6-8  
808-875-6800  
[www.lokelani.k12.hi.us](http://www.lokelani.k12.hi.us)

591

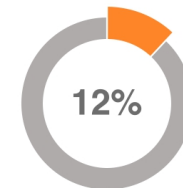
students enrolled



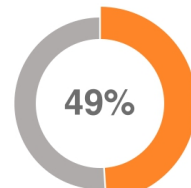
of students are English language learners



of students are eligible for Free or Reduced Lunch



of students receive Special Education services



of students receiving Special Education services are in general education classes most of the day



# Lokelani Intermediate

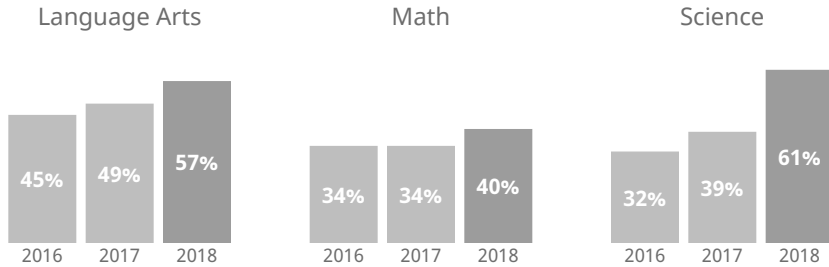
1401 Liloa Drive, Kihei, Hawaii | Maui | Baldwin-Kekaulike-Maui Complex Area

**THE STRIVE HI SCHOOL PERFORMANCE REPORT** is an annual snapshot of a school's performance on key indicators of student success. This report shows schools' progress on the Department and Board of Education's Strategic Plan and federally-required indicators under the Every Student Succeeds Act. These results help inform action for teachers, principals, community members, and other stakeholders.



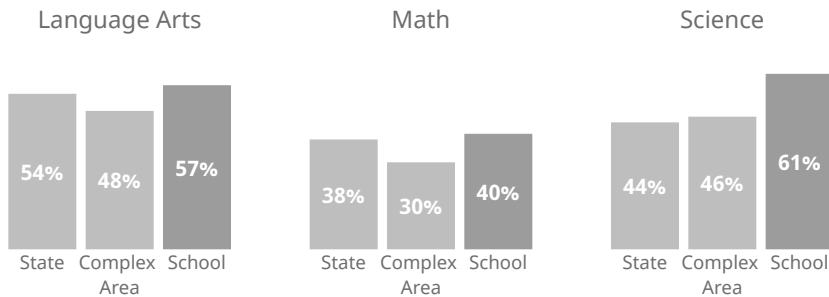
## How are students performing in each subject?

Measures the percent of students meeting the standard/who are proficient on state assessments.



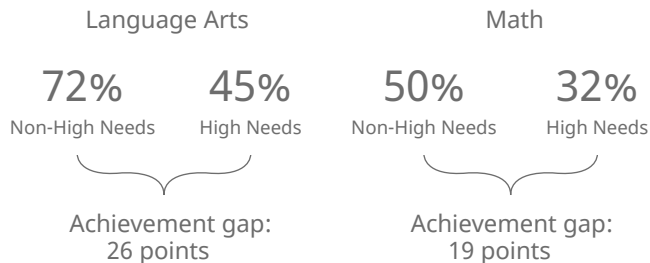
## How are students performing compared to others?

Compares the percent of students meeting the standard/who are proficient on state assessments.



## How are student subgroups performing?

High Needs: English learners, economically disadvantaged, and students receiving Special Education services. Non-High Needs: All other students.



# 6%

of students learning English are on-track to English language proficiency



## How are students' academic progress measured?

The Smarter Balanced test shows the relative progress of the average student on state assessments using a Median Growth Percentile (MGP). HSA-Alt & KĀ'EO tests show the percent of students making academic growth each year.

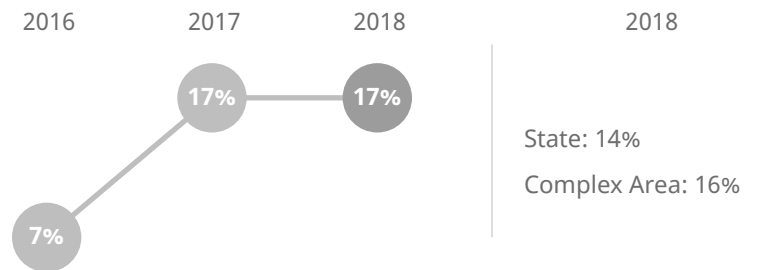


## How many 8th graders read on grade level?

# 79%

 of 8th graders read near, at, or above grade level

## How many students missed 15 or more days of school this year?



## How do students feel about their school?

Measures percent of students reporting positive school climate as measured by the Tripod Student Perception Survey.

# 67%

 of students feel positively about their school

How do you measure how well a school is doing? In our estimation, it's more than scores on high-stakes tests. Schools should show that they are supporting children along the educational pipeline toward college, career, and community readiness. Are our students attending school? Are they graduating? Are they going to college? And how successfully are schools reducing the achievement gap between high-needs and non-high needs students?

The Strive HI Performance System was designed to account for these factors in student success. Initially created in 2013 by a U.S. Department of Education waiver from certain aspects of the former No Child Left Behind Act, Strive HI has been refocused by the goals and priorities of the 2017-2020 Department of Education and Board of Education Strategic Plan, the governing document for the public education system.

Learn more at <http://bit.ly/StriveHISystem>

# Lokelani Intermediate

1401 Liloa Drive, Kihei, Hawaii | Maui | Baldwin-Kekaulike-Maui Complex Area

## Our Story

Lokelani's vision is to enrich the heart, mind and spirit and to meet the unique developmental and learning needs of students. Students participate in a variety of activities such as the Spelling Bee, History Day, Math Bee, Math Counts, robotics, band and uku'lele concerts, and a variety of mathematics, writing, art and language arts contests. The school has an active Student Council. The goal for Lokelani Intermediate is to continue to maintain a safe and secure campus where respect and kindness are the norm.

In school year 2015-16, Lokelani and Kalama Intermediate are recipients of free iPads and 5-GB-per-month data plans from Verizon via the Digital Promise program to create innovative learning environments. View story. The video below shows how that technology is being put to use: an interactive and collaborative PE, Science and Math learning opportunity between Lokelani and a San Diego school 2,500 miles away.

## About Our School

Principal | Francoise Wittenburg

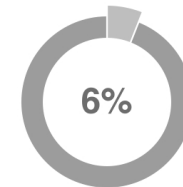
Grades | 6-8

808-875-6800

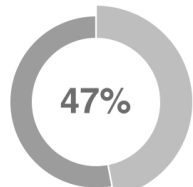
[www.lokelani.k12.hi.us](http://www.lokelani.k12.hi.us)

# 591

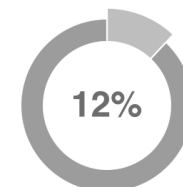
students enrolled



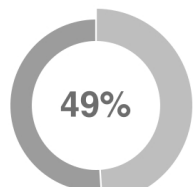
of students are English language learners



of students are eligible for Free or Reduced Lunch



of students receive Special Education services



of students receiving Special Education services are in general education classes most of the day