



# Mauka Lani Elementary

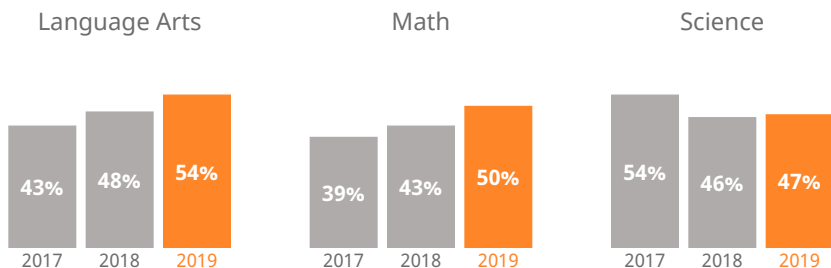
92-1300 Panana Street, Kapolei, Hawaii | Oahu | Campbell-Kapolei Complex Area

**THE STRIVE HI SCHOOL PERFORMANCE REPORT** is an annual snapshot of a school's performance on key indicators of student success. This report shows schools' progress on the Department and Board of Education's Strategic Plan and federally-required indicators under the Every Student Succeeds Act. These results help inform action for teachers, principals, community members, and other stakeholders.



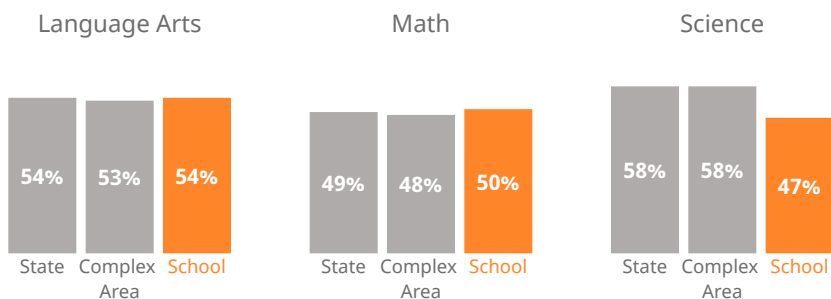
## How are students performing in each subject?

Measures the percent of students meeting the standard/who are proficient on state assessments.



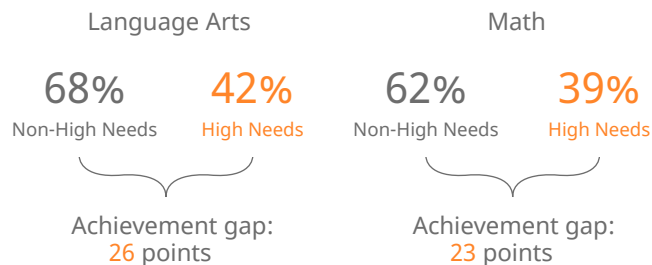
## How are students performing compared to others?

Compares the percent of students meeting the standard/who are proficient on state assessments.



## How are student subgroups performing?

High Needs: English learners, economically disadvantaged, and students receiving Special Education services. Non-High Needs: All other students.




**63%**

of students learning English are **on-track** to English language proficiency



## How are students' academic progress measured?

The Smarter Balanced test shows the relative progress of the average student on state assessments using a Median Growth Percentile (MGP). HSA-Alt & KĀ'EO tests show the percent of students making academic growth each year.

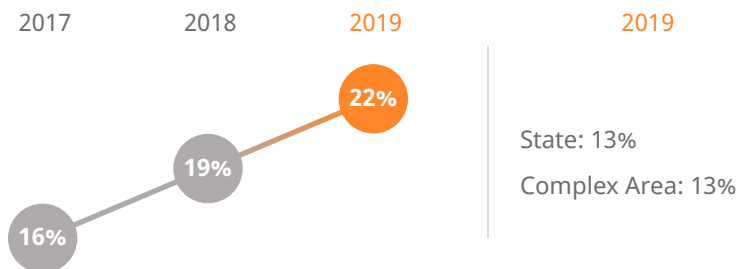


## How many 3rd graders read on grade level?

**76%** of 3rd graders read **near, at, or above** grade level



## How many students missed 15 or more days of school this year?



## How do students feel about their school?

Measures percent of students reporting positive school climate as measured by the Tripod Student Perception Survey.

**70%** of students **feel positively** about their school

# Mauka Lani Elementary

92-1300 Panana Street, Kapolei, Hawaii | Oahu | Campbell-Kapolei Complex Area

## Our Story

Mauka Lani Elementary School (MLES) is a fully accredited school through the Western Association of Schools and Colleges (WASC).

MLES emphasizes the importance of literacy and numeracy with a strong focus on critical thinking and problem solving skills through the incorporation of visual models, questioning strategies, and dialogue/discussions that engage students in academic conversations about their learning.

The entire MLES 'Ohana believes in being Champions (for students and their learning) while always striving to make EXCELLENCE a habit.

## UNIVERSAL SCREENER (iReady) STUDENT GROWTH

Our Local Measure, Universal Screener (iReady) Student Growth, measures the percent of students in kindergarten through the fifth grade who have achieved their grade level's Typical End-of-Year (EOY) Growth Targets (as defined by iReady) for Reading and Math.

Our school continues to work towards increasing the percentage of students who meet the EOY Growth Targets for their grade level so that we may increase the amount of students who are proficient in ELA and Math, as well as close the achievement gaps between our High-Needs and Non-High Needs students.



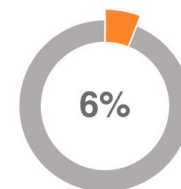
Over half of our students continued to meet their grade level's EOY Growth Targets for Reading and Math during SY 2018-2019. Students demonstrated a four percent increase in Reading and four percent increase in Math as compared to iReady data from SY 2017-2018. These results represent the second consecutive year that MLES students have demonstrated increases in the attainment of their iReady growth targets.

## About Our School

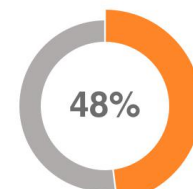
Principal | Samuel Izumi  
Grades | K-5  
808-305-8800  
[www.maukalani.k12.hi.us](http://www.maukalani.k12.hi.us)

608

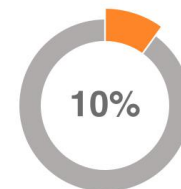
students enrolled



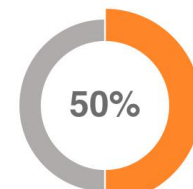
of students are English language learners



of students are eligible for Free or Reduced Lunch



of students receive Special Education services



of students receiving Special Education services are in general education classes most of the day

How do you measure how well a school is doing? In our estimation, it's more than scores on high-stakes tests. Schools should show that they are supporting children along the educational pipeline toward college, career, and community readiness. Are our students attending school? Are they graduating? Are they going to college? And how successfully are schools reducing the achievement gap between high-needs and non-high needs students?

The Strive HI Performance System was designed to account for these factors in student success. Initially created in 2013 by a U.S. Department of Education waiver from certain aspects of the former No Child Left Behind Act, Strive HI has been refocused by the goals and priorities of the 2017-2020 Department of Education and Board of Education Strategic Plan, the governing document for the public education system.

Learn more at  
<http://bit.ly/StriveHISystem>



# Mauka Lani Elementary

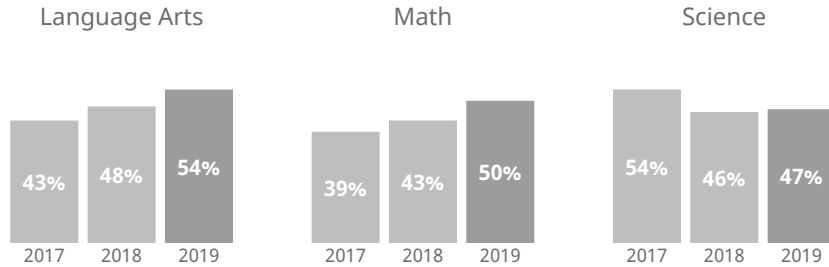
92-1300 Panana Street, Kapolei, Hawaii | Oahu | Campbell-Kapolei Complex Area

**THE STRIVE HI SCHOOL PERFORMANCE REPORT** is an annual snapshot of a school's performance on key indicators of student success. This report shows schools' progress on the Department and Board of Education's Strategic Plan and federally-required indicators under the Every Student Succeeds Act. These results help inform action for teachers, principals, community members, and other stakeholders.



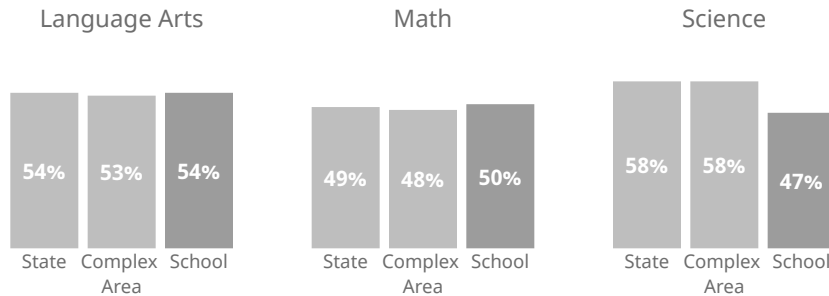
## How are students performing in each subject?

Measures the percent of students meeting the standard/who are proficient on state assessments.



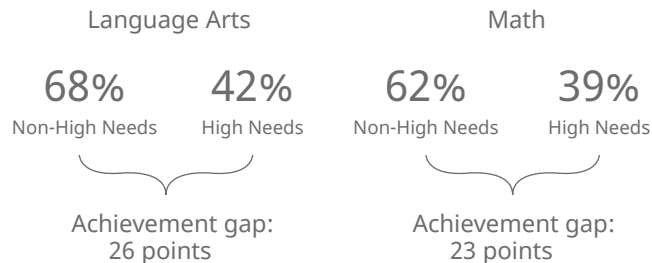
## How are students performing compared to others?

Compares the percent of students meeting the standard/who are proficient on state assessments.



## How are student subgroups performing?

High Needs: English learners, economically disadvantaged, and students receiving Special Education services. Non-High Needs: All other students.



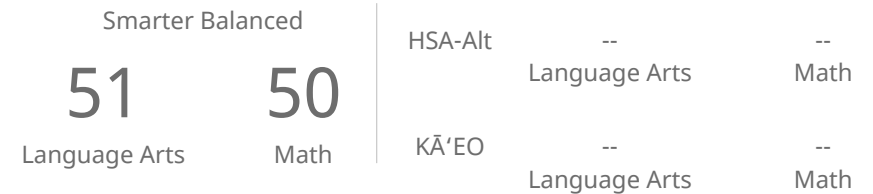
**63%**

of students learning English are on-track to English language proficiency



## How are students' academic progress measured?

The Smarter Balanced test shows the relative progress of the average student on state assessments using a Median Growth Percentile (MGP). HSA-Alt & KĀ'EO tests show the percent of students making academic growth each year.

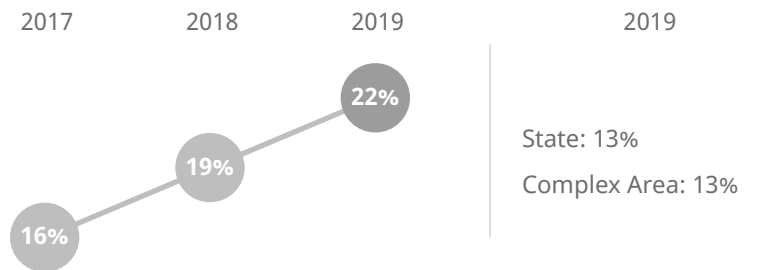


## How many 3rd graders read on grade level?

**76%** of 3rd graders read near, at, or above grade level



## How many students missed 15 or more days of school this year?



## How do students feel about their school?

Measures percent of students reporting positive school climate as measured by the Tripod Student Perception Survey.

**70%** of students feel positively about their school

# Mauka Lani Elementary

92-1300 Panana Street, Kapolei, Hawaii | Oahu | Campbell-Kapolei Complex Area

## Our Story

Mauka Lani Elementary School (MLES) is a fully accredited school through the Western Association of Schools and Colleges (WASC).

MLES emphasizes the importance of literacy and numeracy with a strong focus on critical thinking and problem solving skills through the incorporation of visual models, questioning strategies, and dialogue/discussions that engage students in academic conversations about their learning.

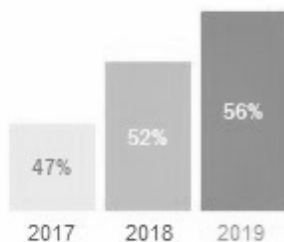
The entire MLES 'Ohana believes in being Champions (for students and their learning) while always striving to make EXCELLENCE a habit.

## UNIVERSAL SCREENER (iReady) STUDENT GROWTH

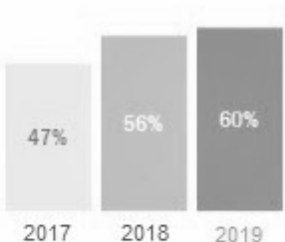
Our Local Measure, Universal Screener (iReady) Student Growth, measures the percent of students in kindergarten through the fifth grade who have achieved their grade level's Typical End-of-Year (EOY) Growth Targets (as defined by iReady) for Reading and Math.

Our school continues to work towards increasing the percentage of students who meet the EOY Growth Targets for their grade level so that we may increase the amount of students who are proficient in ELA and Math, as well as close the achievement gaps between our High-Needs and Non-High Needs students.

iReady Student Growth  
READING



iReady Student Growth  
MATH



Over half of our students continued to meet their grade level's EOY Growth Targets for Reading and Math during SY 2018-2019. Students demonstrated a four percent increase in Reading and four percent increase in Math as compared to iReady data from SY 2017-2018. These results represent the second consecutive year that MLES students have demonstrated increases in the attainment of their iReady growth targets.

## About Our School

Principal | Samuel Izumi

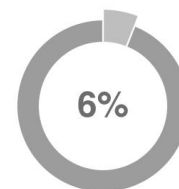
Grades | K-5

808-305-8800

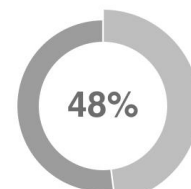
[www.maukalani.k12.hi.us](http://www.maukalani.k12.hi.us)

608

students enrolled



of students are  
English language  
learners



of students are  
eligible for Free or  
Reduced Lunch



of students  
receive Special  
Education services



of students  
receiving Special  
Education services  
are in general  
education classes  
most of the day

How do you measure how well a school is doing? In our estimation, it's more than scores on high-stakes tests. Schools should show that they are supporting children along the educational pipeline toward college, career, and community readiness. Are our students attending school? Are they graduating? Are they going to college? And how successfully are schools reducing the achievement gap between high-needs and non-high needs students?

The Strive HI Performance System was designed to account for these factors in student success. Initially created in 2013 by a U.S. Department of Education waiver from certain aspects of the former No Child Left Behind Act, Strive HI has been refocused by the goals and priorities of the 2017-2020 Department of Education and Board of Education Strategic Plan, the governing document for the public education system.

Learn more at  
<http://bit.ly/StriveHISystem>