



Maunawili Elementary

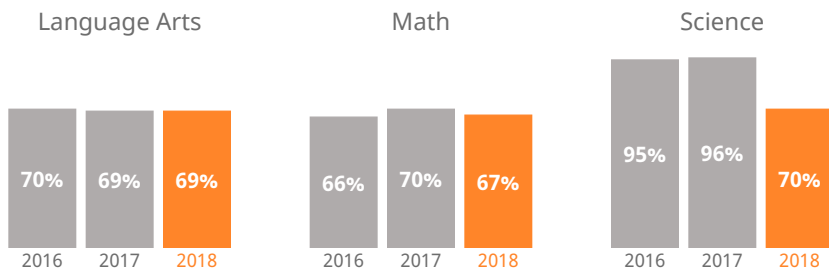
1465 Ulupii Street, Kailua, Hawaii | Oahu | Kailua-Kalaheo Complex Area

THE STRIVE HI SCHOOL PERFORMANCE REPORT is an annual snapshot of a school's performance on key indicators of student success. This report shows schools' progress on the Department and Board of Education's Strategic Plan and federally-required indicators under the Every Student Succeeds Act. These results help inform action for teachers, principals, community members, and other stakeholders.



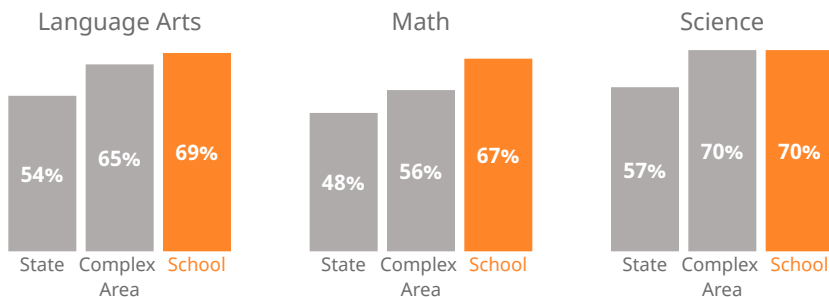
How are students performing in each subject?

Measures the percent of students meeting the standard/who are proficient on state assessments.



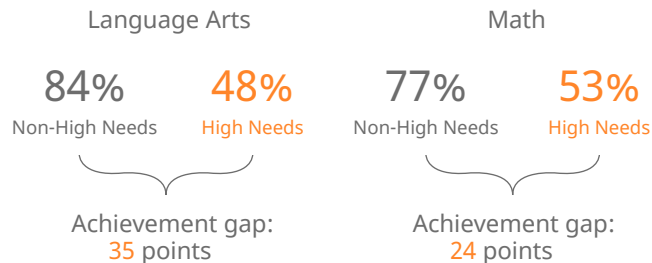
How are students performing compared to others?

Compares the percent of students meeting the standard/who are proficient on state assessments.



How are student subgroups performing?

High Needs: English learners, economically disadvantaged, and students receiving Special Education services. Non-High Needs: All other students.



--
of students learning English are **on-track** to English language proficiency



How are students' academic progress measured?

The Smarter Balanced test shows the relative progress of the average student on state assessments using a Median Growth Percentile (MGP). HSA-Alt & KĀ'EO tests show the percent of students making academic growth each year.

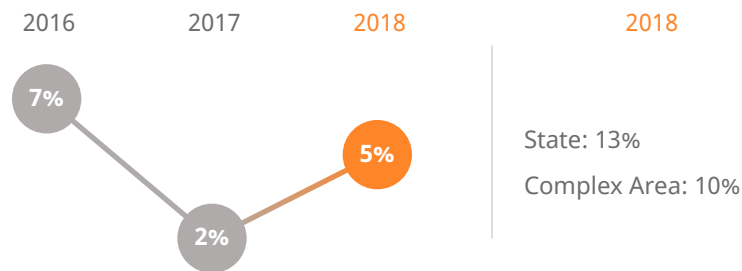


How many 3rd graders read on grade level?

81% of 3rd graders read **near, at, or above** grade level



How many students missed 15 or more days of school this year?



How do students feel about their school?

Measures percent of students reporting positive school climate as measured by the Tripod Student Perception Survey.

68% of students **feel positively** about their school

Maunawili Elementary

1465 Ulupii Street, Kailua, Hawaii | Oahu | Kailua-Kalaheo Complex Area

Our Story

Maunawili Elementary is a Professional Learning Community committed to providing a caring environment which engages our students in rigorous and relevant learning experiences. We are grounded in our Core Beliefs which are 1) Each student is unique; 2) Everyone shares the responsibility for student success; 3) Learning is a dynamic process; and 4) Academic rigor fosters growth. Our focus is on the growth of the Whole Child and we strive to meet the academic, behavioral, and social/emotional needs of each student through a Multi-Tiered System of Supports (MTSS) which includes effective standards-based instruction, Response to Intervention (RTI), and Positive Behavioral Interventions and Supports (PBIS).

There are numerous creative, fun, and innovative projects and events at Maunawili which emphasize the diverse amount of learning opportunities our students are engaged in. Events such as our annual Curriculum Fair, Science Fair, Spring Festival, Fun Fair, Wellness Day, Technology and family activity nights highlight how student voice is integrated into the curriculum and instruction. Students are also active in service learning groups such as Student Council, Library Club, Conservation Club, Recess Crew, Na Lima Kokua Club, Technologically Empowered Kids (TEKKies), and Junior Police Officers (JPOs).

Maunawili values community involvement and has developed partnerships with several organizations to support student achievement. The School Community Council includes parents, teachers, administrator, classified staff, students and community members who review the school's academic and financial plan. Our PTO, MES Ohana, partners with the school to sponsor events such as Glow Jam, Trunk or Treat, etc. which have been integral in building and supporting family involvement and engagement.

At Maunawili Elementary, we care deeply about our students and believe in continuous school improvement which adapts to and addresses the strengths and growth areas of each student. Through rigorous and relevant teaching and learning experiences, our students exit Maunawili with the skills and knowledge necessary to be college and career ready.

Our Local Measure

0%

Retention. Measures the percent of students retained (kept back a grade).

About Our School

Principal | Nathan Maeda

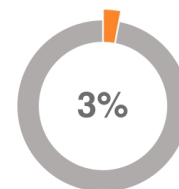
Grades | K-6

808-266-7822

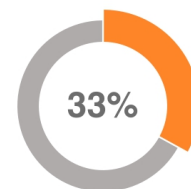
www.maunawili.k12.hi.us

340

students enrolled



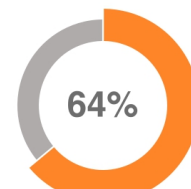
of students are
English language
learners



of students are
eligible for Free or
Reduced Lunch



of students
receive Special
Education services



of students
receiving Special
Education services
are in general
education classes
most of the day

How do you measure how well a school is doing? In our estimation, it's more than scores on high-stakes tests. Schools should show that they are supporting children along the educational pipeline toward college, career, and community readiness. Are our students attending school? Are they graduating? Are they going to college? And how successfully are schools reducing the achievement gap between high-needs and non-high needs students?

The Strive HI Performance System was designed to account for these factors in student success. Initially created in 2013 by a U.S. Department of Education waiver from certain aspects of the former No Child Left Behind Act, Strive HI has been refocused by the goals and priorities of the 2017-2020 Department of Education and Board of Education Strategic Plan, the governing document for the public education system.

Learn more at
<http://bit.ly/StriveHISystem>



Maunawili Elementary

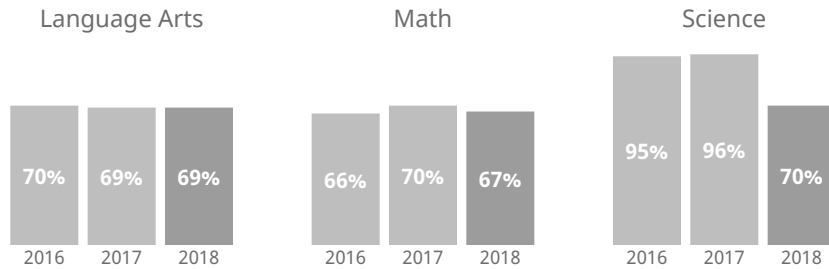
1465 Ulupii Street, Kailua, Hawaii | Oahu | Kailua-Kalaheo Complex Area

THE STRIVE HI SCHOOL PERFORMANCE REPORT is an annual snapshot of a school's performance on key indicators of student success. This report shows schools' progress on the Department and Board of Education's Strategic Plan and federally-required indicators under the Every Student Succeeds Act. These results help inform action for teachers, principals, community members, and other stakeholders.



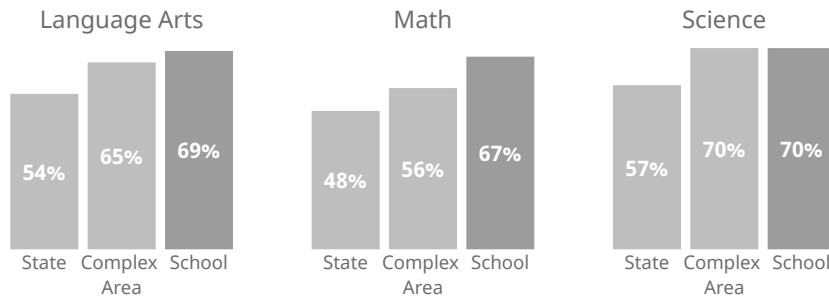
How are students performing in each subject?

Measures the percent of students meeting the standard/who are proficient on state assessments.



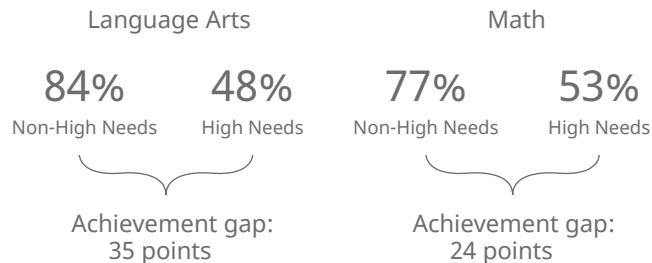
How are students performing compared to others?

Compares the percent of students meeting the standard/who are proficient on state assessments.



How are student subgroups performing?

High Needs: English learners, economically disadvantaged, and students receiving Special Education services. Non-High Needs: All other students.

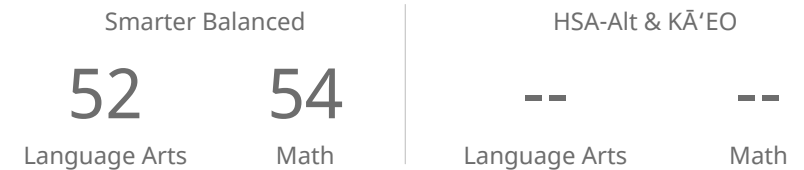


--
of students learning English are on-track to English language proficiency



How are students' academic progress measured?

The Smarter Balanced test shows the relative progress of the average student on state assessments using a Median Growth Percentile (MGP). HSA-Alt & Kā'EO tests show the percent of students making academic growth each year.

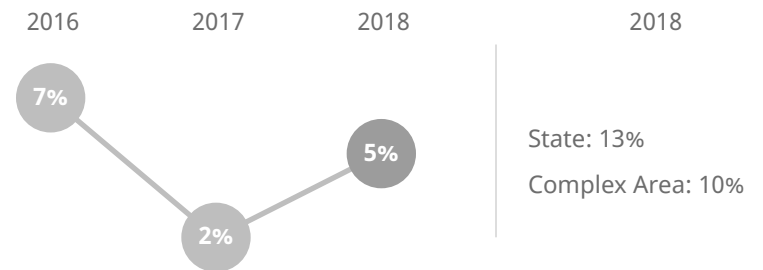


How many 3rd graders read on grade level?

81% of 3rd graders read near, at, or above grade level



How many students missed 15 or more days of school this year?



How do students feel about their school?

Measures percent of students reporting positive school climate as measured by the Tripod Student Perception Survey.

68% of students feel positively about their school

Maunawili Elementary

1465 Ulupii Street, Kailua, Hawaii | Oahu | Kailua-Kalaheo Complex Area

Our Story

Maunawili Elementary is a Professional Learning Community committed to providing a caring environment which engages our students in rigorous and relevant learning experiences. We are grounded in our Core Beliefs which are 1) Each student is unique; 2) Everyone shares the responsibility for student success; 3) Learning is a dynamic process; and 4) Academic rigor fosters growth. Our focus is on the growth of the Whole Child and we strive to meet the academic, behavioral, and social/emotional needs of each student through a Multi-Tiered System of Supports (MTSS) which includes effective standards-based instruction, Response to Intervention (RTI), and Positive Behavioral Interventions and Supports (PBIS).

There are numerous creative, fun, and innovative projects and events at Maunawili which emphasize the diverse amount of learning opportunities our students are engaged in. Events such as our annual Curriculum Fair, Science Fair, Spring Festival, Fun Fair, Wellness Day, Technology and family activity nights highlight how student voice is integrated into the curriculum and instruction. Students are also active in service learning groups such as Student Council, Library Club, Conservation Club, Recess Crew, Na Lima Kokua Club, Technologically Empowered Kids (TEKKies), and Junior Police Officers (JPOs).

Maunawili values community involvement and has developed partnerships with several organizations to support student achievement. The School Community Council includes parents, teachers, administrator, classified staff, students and community members who review the school's academic and financial plan. Our PTO, MES Ohana, partners with the school to sponsor events such as Glow Jam, Trunk or Treat, etc. which have been integral in building and supporting family involvement and engagement.

At Maunawili Elementary, we care deeply about our students and believe in continuous school improvement which adapts to and addresses the strengths and growth areas of each student. Through rigorous and relevant teaching and learning experiences, our students exit Maunawili with the skills and knowledge necessary to be college and career ready.

Our Local Measure

0% Retention. Measures the percent of students retained (kept back a grade).

About Our School

Principal | Nathan Maeda

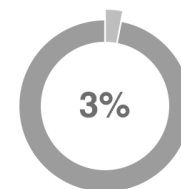
Grades | K-6

808-266-7822

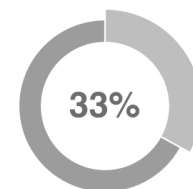
www.maunawili.k12.hi.us

340

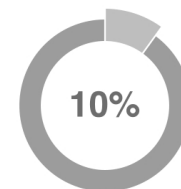
students enrolled



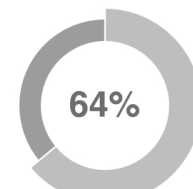
of students are
English language
learners



of students are
eligible for Free or
Reduced Lunch



of students
receive Special
Education services



of students
receiving Special
Education services
are in general
education classes
most of the day

How do you measure how well a school is doing? In our estimation, it's more than scores on high-stakes tests. Schools should show that they are supporting children along the educational pipeline toward college, career, and community readiness. Are our students attending school? Are they graduating? Are they going to college? And how successfully are schools reducing the achievement gap between high-needs and non-high needs students?

The Strive HI Performance System was designed to account for these factors in student success. Initially created in 2013 by a U.S. Department of Education waiver from certain aspects of the former No Child Left Behind Act, Strive HI has been refocused by the goals and priorities of the 2017-2020 Department of Education and Board of Education Strategic Plan, the governing document for the public education system.

Learn more at
<http://bit.ly/StriveHISystem>