



Nāhi'ena'ena Elementary

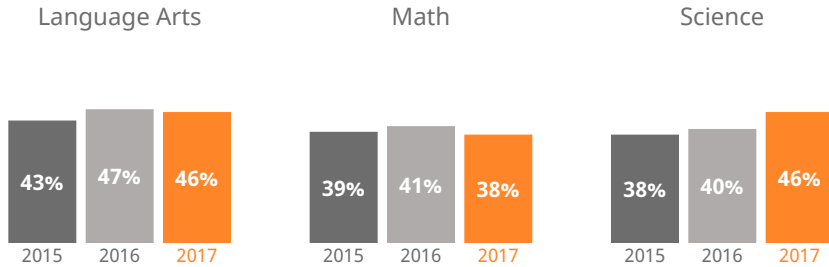
816 Niheu Street, Lahaina, Hawaii | Maui | Hana-Lahainaluna-Lanai-Molokai Complex Area

THE STRIVE HI SCHOOL PERFORMANCE REPORT is an annual snapshot of a school's performance on key indicators of student success. This report shows schools' progress on the Department and Board of Education's Strategic Plan and federally-required indicators under the Every Student Succeeds Act. These results help inform action for teachers, principals, community members, and other stakeholders.



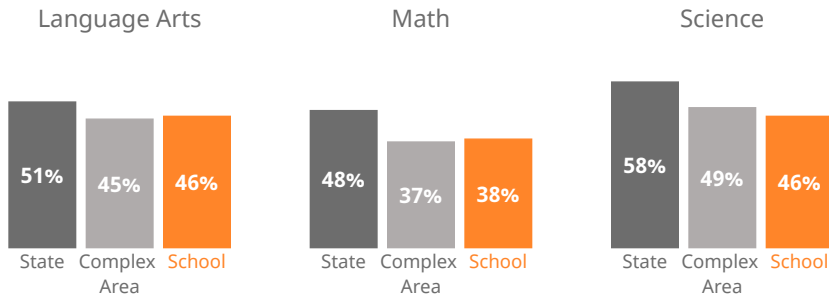
How are students performing in each subject?

Measures the percent of students meeting the standard/who are proficient on state assessments.



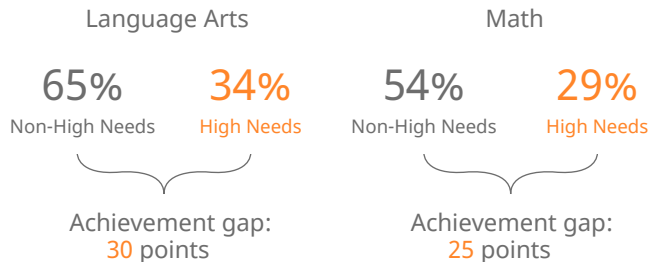
How are students performing compared to others?

Compares the percent of students meeting the standard/who are proficient on state assessments.



How are student subgroups performing?

High Needs: English learners, economically disadvantaged, and students receiving Special Education services. Non-High Needs: All other students.



47%

of students learning English are **on-track** to English language proficiency



How do students' progress compare to their peers'?

The Median Growth Percentile (MGP) shows the relative progress of the average student on state assessments. For example, an MGP of 60 means the average student performance was better than 60% of students that scored similarly on previous state assessments.

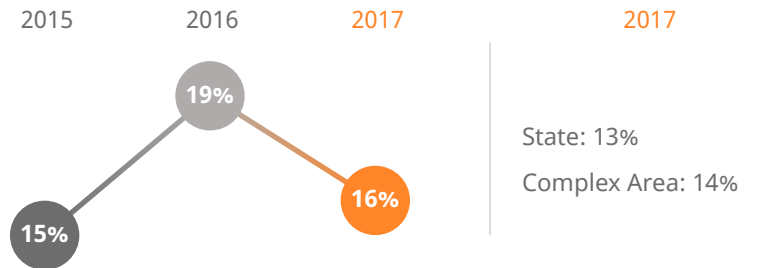


How many 3rd graders read on grade level?

57% of 3rd graders read **near, at, or above** grade level

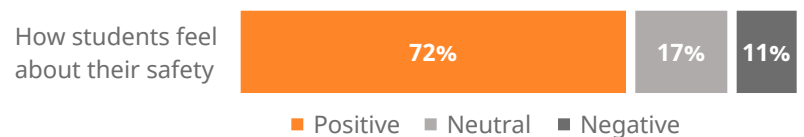


How many students missed 15 or more days of school this year?



Do students feel safe at this school?

Measures student responses on the Safety dimension of the School Quality Survey.



Nāhi'ena'ena Elementary

816 Niheu Street, Lahaina, Hawaii | Maui | Hana-Lahainaluna-Lanai-Molokai Complex Area

Our Story

Princess Nahi'ena'ena Elementary School serves approximately 730 students Pre-K through Grade 5. We are an AVID Elementary School with an explicit focus on high expectations, rigor, and a school culture that supports college and career readiness. Our school curriculum is aligned to the Common Core State Standards, and we are implementing project based learning to address many of the standards. Technology is incorporated in both instruction and assessment to engage students in twenty-first century learning environments.

Our school provides services for both Special Education and English Language Learners through an inclusion model. In addition, we offer special education preschool classes and partner with Maui Economic Opportunity Head Start Program. A Hawaiian Language Immersion Program is available to all interested students in grades K-5.

The Strategic Plan

The Strategic Plan describes shared objectives for equity and excellence for every child. To measure progress on the Strategic Plan, we report on key statewide success indicators. These indicators represent the health of public education, focusing on those which have greatest impact on student success, as well as state and federal requirements. They do not comprehensively represent the diverse measures of success valued by our nearly 300 schools. Schools address their unique approach to indicators through their Academic and Financial Plans and charter school contracts. Learn more at <http://bit.ly/1WaqQrL>

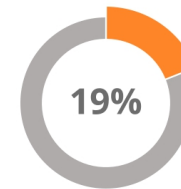
About Our School

Principal | Lynn Kahoohalahala
Grades | K-5
808-662-4020

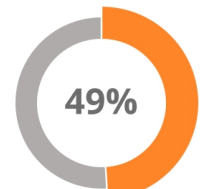
[sites.google.com/a/lahaina.k12.hi.us/
princess-nahienaena-elementary](https://sites.google.com/a/lahaina.k12.hi.us/princess-nahienaena-elementary)

711

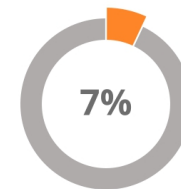
students enrolled



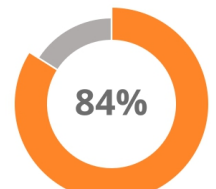
of students are
English language
learners



of students are
eligible for Free or
Reduced Lunch



of students
receive Special
Education services



of students
receiving Special
Education services
are in general
education classes
most of the day

How do you measure how well a school is doing? In our estimation, it's more than scores on high-stakes tests. Schools should show that they are supporting children along the educational pipeline toward college, career, and community readiness. Are our students attending school? Are they graduating? Are they going to college? And how successfully are schools reducing the achievement gap between high-needs and non-high needs students?

The Strive HI Performance System was designed to account for these factors in student success. Initially created in 2013 by a U.S. Department of Education waiver from certain aspects of the former No Child Left Behind Act, Strive HI has been refocused by the goals and priorities of the 2017-2020 Department of Education and Board of Education Strategic Plan, the governing document for the public education system. Our Strategic Plan provides a common foundation of expectations and supports for public education, centering on closing the achievement gap to ensure equity and excellence in our schools.

Learn more at
<http://bit.ly/StriveHISystem>



Nāhi'ena'ena Elementary

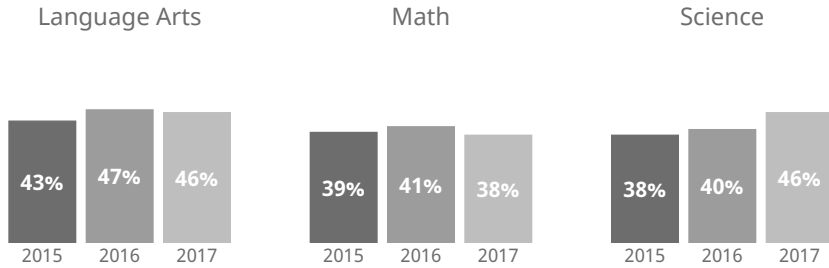
816 Niheu Street, Lahaina, Hawaii | Maui | Hana-Lahainaluna-Lanai-Molokai Complex Area

THE STRIVE HI SCHOOL PERFORMANCE REPORT is an annual snapshot of a school's performance on key indicators of student success. This report shows schools' progress on the Department and Board of Education's Strategic Plan and federally-required indicators under the Every Student Succeeds Act. These results help inform action for teachers, principals, community members, and other stakeholders.



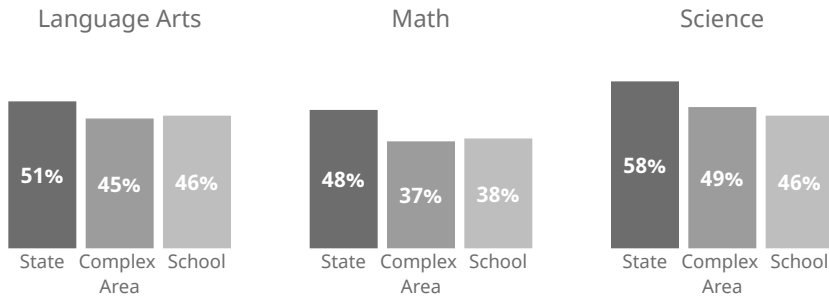
How are students performing in each subject?

Measures the percent of students meeting the standard/who are proficient on state assessments.



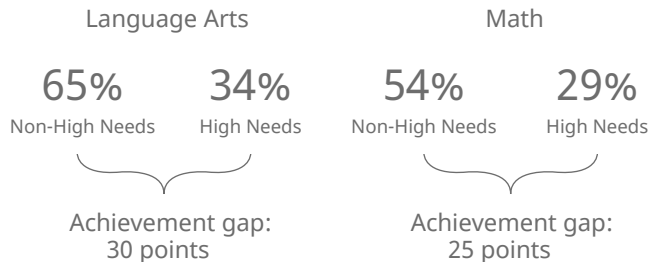
How are students performing compared to others?

Compares the percent of students meeting the standard/who are proficient on state assessments.



How are student subgroups performing?

High Needs: English learners, economically disadvantaged, and students receiving Special Education services. Non-High Needs: All other students.



47%

of students learning English are on-track to English language proficiency



How do students' progress compare to their peers'?

The Median Growth Percentile (MGP) shows the relative progress of the average student on state assessments. For example, an MGP of 60 means the average student performance was better than 60% of students that scored similarly on previous state assessments.

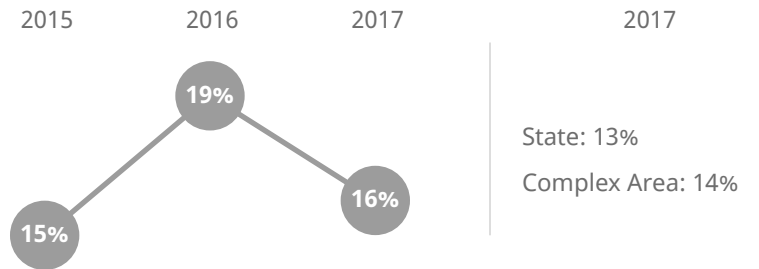


How many 3rd graders read on grade level?

57% of 3rd graders read near, at, or above grade level

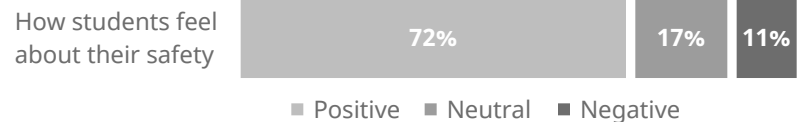


How many students missed 15 or more days of school this year?



Do students feel safe at this school?

Measures student responses on the Safety dimension of the School Quality Survey.



Nāhi'ena'ena Elementary

816 Niheu Street, Lahaina, Hawaii | Maui | Hana-Lahainaluna-Lanai-Molokai Complex Area

Our Story

Princess Nahi'ena'ena Elementary School serves approximately 730 students Pre-K through Grade 5. We are an AVID Elementary School with an explicit focus on high expectations, rigor, and a school culture that supports college and career readiness. Our school curriculum is aligned to the Common Core State Standards, and we are implementing project based learning to address many of the standards. Technology is incorporated in both instruction and assessment to engage students in twenty-first century learning environments.

Our school provides services for both Special Education and English Language Learners through an inclusion model. In addition, we offer special education preschool classes and partner with Maui Economic Opportunity Head Start Program. A Hawaiian Language Immersion Program is available to all interested students in grades K-5.

The Strategic Plan

The Strategic Plan describes shared objectives for equity and excellence for every child. To measure progress on the Strategic Plan, we report on key statewide success indicators. These indicators represent the health of public education, focusing on those which have greatest impact on student success, as well as state and federal requirements. They do not comprehensively represent the diverse measures of success valued by our nearly 300 schools. Schools address their unique approach to indicators through their Academic and Financial Plans and charter school contracts. Learn more at <http://bit.ly/1WqqQrL>

About Our School

Principal | Lynn Kahoohalahala

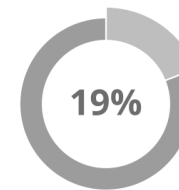
Grades | K-5

808-662-4020

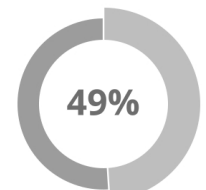
[sites.google.com/a/lahaina.k12.hi.us/
princess-nahienaena-elementary](https://sites.google.com/a/lahaina.k12.hi.us/princess-nahienaena-elementary)

711

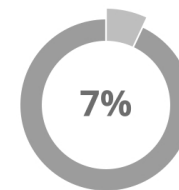
students enrolled



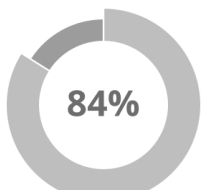
of students are
English language
learners



of students are
eligible for Free or
Reduced Lunch



of students
receive Special
Education services



of students
receiving Special
Education services
are in general
education classes
most of the day

How do you measure how well a school is doing? In our estimation, it's more than scores on high-stakes tests. Schools should show that they are supporting children along the educational pipeline toward college, career, and community readiness. Are our students attending school? Are they graduating? Are they going to college? And how successfully are schools reducing the achievement gap between high-needs and non-high needs students?

The Strive HI Performance System was designed to account for these factors in student success. Initially created in 2013 by a U.S. Department of Education waiver from certain aspects of the former No Child Left Behind Act, Strive HI has been refocused by the goals and priorities of the 2017-2020 Department of Education and Board of Education Strategic Plan, the governing document for the public education system. Our Strategic Plan provides a common foundation of expectations and supports for public education, centering on closing the achievement gap to ensure equity and excellence in our schools.

Learn more at
<http://bit.ly/StriveHISystem>