



Paoua Elementary

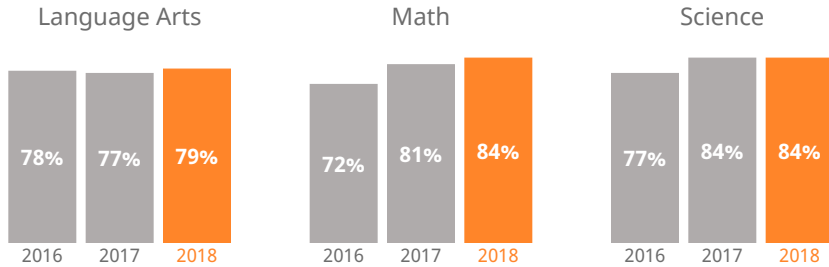
2301 Paoua Road, Honolulu, Hawaii | Oahu | Kaimuki-McKinley-Roosevelt Complex Area

THE STRIVE HI SCHOOL PERFORMANCE REPORT is an annual snapshot of a school's performance on key indicators of student success. This report shows schools' progress on the Department and Board of Education's Strategic Plan and federally-required indicators under the Every Student Succeeds Act. These results help inform action for teachers, principals, community members, and other stakeholders.



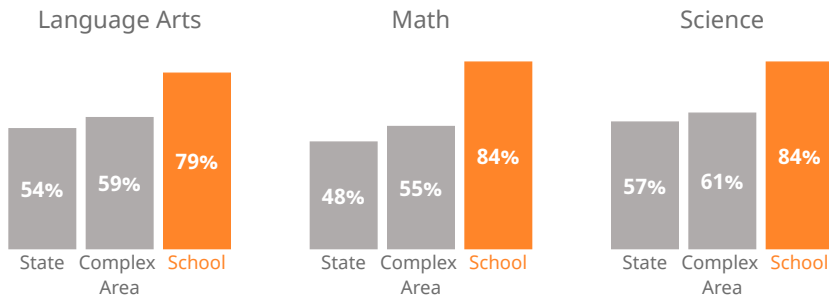
How are students performing in each subject?

Measures the percent of students meeting the standard/who are proficient on state assessments.



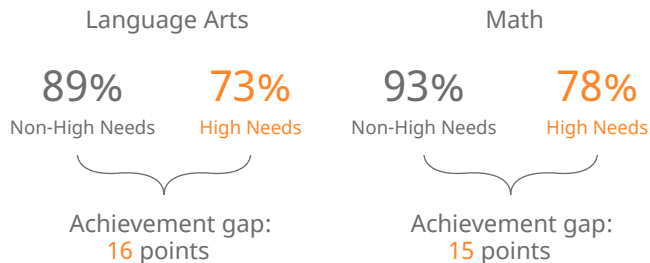
How are students performing compared to others?

Compares the percent of students meeting the standard/who are proficient on state assessments.



How are student subgroups performing?

High Needs: English learners, economically disadvantaged, and students receiving Special Education services. Non-High Needs: All other students.



78%

of students learning English are **on-track** to English language proficiency



How are students' academic progress measured?

The Smarter Balanced test shows the relative progress of the average student on state assessments using a Median Growth Percentile (MGP). HSA-Alt & KĀ'EO tests show the percent of students making academic growth each year.

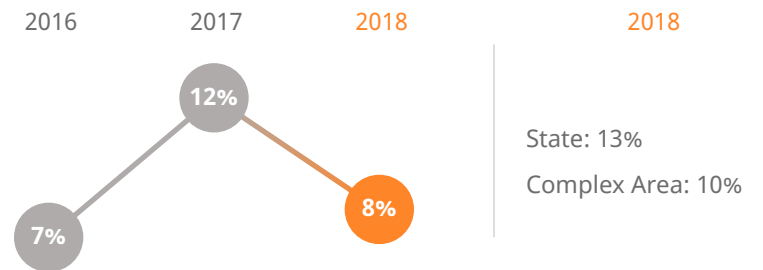


How many 3rd graders read on grade level?

84% of 3rd graders read **near, at, or above** grade level



How many students missed 15 or more days of school this year?



How do students feel about their school?

Measures percent of students reporting positive school climate as measured by the Tripod Student Perception Survey.

81% of students **feel positively** about their school

Pauoa Elementary

2301 Pauoa Road, Honolulu, Hawaii | Oahu | Kaimuki-McKinley-Roosevelt Complex Area

Our Story

Pauoa Elementary School was founded in 1847 and is located in Pauoa Valley. We are part of the Roosevelt complex. Pauoa Elementary School thrives on increasing growth for all students through a cohesive data team process and implementation of our practices and actions—use of i-Ready, 45 minute intervention block M-F, use of small group instruction, and action plans created by each teacher to show growth for each student.

We continue to recognize the importance of developing the whole child and provide many opportunities for students to learn and develop such as Second Step program for Social Emotional Learning, gifted and talented, STEM program, World Language, Pauoa Fitness Challenge, Morning Fitness, Robotics, GTECH Weekly broadcast, singing and ukulele, Chevron Speech Festival, Science Showcase, after school tutoring and intramural track and field.

Lastly, we are continuing to build lifelong partnerships with the Pauoa community at large: HawaiiUSA Federal Credit Union, Kula no Na Po'e Hawaii, Nuuanu YMCA, Queen Liliuokalani Trust, Mana Mele, and Honolulu South Foursquare Church. These partnerships is vital to Pauoa School as we build a sense of belonging in the community and recognize Pauoa School as the "Gathering" place for all for "WE ARE PAUOA".

How do you measure how well a school is doing? In our estimation, it's more than scores on high-stakes tests. Schools should show that they are supporting children along the educational pipeline toward college, career, and community readiness. Are our students attending school? Are they graduating? Are they going to college? And how successfully are schools reducing the achievement gap between high-needs and non-high needs students?

The Strive HI Performance System was designed to account for these factors in student success. Initially created in 2013 by a U.S. Department of Education waiver from certain aspects of the former No Child Left Behind Act, Strive HI has been refocused by the goals and priorities of the 2017-2020 Department of Education and Board of Education Strategic Plan, the governing document for the public education system.

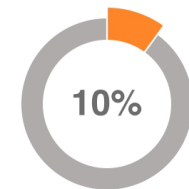
Learn more at
<http://bit.ly/StriveHISystem>

About Our School

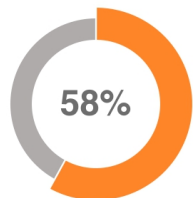
Principal | Dale Arakaki
Grades | K-5
808-587-4500
[digital.pauoa.k12.hi.us/
wordpress](http://digital.pauoa.k12.hi.us/wordpress)

278

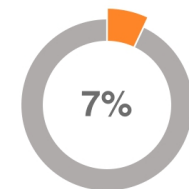
students enrolled



of students are
English language
learners



of students are
eligible for Free or
Reduced Lunch



of students
receive Special
Education services

--

of students
receiving Special
Education services
are in general
education classes
most of the day



Paoua Elementary

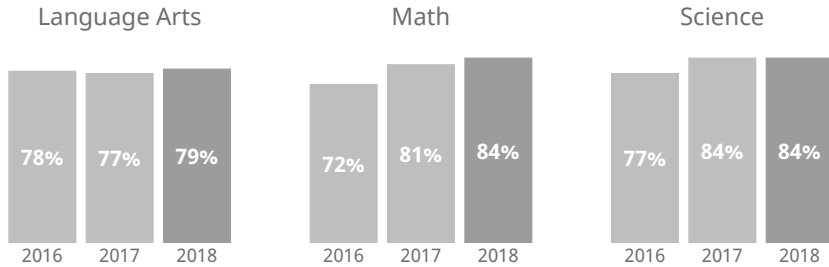
2301 Paoua Road, Honolulu, Hawaii | Oahu | Kaimuki-McKinley-Roosevelt Complex Area

THE STRIVE HI SCHOOL PERFORMANCE REPORT is an annual snapshot of a school's performance on key indicators of student success. This report shows schools' progress on the Department and Board of Education's Strategic Plan and federally-required indicators under the Every Student Succeeds Act. These results help inform action for teachers, principals, community members, and other stakeholders.



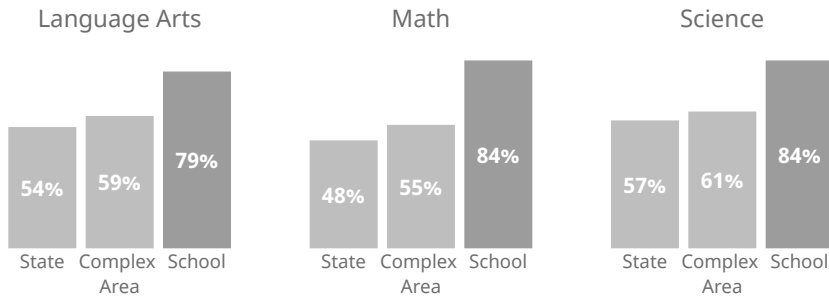
How are students performing in each subject?

Measures the percent of students meeting the standard/who are proficient on state assessments.



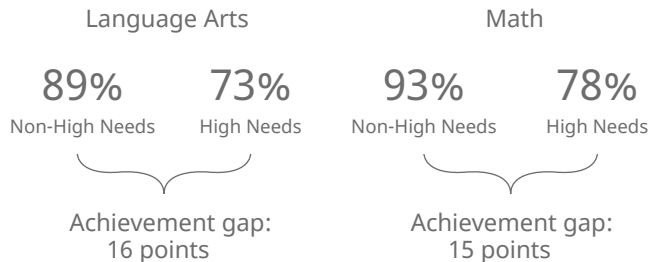
How are students performing compared to others?

Compares the percent of students meeting the standard/who are proficient on state assessments.



How are student subgroups performing?

High Needs: English learners, economically disadvantaged, and students receiving Special Education services. Non-High Needs: All other students.



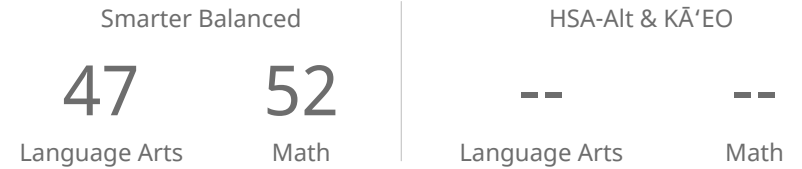
78%

of students learning English are on-track to English language proficiency



How are students' academic progress measured?

The Smarter Balanced test shows the relative progress of the average student on state assessments using a Median Growth Percentile (MGP). HSA-Alt & KĀ'EO tests show the percent of students making academic growth each year.

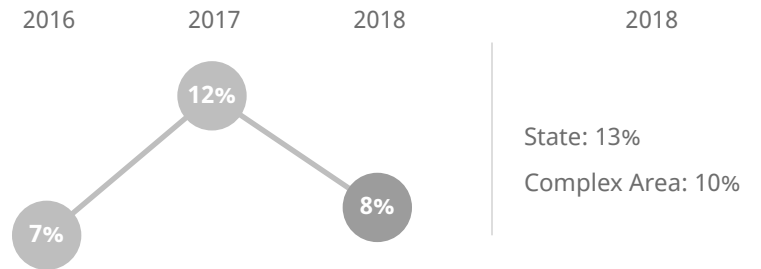


How many 3rd graders read on grade level?

84%

 of 3rd graders read near, at, or above grade level

How many students missed 15 or more days of school this year?



How do students feel about their school?

Measures percent of students reporting positive school climate as measured by the Tripod Student Perception Survey.

81%

 of students feel positively about their school

Pauoa Elementary

2301 Pauoa Road, Honolulu, Hawaii | Oahu | Kaimuki-McKinley-Roosevelt Complex Area

Our Story

Pauoa Elementary School was founded in 1847 and is located in Pauoa Valley. We are part of the Roosevelt complex. Pauoa Elementary School thrives on increasing growth for all students through a cohesive data team process and implementation of our practices and actions—use of i-Ready, 45 minute intervention block M-F, use of small group instruction, and action plans created by each teacher to show growth for each student.

We continue to recognize the importance of developing the whole child and provide many opportunities for students to learn and develop such as Second Step program for Social Emotional Learning, gifted and talented, STEM program, World Language, Pauoa Fitness Challenge, Morning Fitness, Robotics, GTECH Weekly broadcast, singing and ukulele, Chevron Speech Festival, Science Showcase, after school tutoring and intramural track and field.

Lastly, we are continuing to build lifelong partnerships with the Pauoa community at large: HawaiiUSA Federal Credit Union, Kula no Na Po'e Hawaii, Nuuanu YMCA, Queen Liliuokalani Trust, Mana Mele, and Honolulu South Foursquare Church. These partnerships is vital to Pauoa School as we build a sense of belonging in the community and recognize Pauoa School as the "Gathering" place for all for "WE ARE PAUOA".

How do you measure how well a school is doing? In our estimation, it's more than scores on high-stakes tests. Schools should show that they are supporting children along the educational pipeline toward college, career, and community readiness. Are our students attending school? Are they graduating? Are they going to college? And how successfully are schools reducing the achievement gap between high-needs and non-high needs students?

The Strive HI Performance System was designed to account for these factors in student success. Initially created in 2013 by a U.S. Department of Education waiver from certain aspects of the former No Child Left Behind Act, Strive HI has been refocused by the goals and priorities of the 2017-2020 Department of Education and Board of Education Strategic Plan, the governing document for the public education system.

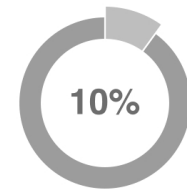
Learn more at
<http://bit.ly/StriveHISystem>

About Our School

Principal | Dale Arakaki
Grades | K-5
808-587-4500
[digital.pauoa.k12.hi.us/
wordpress](http://digital.pauoa.k12.hi.us/wordpress)

278

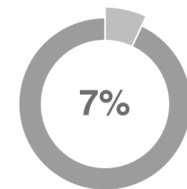
students enrolled



of students are
English language
learners



of students are
eligible for Free or
Reduced Lunch



of students
receive Special
Education services

--

of students
receiving Special
Education services
are in general
education classes
most of the day