



Pearl Ridge Elementary

98-940 Moanalua Road | Oahu | Aiea-Moanalua-Radford Complex Area

THE STRIVE HI SCHOOL PERFORMANCE REPORT is an annual snapshot of a school's performance on key indicators of student success. This report shows schools' progress on the Department and Board of Education's Strategic Plan and federally-required indicators under the Every Student Succeeds Act. These results help inform action for teachers, principals, community members, and other stakeholders.

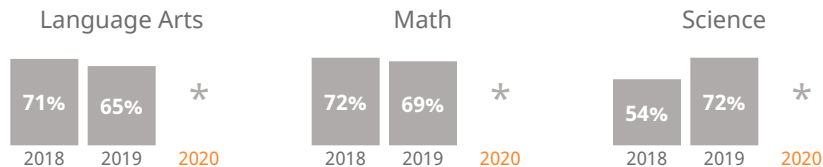
*** IMPORTANT:** Due to COVID-19, Hawaii public schools were waived from statewide testing by the U.S. Department of Education. As a result, a number of test-derived results are not available for 2020. Therefore (1) school proficiency rates along with complex area and state proficiency averages, (2) achievement gaps, (3) academic growth, and (4) third and eighth grade literacy are not reported.

****** 2020 chronic absenteeism is based on absences only through the end of the third quarter (3/13/20). As such, the rate is not directly comparable with 2019 or 2018 which was based on absences through May 1 of each school year.




How are students performing in each subject?

Measures the percent of students meeting the standard/who are proficient on state assessments.



How are students performing compared to others?

Compares the percent of students meeting the standard/who are proficient on state assessments.



How are student subgroups performing?

High Needs: English learners, economically disadvantaged, and students receiving Special Education services. Non-High Needs: All other students.



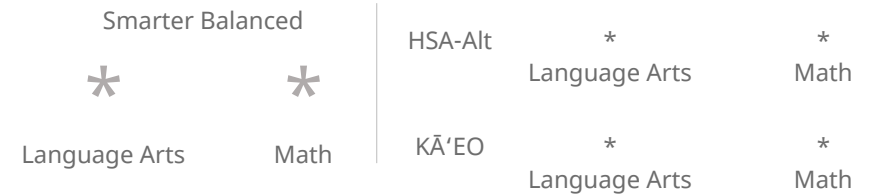
55%

of students learning English are **on-track** to English language proficiency



How are students' academic progress measured?

The Smarter Balanced test shows the relative progress of the average student on state assessments using a Median Growth Percentile (MGP). HSA-Alt & KĀ'EO tests show the percent of students making academic growth each year.

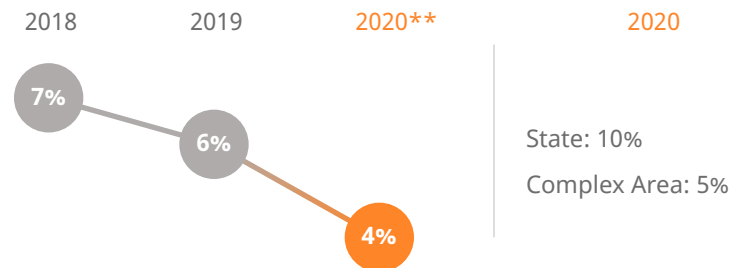


How many 3rd graders read on grade level?

* of 3rd graders read **near, at, or above** grade level

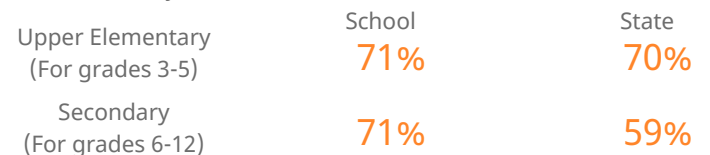


How many students missed 15 or more days of school this year?



How do students feel about their school?

Measures percent of students reporting positive school climate as measured by the Panorama Student Survey.



How do you measure how well a school is doing? In our estimation, it's more than scores on high-stakes tests. Schools should show that they are supporting children along the educational pipeline toward college, career, and community readiness. Are our students attending school? Are they graduating? Are they going to college? And how successfully are schools reducing the achievement gap between high-needs and non-high needs students?

The Strive HI Performance System was designed to account for these factors in student success. Initially created in 2013 by a U.S. Department of Education waiver from certain aspects of the former No Child Left Behind Act, Strive HI has been refocused by the goals and priorities of the 2017-2020 Department of Education and Board of Education Strategic Plan, the governing document for the public education system.

Learn more at
<http://bit.ly/StriveHISystem>

Pearl Ridge Elementary

98-940 Moanalua Road | Oahu | Aiea-Moanalua-Radford Complex Area

Our Story

Pearl Ridge Elementary School is located in the heart of the Aiea community, overlooking Pearl Harbor. It first opened its doors in September 1972 and now services around 530 students in grades kindergarten to sixth grade.

In 1993, Pearl Ridge Elementary was recognized as a National Blue Ribbon School. This honor celebrates the outstanding achievement of the students, teachers, parents, and community in working together towards school excellence.

Today, Pearl Ridge Elementary continues to move forward by implementing progressive researched-based practices such as Multi-Tiered Systems of Support (MTSS), Inclusion, Data Teams, and Thinking Maps. Pearl Ridge continues to refine, reflect, and improve upon its instructional and assessment practices to meet the needs of all learners. The school strives to provide students with relevant and foundational knowledge and skills necessary to remain competent and productive in an ever-changing world.

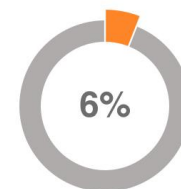
Pearl Ridge also offers a variety of extracurricular activities to keep the students engaged on campus, showcase their talents and interests, and to enhance their overall school experience. The faculty, staff, and students are all continuous learners because it is the "Pearl Ridge Way".

About Our School

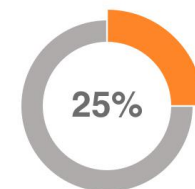
Principal | Blaine Takeguchi
Grades | K-6
808-305-9300
pearlrid.k12.hi.us

485

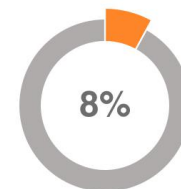
students enrolled



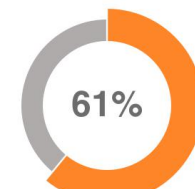
of students are
English language
learners



of students are
eligible for Free or
Reduced Lunch



of students
receive Special
Education services



of students
receiving Special
Education services
are in general
education classes
most of the day



Pearl Ridge Elementary

98-940 Moanalua Road | Oahu | Aiea-Moanalua-Radford Complex Area

THE STRIVE HI SCHOOL PERFORMANCE REPORT is an annual snapshot of a school's performance on key indicators of student success. This report shows schools' progress on the Department and Board of Education's Strategic Plan and federally-required indicators under the Every Student Succeeds Act. These results help inform action for teachers, principals, community members, and other stakeholders.

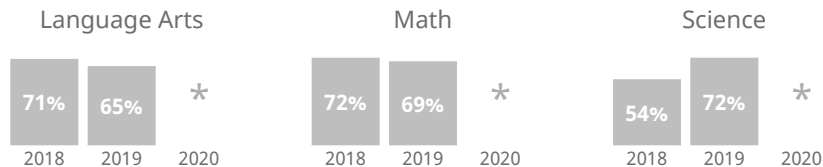
*** IMPORTANT:** Due to COVID-19, Hawaii public schools were waived from statewide testing by the U.S. Department of Education. As a result, a number of test-derived results are not available for 2020. Therefore (1) school proficiency rates along with complex area and state proficiency averages, (2) achievement gaps, (3) academic growth, and (4) third and eighth grade literacy are not reported.

****** 2020 chronic absenteeism is based on absences only through the end of the third quarter (3/13/20). As such, the rate is not directly comparable with 2019 or 2018 which was based on absences through May 1 of each school year.




How are students performing in each subject?

Measures the percent of students meeting the standard/who are proficient on state assessments.



How are students performing compared to others?

Compares the percent of students meeting the standard/who are proficient on state assessments.



How are student subgroups performing?

High Needs: English learners, economically disadvantaged, and students receiving Special Education services. Non-High Needs: All other students.



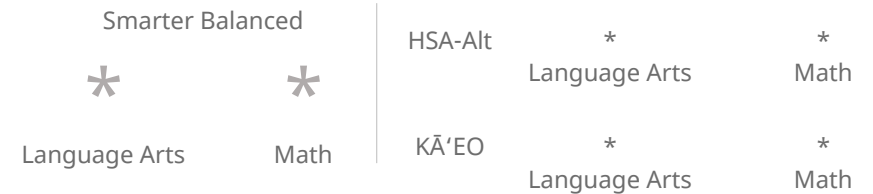
55%

of students learning English are on-track to English language proficiency



How are students' academic progress measured?

The Smarter Balanced test shows the relative progress of the average student on state assessments using a Median Growth Percentile (MGP). HSA-Alt & KĀ'EO tests show the percent of students making academic growth each year.

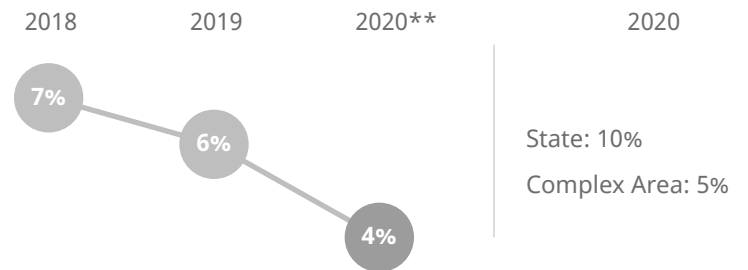


How many 3rd graders read on grade level?

* of 3rd graders read near, at, or above grade level

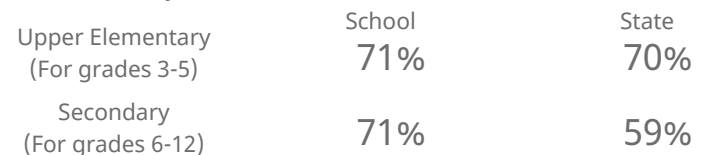


How many students missed 15 or more days of school this year?



How do students feel about their school?

Measures percent of students reporting positive school climate as measured by the Panorama Student Survey.



How do you measure how well a school is doing? In our estimation, it's more than scores on high-stakes tests. Schools should show that they are supporting children along the educational pipeline toward college, career, and community readiness. Are our students attending school? Are they graduating? Are they going to college? And how successfully are schools reducing the achievement gap between high-needs and non-high needs students?

The Strive HI Performance System was designed to account for these factors in student success. Initially created in 2013 by a U.S. Department of Education waiver from certain aspects of the former No Child Left Behind Act, Strive HI has been refocused by the goals and priorities of the 2017-2020 Department of Education and Board of Education Strategic Plan, the governing document for the public education system.

Learn more at
<http://bit.ly/StriveHISystem>

Pearl Ridge Elementary

98-940 Moanalua Road | Oahu | Aiea-Moanalua-Radford Complex Area

Our Story

Pearl Ridge Elementary School is located in the heart of the Aiea community, overlooking Pearl Harbor. It first opened its doors in September 1972 and now services around 530 students in grades kindergarten to sixth grade.

In 1993, Pearl Ridge Elementary was recognized as a National Blue Ribbon School. This honor celebrates the outstanding achievement of the students, teachers, parents, and community in working together towards school excellence.

Today, Pearl Ridge Elementary continues to move forward by implementing progressive researched-based practices such as Multi-Tiered Systems of Support (MTSS), Inclusion, Data Teams, and Thinking Maps. Pearl Ridge continues to refine, reflect, and improve upon its instructional and assessment practices to meet the needs of all learners. The school strives to provide students with relevant and foundational knowledge and skills necessary to remain competent and productive in an ever-changing world.

Pearl Ridge also offers a variety of extracurricular activities to keep the students engaged on campus, showcase their talents and interests, and to enhance their overall school experience. The faculty, staff, and students are all continuous learners because it is the "Pearl Ridge Way".

About Our School

Principal | Blaine Takeguchi

Grades | K-6

808-305-9300

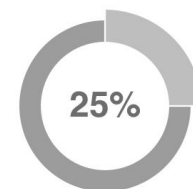
pearlrid.k12.hi.us

485

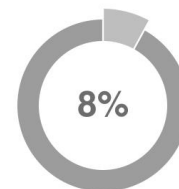
students enrolled



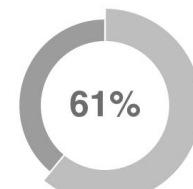
of students are
English language
learners



of students are
eligible for Free or
Reduced Lunch



of students
receive Special
Education services



of students
receiving Special
Education services
are in general
education classes
most of the day