



Radford High

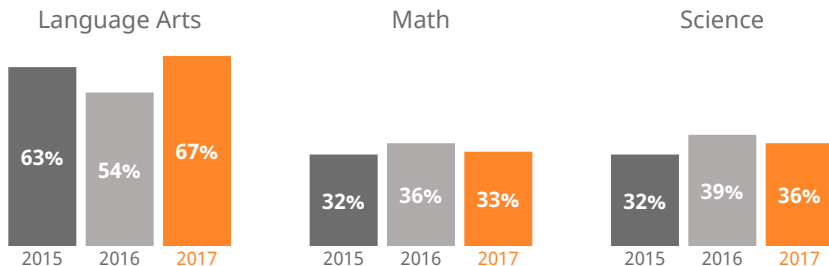
4361 Salt Lake Blvd., Honolulu, Hawaii | Oahu | Aiea-Moanalua-Radford Complex Area

THE STRIVE HI SCHOOL PERFORMANCE REPORT is an annual snapshot of a school's performance on key indicators of student success. This report shows schools' progress on the Department and Board of Education's Strategic Plan and federally-required indicators under the Every Student Succeeds Act. These results help inform action for teachers, principals, community members, and other stakeholders.



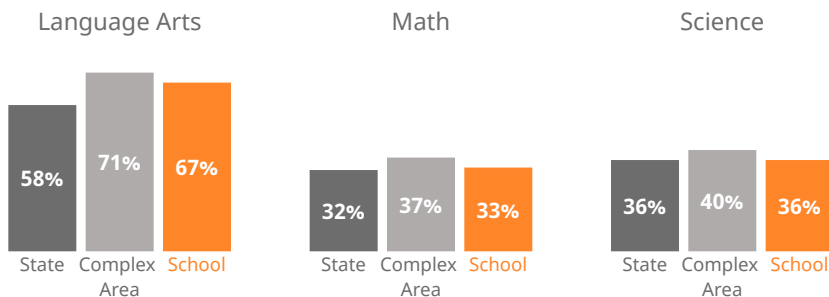
How are students performing in each subject?

Measures the percent of students meeting the standard/who are proficient on state assessments.



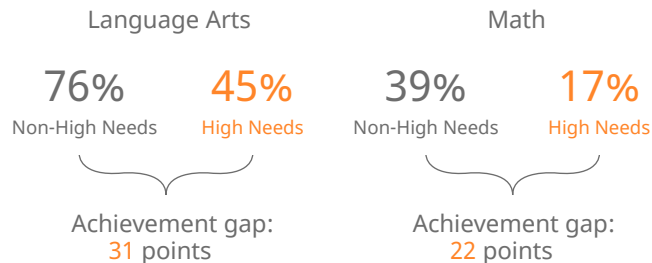
How are students performing compared to others?

Compares the percent of students meeting the standard/who are proficient on state assessments.



How are student subgroups performing?


High Needs: English learners, economically disadvantaged, and students receiving Special Education services. Non-High Needs: All other students.



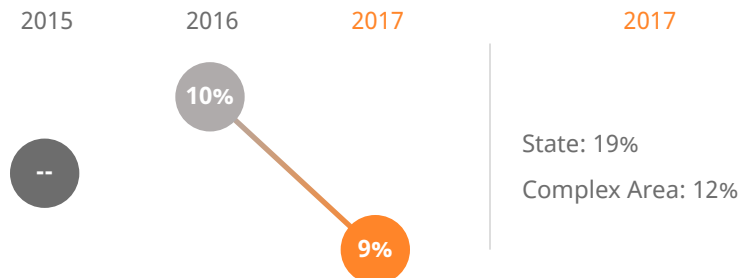
--
of students learning English are **on-track** to English language proficiency



How many students are prepared for transition?

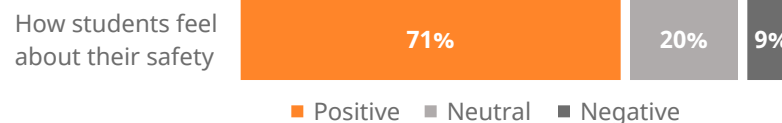


How many students missed 15 or more days of school this year?



Do students feel safe at this school?

Measures student responses on the Safety dimension of the School Quality Survey.



How do you measure how well a school is doing? In our estimation, it's more than scores on high-stakes tests. Schools should show that they are supporting children along the educational pipeline toward college, career, and community readiness. Are our students attending school? Are they graduating? Are they going to college? And how successfully are schools reducing the achievement gap between high-needs and non-high needs students?

The Strive HI Performance System was designed to account for these factors in student success. Initially created in 2013 by a U.S. Department of Education waiver from certain aspects of the former No Child Left Behind Act, Strive HI has been refocused by the goals and priorities of the 2017-2020 Department of Education and Board of Education Strategic Plan, the governing document for the public education system. Our Strategic Plan provides a common foundation of expectations and supports for public education, centering on closing the achievement gap to ensure equity and excellence in our schools.

Learn more at
<http://bit.ly/StriveHISystem>

Radford High

4361 Salt Lake Blvd., Honolulu, Hawaii | Oahu | Aiea-Moanalua-Radford Complex Area

Our Story

Radford High School was established in Central Oahu in 1957. In the spring of 2017 Radford received the highest level of accreditation by the Western Association for Schools and Colleges. Radford also has developed strong partnerships with the military and surrounding community.

Radford implements AVID curriculum school-wide to provide student support in writing, inquiry, collaboration, organization and reading. We are implementing the Common Core State Standards, and continue to move in the direction of 1:1 learning by increasing student use of technology and the Google Suite. Radford provides a rigorous academic program: gifted and talented, open enrollment for AP, honors courses, Running Start and offering college courses on campus. With the increase in AP enrollment, Radford has increased AP course offerings and seen increases in the AP exam results. Courses are offered in the various career pathways and students have the opportunity to take four different world languages. We have also had growth in our Fine Arts, STEM, Orchestra, Choir and Band programs. Radford also maintains several outstanding comprehensive student support programs. The Transition Center provides an orientation to our school and supports students with their transition. The College/ Career Resource Center helps students with college and scholarship searches and applications. We offer Response to Intervention courses in Math and Reading to help support our struggling students. With all these efforts we have also seen increases in our graduation rate.

The Strategic Plan

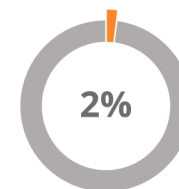
The Strategic Plan describes shared objectives for equity and excellence for every child. To measure progress on the Strategic Plan, we report on key statewide success indicators. These indicators represent the health of public education, focusing on those which have greatest impact on student success, as well as state and federal requirements. They do not comprehensively represent the diverse measures of success valued by our nearly 300 schools. Schools address their unique approach to indicators through their Academic and Financial Plans and charter school contracts. Learn more at <http://bit.ly/1WqgQrL>

About Our School

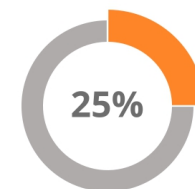
Principal | James Sunday
Grades | 9-12
808-421-4200
www.radfordhs.org

1,298

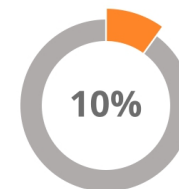
students enrolled



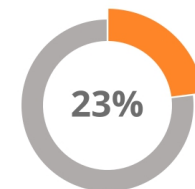
of students are
English language
learners



of students are
eligible for Free or
Reduced Lunch



of students
receive Special
Education services



of students
receiving Special
Education services
are in general
education classes
most of the day



Radford High

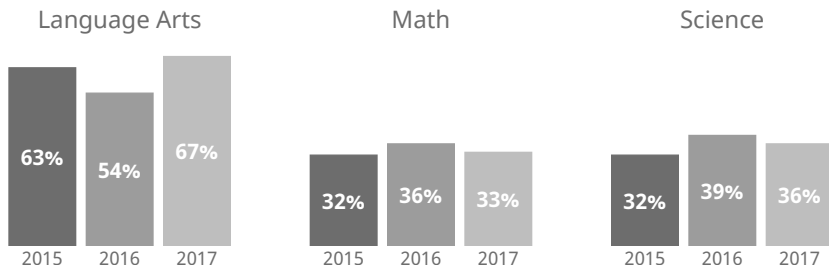
4361 Salt Lake Blvd., Honolulu, Hawaii | Oahu | Aiea-Moanalua-Radford Complex Area

THE STRIVE HI SCHOOL PERFORMANCE REPORT is an annual snapshot of a school's performance on key indicators of student success. This report shows schools' progress on the Department and Board of Education's Strategic Plan and federally-required indicators under the Every Student Succeeds Act. These results help inform action for teachers, principals, community members, and other stakeholders.



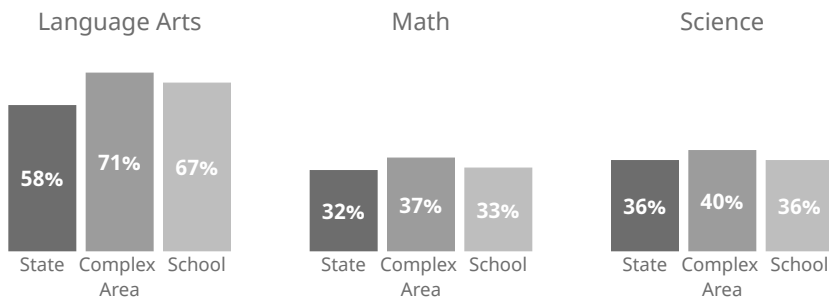
How are students performing in each subject?

Measures the percent of students meeting the standard/who are proficient on state assessments.



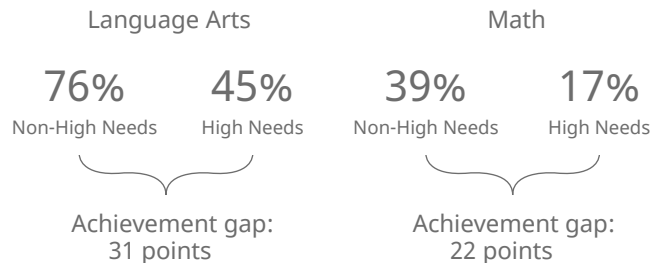
How are students performing compared to others?

Compares the percent of students meeting the standard/who are proficient on state assessments.



How are student subgroups performing?


High Needs: English learners, economically disadvantaged, and students receiving Special Education services. Non-High Needs: All other students.



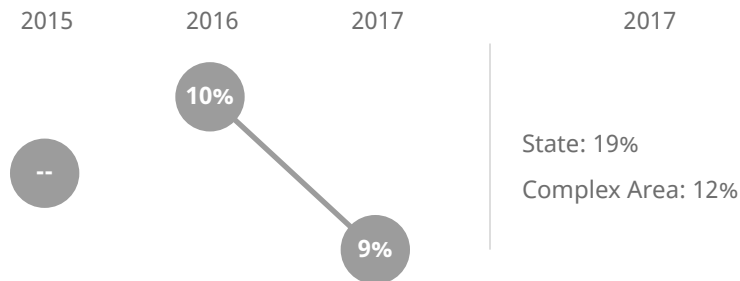
--
of students learning English are on-track to English language proficiency



How many students are prepared for transition?

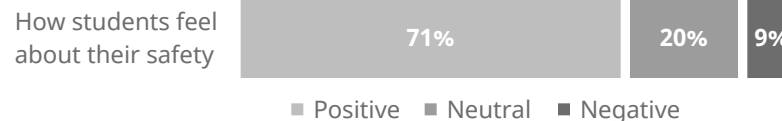


How many students missed 15 or more days of school this year?



Do students feel safe at this school?

Measures student responses on the Safety dimension of the School Quality Survey.



How do you measure how well a school is doing? In our estimation, it's more than scores on high-stakes tests. Schools should show that they are supporting children along the educational pipeline toward college, career, and community readiness. Are our students attending school? Are they graduating? Are they going to college? And how successfully are schools reducing the achievement gap between high-needs and non-high needs students?

The Strive HI Performance System was designed to account for these factors in student success. Initially created in 2013 by a U.S. Department of Education waiver from certain aspects of the former No Child Left Behind Act, Strive HI has been refocused by the goals and priorities of the 2017-2020 Department of Education and Board of Education Strategic Plan, the governing document for the public education system. Our Strategic Plan provides a common foundation of expectations and supports for public education, centering on closing the achievement gap to ensure equity and excellence in our schools.

Learn more at
<http://bit.ly/StriveHISystem>

Radford High

4361 Salt Lake Blvd., Honolulu, Hawaii | Oahu | Aiea-Moanalua-Radford Complex Area

Our Story

Radford High School was established in Central Oahu in 1957. In the spring of 2017 Radford received the highest level of accreditation by the Western Association for Schools and Colleges. Radford also has developed strong partnerships with the military and surrounding community.

Radford implements AVID curriculum school-wide to provide student support in writing, inquiry, collaboration, organization and reading. We are implementing the Common Core State Standards, and continue to move in the direction of 1:1 learning by increasing student use of technology and the Google Suite. Radford provides a rigorous academic program: gifted and talented, open enrollment for AP, honors courses, Running Start and offering college courses on campus. With the increase in AP enrollment, Radford has increased AP course offerings and seen increases in the AP exam results. Courses are offered in the various career pathways and students have the opportunity to take four different world languages. We have also had growth in our Fine Arts, STEM, Orchestra, Choir and Band programs. Radford also maintains several outstanding comprehensive student support programs. The Transition Center provides an orientation to our school and supports students with their transition. The College/ Career Resource Center helps students with college and scholarship searches and applications. We offer Response to Intervention courses in Math and Reading to help support our struggling students. With all these efforts we have also seen increases in our graduation rate.

The Strategic Plan

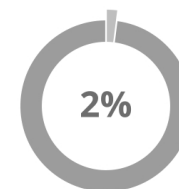
The Strategic Plan describes shared objectives for equity and excellence for every child. To measure progress on the Strategic Plan, we report on key statewide success indicators. These indicators represent the health of public education, focusing on those which have greatest impact on student success, as well as state and federal requirements. They do not comprehensively represent the diverse measures of success valued by our nearly 300 schools. Schools address their unique approach to indicators through their Academic and Financial Plans and charter school contracts. Learn more at <http://bit.ly/1WqgQrL>

About Our School

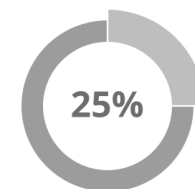
Principal | James Sunday
Grades | 9-12
808-421-4200
www.radfordhs.org

1,298

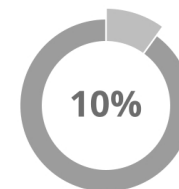
students enrolled



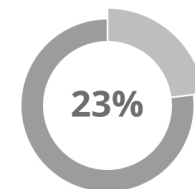
of students are
English language
learners



of students are
eligible for Free or
Reduced Lunch



of students
receive Special
Education services



of students
receiving Special
Education services
are in general
education classes
most of the day