



# Waiahole Elementary

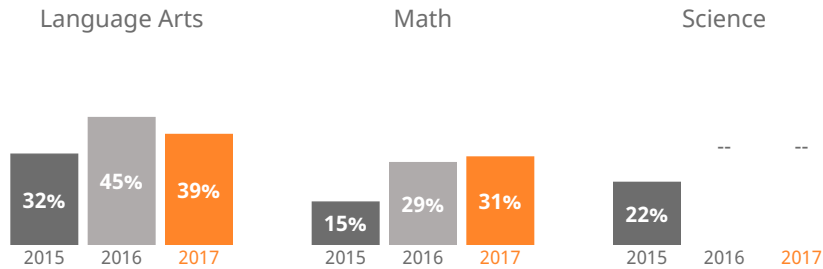
48-215 Waiahole Valley Road, Kaneohe, Hawaii | Oahu | Castle-Kahuku Complex Area

**THE STRIVE HI SCHOOL PERFORMANCE REPORT** is an annual snapshot of a school's performance on key indicators of student success. This report shows schools' progress on the Department and Board of Education's Strategic Plan and federally-required indicators under the Every Student Succeeds Act. These results help inform action for teachers, principals, community members, and other stakeholders.



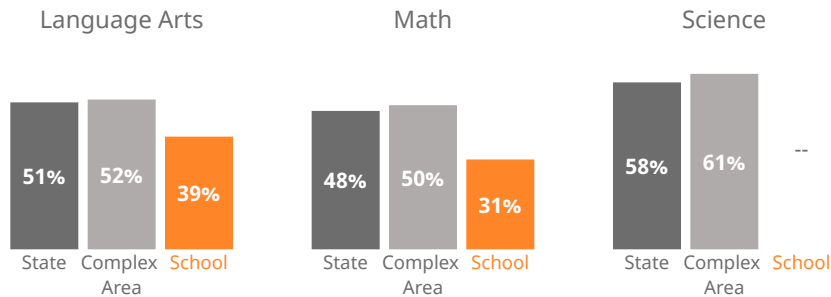
## How are students performing in each subject?

Measures the percent of students meeting the standard/who are proficient on state assessments.



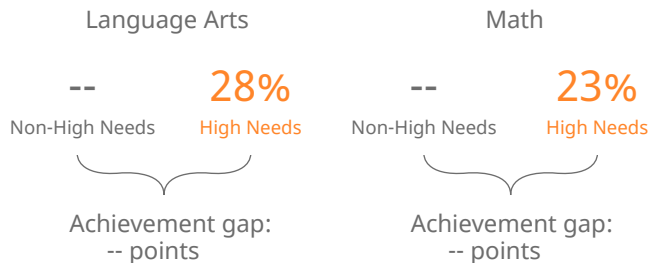
## How are students performing compared to others?

Compares the percent of students meeting the standard/who are proficient on state assessments.



## How are student subgroups performing?

High Needs: English learners, economically disadvantaged, and students receiving Special Education services. Non-High Needs: All other students.



-- of students learning English are **on-track** to English language proficiency



## How do students' progress compare to their peers'?

The Median Growth Percentile (MGP) shows the relative progress of the average student on state assessments. For example, an MGP of 60 means the average student performance was better than 60% of students that scored similarly on previous state assessments.

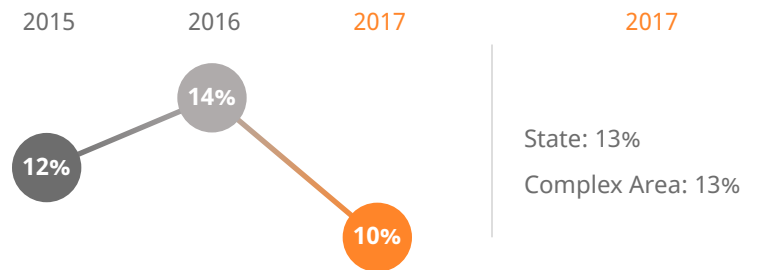


## How many 3rd graders read on grade level?

-- of 3rd graders read **near, at, or above** grade level

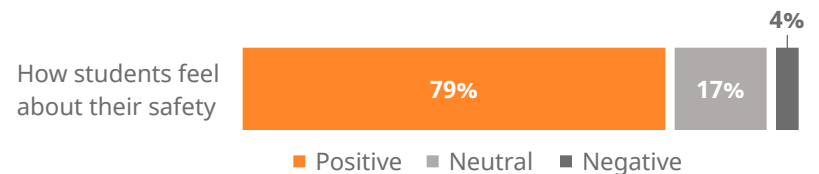


## How many students missed 15 or more days of school this year?



## Do students feel safe at this school?

Measures student responses on the Safety dimension of the School Quality Survey.



# Waiahole Elementary

48-215 Waiahole Valley Road, Kaneohe, Hawaii | Oahu | Castle-Kahuku Complex Area

## Our Story

Waiahole Elementary School is a special school rich in history, tradition and culture. Established in 1893, Waiahole is one of the oldest and smallest schools on Oahu. Today, we service 89 students in PreK through Grade 6, 45% of whom are Native Hawaiian. We are a Title 1 school, with 65% of our students qualifying for free or reduced-cost lunch. We truly are a small school with a big heart!

In 2014-15, during the first year of the Smarter Balanced Assessment (SBA), our scores dipped to an overall 32% proficiency in ELA and 15% proficiency in Math. During SY 2015-2016 we made gains in ELA and Math, with proficiency scores of 45% and 29%, respectively.

As a school, we are continuously developing and reflecting on our craft and are committed to meeting student needs and to supporting student growth as self-assessment capable learners. To this means, teachers collaborate, review student work samples, and discuss next steps for instruction in weekly Professional Learning Communities. We are committed to ensuring that all of our students learn, grow, and achieve.

## The Strategic Plan

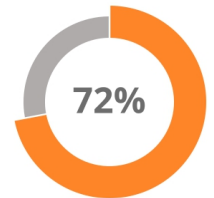
The Strategic Plan describes shared objectives for equity and excellence for every child. To measure progress on the Strategic Plan, we report on key statewide success indicators. These indicators represent the health of public education, focusing on those which have greatest impact on student success, as well as state and federal requirements. They do not comprehensively represent the diverse measures of success valued by our nearly 300 schools. Schools address their unique approach to indicators through their Academic and Financial Plans and charter school contracts. Learn more at <http://bit.ly/1WaqQrL>

## About Our School

Principal | Alexandra Obra  
Grades | K-6  
808-239-3111  
[www.waiahole.org](http://www.waiahole.org)

68

students enrolled



--  
of students are  
English language  
learners

--  
of students are  
eligible for Free or  
Reduced Lunch

--  
of students  
receive Special  
Education services

--  
of students  
receiving Special  
Education services  
are in general  
education classes  
most of the day

How do you measure how well a school is doing? In our estimation, it's more than scores on high-stakes tests. Schools should show that they are supporting children along the educational pipeline toward college, career, and community readiness. Are our students attending school? Are they graduating? Are they going to college? And how successfully are schools reducing the achievement gap between high-needs and non-high needs students?

The Strive HI Performance System was designed to account for these factors in student success. Initially created in 2013 by a U.S. Department of Education waiver from certain aspects of the former No Child Left Behind Act, Strive HI has been refocused by the goals and priorities of the 2017-2020 Department of Education and Board of Education Strategic Plan, the governing document for the public education system. Our Strategic Plan provides a common foundation of expectations and supports for public education, centering on closing the achievement gap to ensure equity and excellence in our schools.

Learn more at  
<http://bit.ly/StriveHISystem>



# Waiahole Elementary

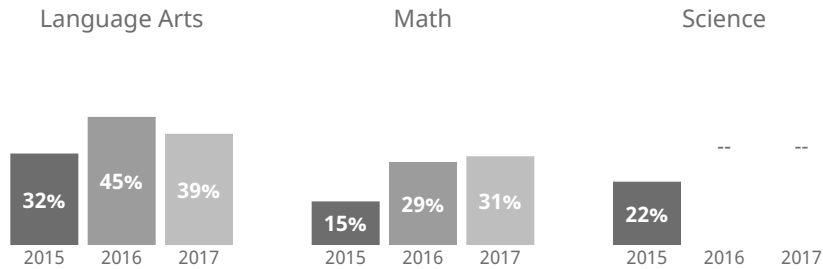
48-215 Waiahole Valley Road, Kaneohe, Hawaii | Oahu | Castle-Kahuku Complex Area

**THE STRIVE HI SCHOOL PERFORMANCE REPORT** is an annual snapshot of a school's performance on key indicators of student success. This report shows schools' progress on the Department and Board of Education's Strategic Plan and federally-required indicators under the Every Student Succeeds Act. These results help inform action for teachers, principals, community members, and other stakeholders.



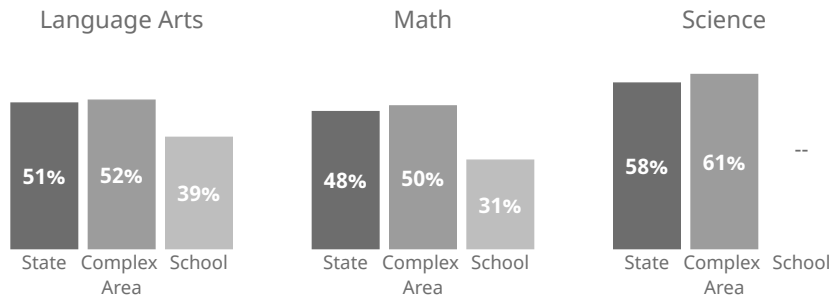
## How are students performing in each subject?

Measures the percent of students meeting the standard/who are proficient on state assessments.



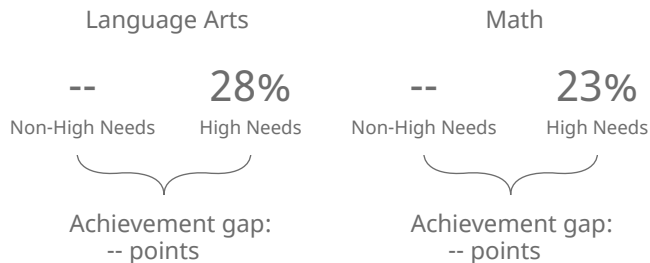
## How are students performing compared to others?

Compares the percent of students meeting the standard/who are proficient on state assessments.



## How are student subgroups performing?

High Needs: English learners, economically disadvantaged, and students receiving Special Education services. Non-High Needs: All other students.



-- of students learning English are on-track to English language proficiency



## How do students' progress compare to their peers'?

The Median Growth Percentile (MGP) shows the relative progress of the average student on state assessments. For example, an MGP of 60 means the average student performance was better than 60% of students that scored similarly on previous state assessments.

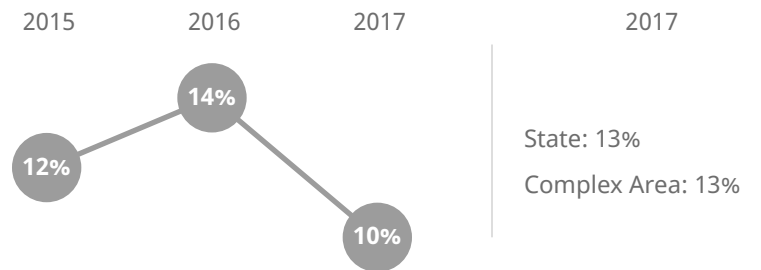


## How many 3rd graders read on grade level?

-- of 3rd graders read near, at, or above grade level

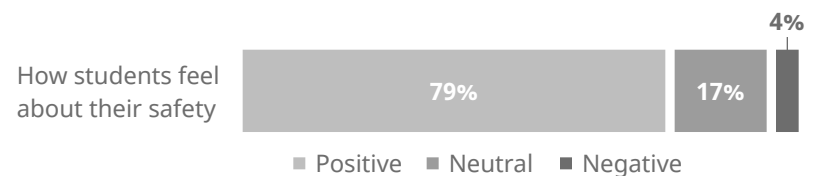


## How many students missed 15 or more days of school this year?



## Do students feel safe at this school?

Measures student responses on the Safety dimension of the School Quality Survey.



# Waiahole Elementary

48-215 Waiahole Valley Road, Kaneohe, Hawaii | Oahu | Castle-Kahuku Complex Area

## Our Story

Waiahole Elementary School is a special school rich in history, tradition and culture. Established in 1893, Waiahole is one of the oldest and smallest schools on Oahu. Today, we service 89 students in PreK through Grade 6, 45% of whom are Native Hawaiian. We are a Title 1 school, with 65% of our students qualifying for free or reduced-cost lunch. We truly are a small school with a big heart!

In 2014-15, during the first year of the Smarter Balanced Assessment (SBA), our scores dipped to an overall 32% proficiency in ELA and 15% proficiency in Math. During SY 2015-2016 we made gains in ELA and Math, with proficiency scores of 45% and 29%, respectively.

As a school, we are continuously developing and reflecting on our craft and are committed to meeting student needs and to supporting student growth as self-assessment capable learners. To this means, teachers collaborate, review student work samples, and discuss next steps for instruction in weekly Professional Learning Communities. We are committed to ensuring that all of our students learn, grow, and achieve.

## The Strategic Plan

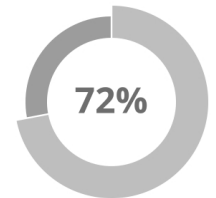
The Strategic Plan describes shared objectives for equity and excellence for every child. To measure progress on the Strategic Plan, we report on key statewide success indicators. These indicators represent the health of public education, focusing on those which have greatest impact on student success, as well as state and federal requirements. They do not comprehensively represent the diverse measures of success valued by our nearly 300 schools. Schools address their unique approach to indicators through their Academic and Financial Plans and charter school contracts. Learn more at <http://bit.ly/1WqgQrL>

## About Our School

Principal | Alexandra Obra  
Grades | K-6  
808-239-3111  
[www.waiahole.org](http://www.waiahole.org)

68

students enrolled



--  
of students are  
English language  
learners

--  
of students are  
eligible for Free or  
Reduced Lunch

--  
of students  
receive Special  
Education services

--  
of students  
receiving Special  
Education services  
are in general  
education classes  
most of the day

How do you measure how well a school is doing? In our estimation, it's more than scores on high-stakes tests. Schools should show that they are supporting children along the educational pipeline toward college, career, and community readiness. Are our students attending school? Are they graduating? Are they going to college? And how successfully are schools reducing the achievement gap between high-needs and non-high needs students?

The Strive HI Performance System was designed to account for these factors in student success. Initially created in 2013 by a U.S. Department of Education waiver from certain aspects of the former No Child Left Behind Act, Strive HI has been refocused by the goals and priorities of the 2017-2020 Department of Education and Board of Education Strategic Plan, the governing document for the public education system. Our Strategic Plan provides a common foundation of expectations and supports for public education, centering on closing the achievement gap to ensure equity and excellence in our schools.

Learn more at  
<http://bit.ly/StriveHISystem>