



# DeSilva Elementary

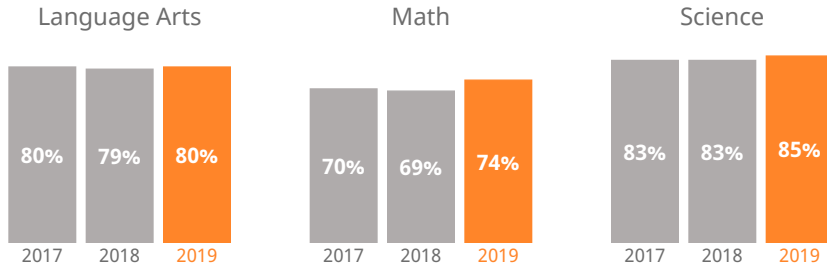
278 Ainako Avenue, Hilo, Hawaii | Hawaii | Hilo-Waiakea Complex Area

**THE STRIVE HI SCHOOL PERFORMANCE REPORT** is an annual snapshot of a school's performance on key indicators of student success. This report shows schools' progress on the Department and Board of Education's Strategic Plan and federally-required indicators under the Every Student Succeeds Act. These results help inform action for teachers, principals, community members, and other stakeholders.



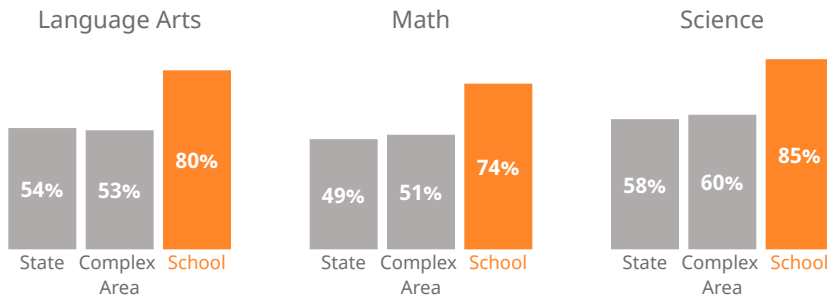
## How are students performing in each subject?

Measures the percent of students meeting the standard/who are proficient on state assessments.



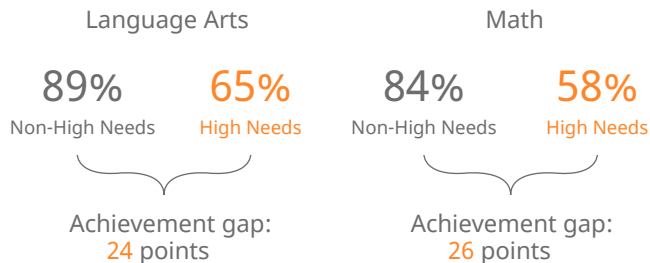
## How are students performing compared to others?

Compares the percent of students meeting the standard/who are proficient on state assessments.



## How are student subgroups performing?

High Needs: English learners, economically disadvantaged, and students receiving Special Education services. Non-High Needs: All other students.

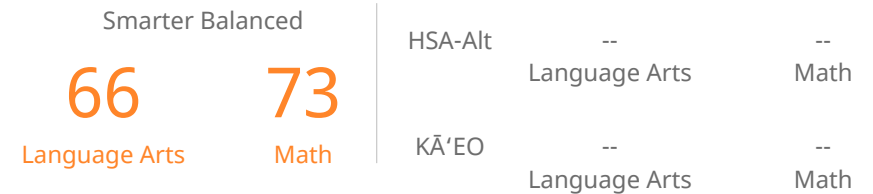


-- of students learning English are **on-track** to English language proficiency



## How are students' academic progress measured?

The Smarter Balanced test shows the relative progress of the average student on state assessments using a Median Growth Percentile (MGP). HSA-Alt & KĀ'EO tests show the percent of students making academic growth each year.

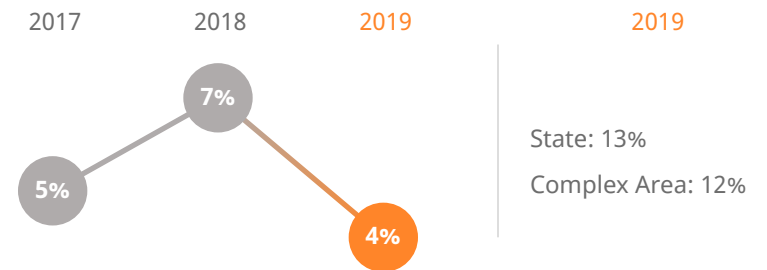


## How many 3rd graders read on grade level?

**95%** of 3rd graders read **near, at, or above** grade level



## How many students missed 15 or more days of school this year?



## How do students feel about their school?

Measures percent of students reporting positive school climate as measured by the Tripod Student Perception Survey.

**83%** of students **feel positively** about their school

# DeSilva Elementary

278 Ainako Avenue, Hilo, Hawaii | Hawaii | Hilo-Waiakea Complex Area

## Our Story

At deSilva Elementary, the school community has embraced the school's vision of "excellence in education." Teachers and support staff work diligently to ensure an upward achievement trend continues. deSilva Elementary is extremely fortunate to have an active and highly supportive Parent Teacher Student Association and a School Community Council that has supported improvement by participating in and endorsing the development of the school's academic and financial plan.

In 2014, the school was honored with the prestigious National Blue Ribbon award.

How do you measure how well a school is doing? In our estimation, it's more than scores on high-stakes tests. Schools should show that they are supporting children along the educational pipeline toward college, career, and community readiness. Are our students attending school? Are they graduating? Are they going to college? And how successfully are schools reducing the achievement gap between high-needs and non-high needs students?

The Strive HI Performance System was designed to account for these factors in student success. Initially created in 2013 by a U.S. Department of Education waiver from certain aspects of the former No Child Left Behind Act, Strive HI has been refocused by the goals and priorities of the 2017-2020 Department of Education and Board of Education Strategic Plan, the governing document for the public education system.

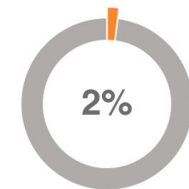
Learn more at  
<http://bit.ly/StriveHISystem>

## About Our School

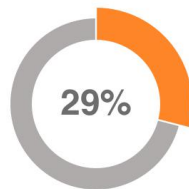
Principal | Dennis O'Brien  
Grades | K-6  
808-974-4855  
[www.ebdesilva.org](http://www.ebdesilva.org)

451

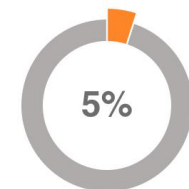
students enrolled



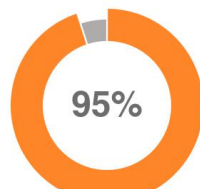
2%  
of students are English language learners



29%  
of students are eligible for Free or Reduced Lunch



5%  
of students receive Special Education services



95%  
of students receiving Special Education services are in general education classes most of the day



# DeSilva Elementary

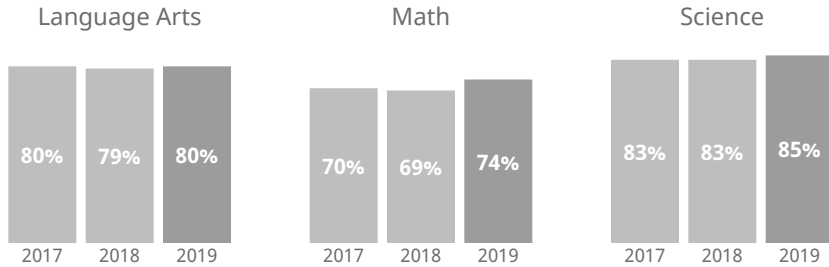
278 Ainako Avenue, Hilo, Hawaii | Hawaii | Hilo-Waiakea Complex Area

**THE STRIVE HI SCHOOL PERFORMANCE REPORT** is an annual snapshot of a school's performance on key indicators of student success. This report shows schools' progress on the Department and Board of Education's Strategic Plan and federally-required indicators under the Every Student Succeeds Act. These results help inform action for teachers, principals, community members, and other stakeholders.



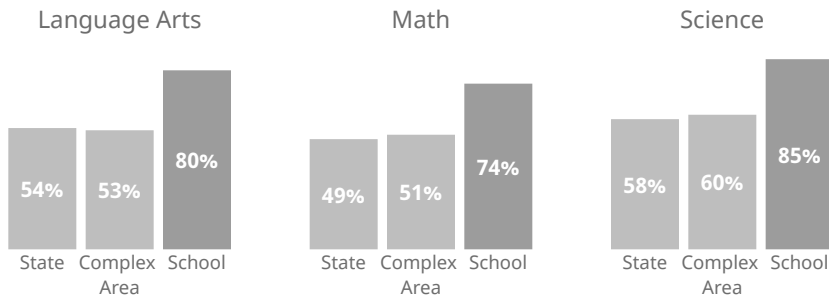
## How are students performing in each subject?

Measures the percent of students meeting the standard/who are proficient on state assessments.



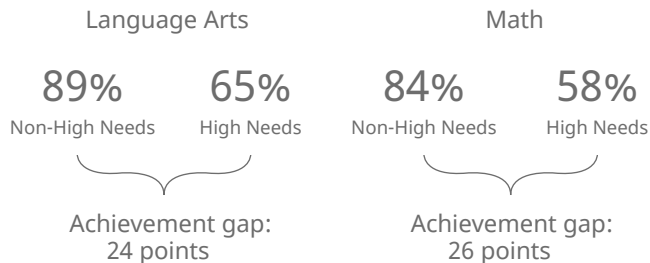
## How are students performing compared to others?

Compares the percent of students meeting the standard/who are proficient on state assessments.



## How are student subgroups performing?

High Needs: English learners, economically disadvantaged, and students receiving Special Education services. Non-High Needs: All other students.

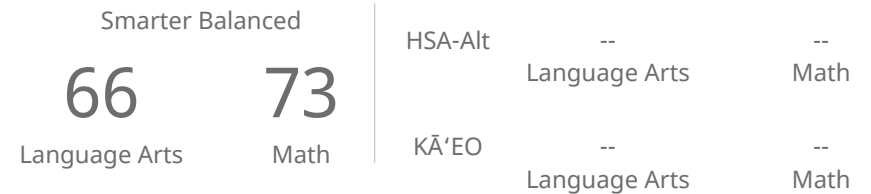


-- of students learning English are on-track to English language proficiency



## How are students' academic progress measured?

The Smarter Balanced test shows the relative progress of the average student on state assessments using a Median Growth Percentile (MGP). HSA-Alt & KĀ'EO tests show the percent of students making academic growth each year.

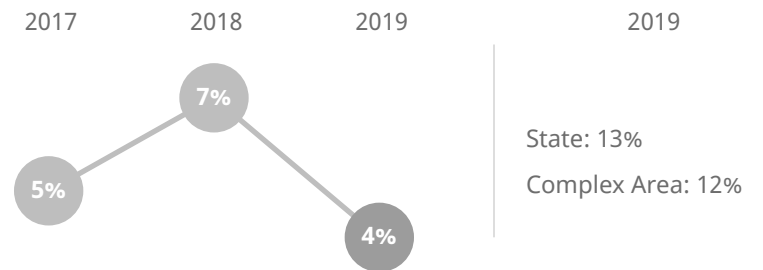


## How many 3rd graders read on grade level?

95% of 3rd graders read near, at, or above grade level



## How many students missed 15 or more days of school this year?



## How do students feel about their school?

Measures percent of students reporting positive school climate as measured by the Tripod Student Perception Survey.

83% of students feel positively about their school

# DeSilva Elementary

278 Ainako Avenue, Hilo, Hawaii | Hawaii | Hilo-Waiakea Complex Area

## Our Story

At deSilva Elementary, the school community has embraced the school's vision of "excellence in education." Teachers and support staff work diligently to ensure an upward achievement trend continues. deSilva Elementary is extremely fortunate to have an active and highly supportive Parent Teacher Student Association and a School Community Council that has supported improvement by participating in and endorsing the development of the school's academic and financial plan.

In 2014, the school was honored with the prestigious National Blue Ribbon award.

How do you measure how well a school is doing? In our estimation, it's more than scores on high-stakes tests. Schools should show that they are supporting children along the educational pipeline toward college, career, and community readiness. Are our students attending school? Are they graduating? Are they going to college? And how successfully are schools reducing the achievement gap between high-needs and non-high needs students?

The Strive HI Performance System was designed to account for these factors in student success. Initially created in 2013 by a U.S. Department of Education waiver from certain aspects of the former No Child Left Behind Act, Strive HI has been refocused by the goals and priorities of the 2017-2020 Department of Education and Board of Education Strategic Plan, the governing document for the public education system.

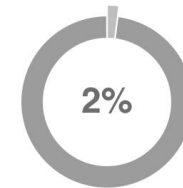
Learn more at  
<http://bit.ly/StriveHISystem>

## About Our School

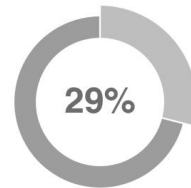
Principal | Dennis O'Brien  
Grades | K-6  
808-974-4855  
[www.ebdesilva.org](http://www.ebdesilva.org)

451

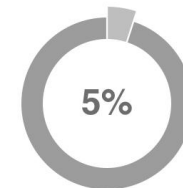
students enrolled



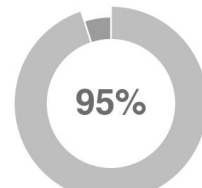
of students are English language learners



of students are eligible for Free or Reduced Lunch



of students receive Special Education services



of students receiving Special Education services are in general education classes most of the day