















Moanalua Middle Strive HI 2012-13 Step: **Continuous Improvement** Index Score: **191**

Automatic Classification: **None**

	Step 1	Step 2 - Unweighted Points	Step 3	Step 4 - Weighted Points	Step 5 - All Schools	
Achievement	Math Proficiency 63% Math Achievement (Math Proficiency Rate) x (40pts)	 25		 25		
	Reading Proficiency 88% Reading Achievement (Reading Proficiency Rate) x (40pts)	 35	66 pts of 100 pts	Achievement (Middle School Weight) $66 \times (1.0) = 66$	 35	66 pts of 100 pts
	Science Proficiency 27% Science Proficiency (Science Proficiency Rate) x (20pts)	 5			 5	
Growth	Mathematics Median SGP 42 Mathematics SGP Points assigned based on growth category	 0	25 pts of 100 pts	Growth (Middle School Weight) $25 \times (1.8) = 45$	45 pts of 180 pts	
	Reading Median SGP 51 Reading SGP Points assigned based on growth category	 25			 45	
Readiness	Median 8th Grade ACT 16 8th Grade ACT Points assigned based on ACT category	 100	100 pts of 100 pts	Readiness (Middle School Weight) $100 \times (0.6) = 60$	60 pts of 60 pts	
Achievement Gap	Non-High Needs Proficiency 84% Current-Year Gap Points assigned based on Current-Year Gap Rate* *($NHN - HN$) / (NHN)	 34		 21		
	High-Needs Proficiency 58% Two-Year Gap Reduction Points assigned based on Gap Reduction Rate* * (2011 gap - 2013 gap) / (2011 gap)	 0	34 pts of 100 pts	Achievement Gap (Middle School Weight) $34 \times (0.6) = 21$	 0	21 pts of 60 pts

